

28/8/78

Forecast 28/79
20

SERVICE PARTS CATALOG

MODELS

Forecast 20 — ^{Key 90} **770** FORAGE HARVESTER

717W AND ⁰770W PICKUP

Forecast 74 — **717S** SICKLE BAR

717R AND 770R ROW CROP

717R2 AND 717N2 ROW CROP

770R2 AND 770N2 ROW CROP

⁰ **770E** CORN SNAPPER

ISSUE 4-78
(REPLACES ALL PREVIOUS ISSUES)

496623

SPERRY  **NEW HOLLAND**

GENERAL INFORMATION

1. Whenever the terms left or right are used, it should be understood to mean from a position facing in direction of travel.
2. Throughout this manual you find common hardware, not illustrated, but listed in the description column. The service part immediately preceding a hardware listing is the part using these particular items for mounting purposes. This hardware is not included with the service part or assembly, when ordered as a replacement.
3. Sperry New Holland, a Division of Sperry Rand Corporation is continually striving to improve its products. We must, therefore, reserve the right to make improvements or changes, when it becomes practical and possible to do so, without incurring any obligation to make changes, or additions, to the equipment sold previously.

ORDERING PARTS

1. Please submit orders on the standard Dealer Order Form and mail to your Branch Office. The form should be completely filled in and any special routing so indicated. Telephone orders, being less accurate, should be limited to "emergency situations."
2. It is requested that parts be listed in numerical sequence, using the current Sperry New Holland part numbers. It is advisable to consult the Service Parts Price List for part number supersession, package quantity and other pertinent information.

ALWAYS USE GENUINE SPERRY NEW HOLLAND PARTS

CONTENTS
MODEL 770 BASE UNIT

GROUP	PAGE NUMBER
AUGER GROUP	56, 57
BELTS AND CHAINS GROUP	4, 5
CHANGE SPROCKETS	30, 31, 32, 33
CHAINS AND BELTS GROUP	4, 5
CLUTCH GROUP, REVERSING GEARBOX	26, 27, 28
CLUTCH GROUP, P.T.O. (1000 RPM)	12, 13, 14
CLUTCH GROUP, P.T.O. (540 RPM)	16, 17, 18
CONTROL GROUP, SPOUT	42, 43, 44, 45
CONTROLS, ELECTRIC	46 thru 54
CUTTERHEAD GROUP	38, 39, 40, 41
CUTTERHEAD SHIELDING GROUP	10, 11
DECAL SET	3C
DEFLECTOR GROUP	42, 43, 44, 45
DRIVE GROUP, AUGER	56, 57
DRIVE GROUP, CUTTERHEAD	38, 39, 40, 41
DRIVE GROUP, FEED ROLL	30, 31, 32, 33
DRIVE SHIELDING GROUP	10, 11
ELECTRIC CONTROLS GROUP	46 thru 54
CONTROL BOX GROUP	46, 47
CONTROLS REVERSING GEARBOX	52, 53, 54
DEFLECTOR CONTROLS GROUP	48, 49, 50
REVERSING GEARBOX CONTROLS	52, 53, 54
SPOUT CONTROLS GROUP	48, 49, 50
WIRING CONTROL BOX	46, 47
WIRING HARNESS	52, 53, 54
FAN GROUP	42, 43, 44, 45
FEED ROLL GROUP	30, 31, 32, 33
GEARBOX GROUP (540 RPM)	22, 23, 24
GEARBOX GROUP (1000 RPM)	19, 20
GEARBOX GROUP, REVERSING	26, 27, 28
JACK GROUP	6, 7, 8, 9
KNIFE GROUP	38, 39, 40, 41
KNIFE SHARPENER GROUP (MANUAL)	37
KNIFE SHARPENER GROUP (POWER)	34, 35, 36
LENGTH OF CUT	29
LIFT GROUP	6, 7, 8, 9
MAIN FRAME GROUP	6, 7, 8, 9
P.T.O. GROUP (540 RPM)	16, 17, 18
P.T.O. GROUP (1000 RPM)	12, 13, 14
REVERSING GEARBOX GROUP	26, 27, 28
SHARPENER GROUP, KNIFE (MANUAL)	37
SHARPENER GROUP, KNIFE (POWER)	34, 35, 36
SHIELDING GROUP, AUGER	56, 57
SHIELDING GROUP, CUTTERHEAD AND DRIVE	10, 11
SHIELDING GROUP, P.T.O. (540 RPM)	16, 17, 18
SHIELDING GROUP, P.T.O. (1000 RPM)	12, 13, 14
SLOW MOVING VEHICLE EMBLEM	42, 43, 44, 45
SPINDLE AND WHEEL GROUP	6, 7, 8, 9
SPOUT GROUP	42, 43, 44, 45
TONGUE GROUP	6, 7, 8, 9
TRANSITION GROUP	42, 43, 44, 45
WHEEL AND SPINDLE GROUP	6, 7, 8, 9
WOBBLE JOINT GROUP	26, 27, 28

CONTINUE

CONTENTS (CONTINUED)
MODEL 717W PICK-UP

GROUP	PAGE NUMBER
AUGER GROUP	64, 65, 66
CLUTCH GROUP	64, 65, 66
DRIVE GROUP, AUGER	64, 65, 66
DRIVE GROUP, PICK-UP	60, 61, 62
MAIN FRAME GROUP	58, 59
PICK-UP GROUP	60, 61, 62

MODEL 770W PICK-UP

AUGER GROUP	70, 71, 72
CLUTCH GROUP	70, 71, 72
DRIVE GROUP, AUGER	70, 71, 72
DRIVE GROUP, PICK-UP	74, 75, 76
MAIN FRAME GROUP	67, 68
PICK-UP GROUP	74, 75, 76

MODEL 717S SICKLE BAR

AUGER GROUP	88, 89, 90
CLUTCH GROUP	88, 89, 90
DRIVE GROUP, AUGER	88, 89, 90
DRIVE GROUP, KNIFE	81, 82
DRIVE GROUP, REEL	84, 85, 86
GUARD GROUP	78, 79, 80
GUIDES GROUP	78, 79, 80
KNIFE GROUP	81, 82
MAIN FRAME GROUP	78, 79, 80
PUSH BAR GROUP	78, 79, 80
REEL GROUP	84, 85, 86
SHOE GROUP	78, 79, 80
STUB GUARDS	81, 82
WOBBLE SHAFT GROUP	81, 82

MODEL 717R ROW CROP

DRIVE GROUP, KNIFE	93, 94
DRIVE SHAFT GROUP, MAIN	98, 99, 100
FENDER GROUP	95, 96
GATHERING CHAIN GROUP	98, 99, 100
KNIFE GROUP	93, 94
MAIN DRIVE SHAFT GROUP	98, 99, 100
MAIN FRAME GROUP	91, 92
SIDE SHEET GROUP	95, 96

MODEL 717R2 AND 717N2 ROW CROP

CHAIN BOARD GROUP	114, 115, 116
DRIVE GROUP, KNIFE	117, 118
DRIVE SHAFT GROUP, MAIN	124, 125, 126, 127
FENDER GROUP	120, 121, 122, 123
GATHERING CHAIN GROUP	124, 125, 126, 127
KNIFE GROUP	117, 118
MAIN DRIVE SHAFT GROUP	124, 125, 126, 127
MAIN FRAME GROUP	114, 115, 116
SIDE SHEET GROUP	120, 121, 122, 123

CONTINUE

CONTENTS (CONTINUED)
MODEL 770R ROW CROP

GROUP	PAGE NUMBER
DRIVE SHAFT GROUP	110, 111, 112, 113
FENDER GROUP	104, 105, 106
GATHERING CHAIN GROUP	110, 111, 112, 113
KNIFE GROUP	108, 109
MAIN DRIVE SHAFT GROUP	110, 111, 112, 113
MAIN FRAME GROUP	102, 103
SIDE SHEET GROUP	104, 105, 106

MODEL 770R2 AND 770N2 ROW CROP

CHAIN BOARD GROUP	128, 129, 130
DRIVE SHAFT GROUP	138, 139, 140, 141
FENDER GROUP	132, 133, 134, 135
GATHERING CHAIN GROUP	138, 139, 140, 141
KNIFE GROUP	136, 137
MAIN DRIVE SHAFT GROUP	138, 139, 140, 141
MAIN FRAME GROUP	128, 129, 130
SIDE SHEET GROUP	132, 133, 134, 135

MODEL 770E CORN SNAPPER

BEATER AND BEATER DRIVE GROUP	155, 156
COMPLETING PARTS GROUP	157
DRIVE GROUP, BEATER	155, 156
DRIVE GROUP, MAIN	153, 154
DRIVE GROUP, ROW UNIT	144 thru 148
GATHERING CHAIN GROUP	144 thru 148
MAIN FRAME GROUP	142, 143
ROW UNIT GROUP	144 thru 148
SHEET METAL GROUP	150, 151, 152

MODEL 770 BASE UNIT ATTACHMENTS AND OPTIONS

AUGER BAFFLE	56, 57
AUGER BUNDLE, LOADING	158 thru 162
AUTOMATIC HITCH KIT	173
EAR CORN BUNDLE	171, 172
HAND LIFT BUNDLE	165
HORIZONTAL SPOUT EXTENSION BUNDLE	166
HYDRAULIC SPOUT CONTROL KIT	163, 164
LOADING AUGER BUNDLE	158 thru 162
MAGNET BUNDLE	172
RECUTTER SCREEN MOUNTING KIT	167
RECUTTER SCREENS	170
SPOUT CONTROL KIT, HYDRAULIC	163, 164
SPOUT LINER	167
SPOUT SUPPORT BUNDLE	168, 169
VERTICAL EXTENSION BUNDLE	170

COMPLETING UNIT ATTACHMENTS

MODEL 770W, 717W, 717S, 717R, 717R2 & 717N2 ATTACHMENTS

TRANSPORT WHEEL KIT	166
-------------------------------	-----

CONTENTS (CONTINUED)
MODEL 717S ATTACHMENTS

GROUP	PAGE NUMBER
DIVIDER KIT	175
HEAD SAVER KIT	176
POINTER KIT	175
SIDE SHEET EXTENSION KIT	175

MODEL 717R, 717R2 AND 717N2 ATTACHMENTS

AXLE EXTENSION	174
ROW DIVIDER KIT	174

MODEL 770R, 770R2 AND 770N2 ATTACHMENTS

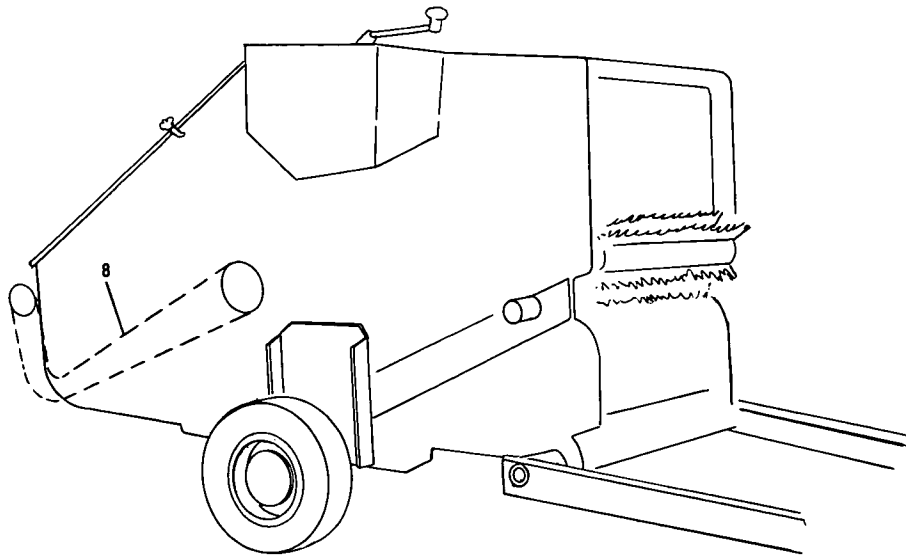
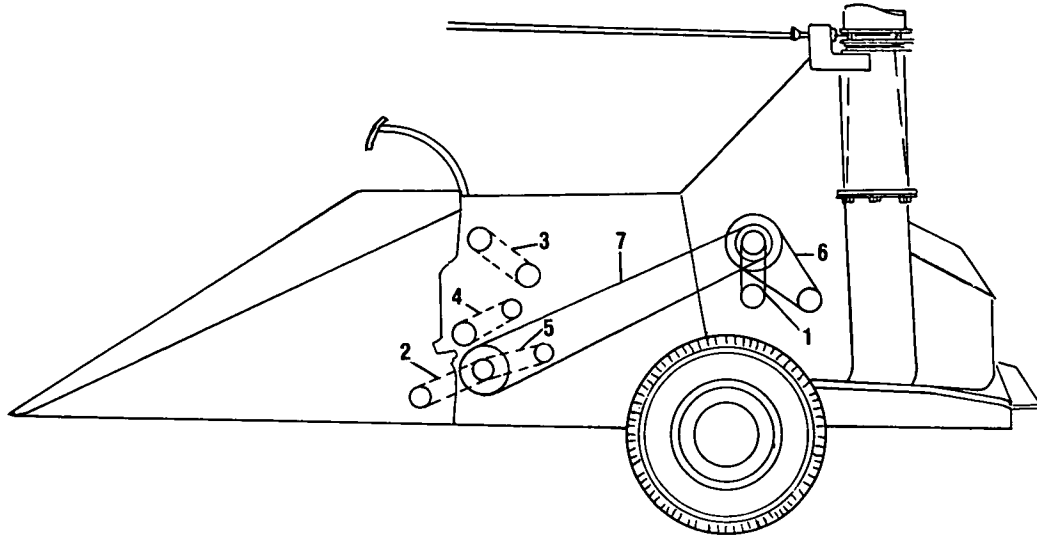
ROW DIVIDER BUNDLE	177
RECOMMENDED INITIAL PARTS STOCK	178, 179, 180, 181
NUMERICAL PARTS INDEX	182 thru 190

DECAL SETS

216859	770 BASE UNIT DECAL SET
127567	717S, 717W & 770W PICK-UP DECAL SET
264337	717R ROW CROP DECAL SET
264337	717R2 ROW CROP DECAL SET
264337	717N2 ROW CROP DECAL SET
264337	770R, 770R2 AND 770N2 ROW CROP DECAL SET
247532	770E CORN SNAPPER

NOTES

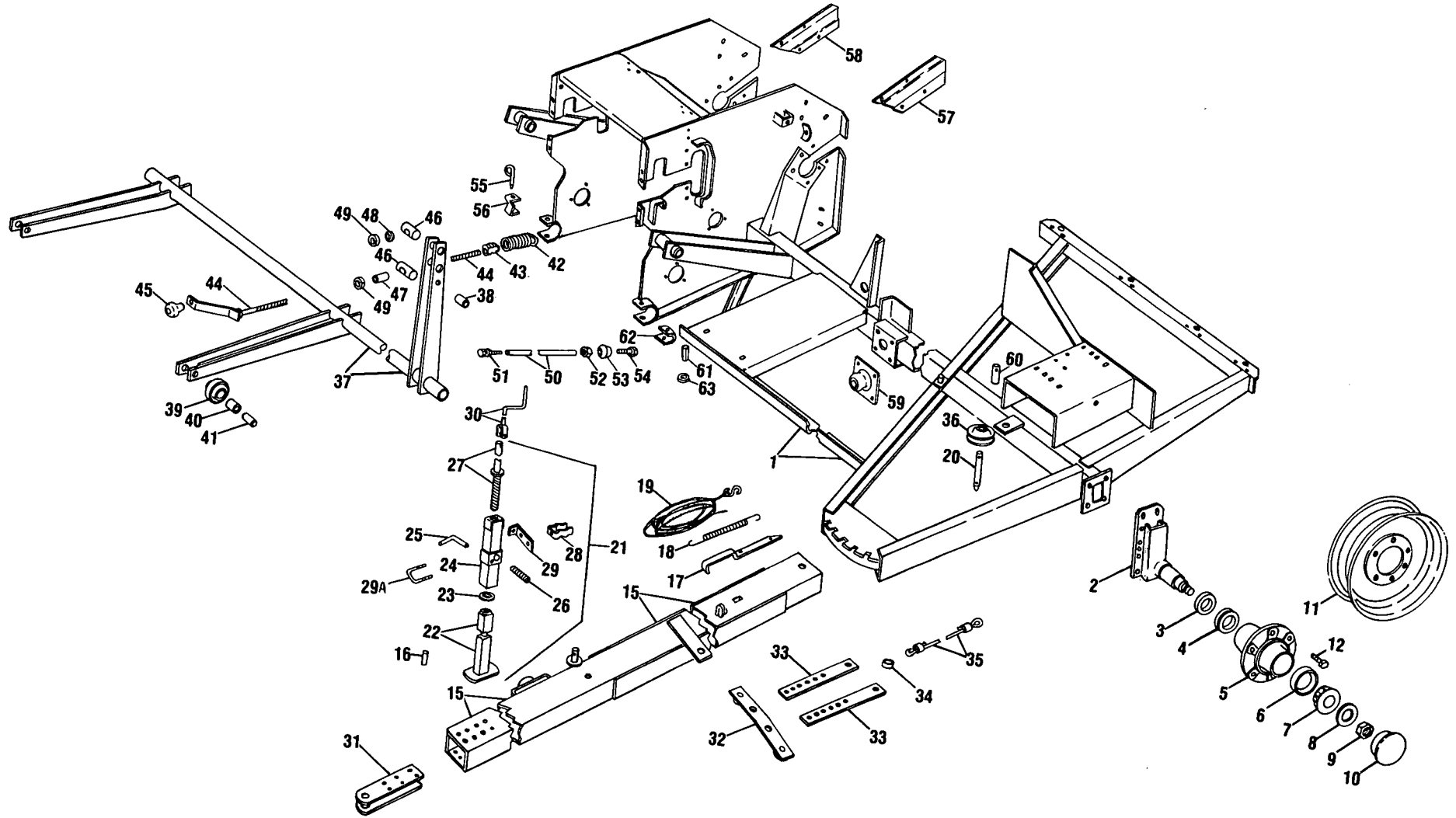
BELTS AND CHAINS



BELTS AND CHAINS

Ref. No.	Part No.	No. Used	Description
1	228366	1	"V" Belt Power Sharpener Drive
2	122907	1	Chain Assembly, RC 60, 53 Pitches, Attachment Drive
3	122469	1	Chain Assembly, CA550, 27 Pitches, Upper Feedroll Drive
4	36314	1	Chain Assembly, RC 50, 44 Pitches, Lower Feedroll Drive
5	122387	1	Chain Assembly, RC 50, 51 Pitches, Main Drive
6	214778	1	"V" Belt, Power Sharpener
7	179878	1	"V" Belt Set, Set of 2, Cutterhead Drive
8	13392	1	Chain Assembly, RC 40, 136 Pitches, Auger Drive

MAIN FRAME, TONGUE, JACK, WHEEL AND SPINDLE GROUP



MAIN FRAME, TONGUE, JACK, WHEEL AND SPINDLE GROUP

Ref. No.	Part No.	No. Used	Description
1	285530	1	Main Frame Weld Assembly ---Replaces 181032, 237526
2	570163	2	1 87414 Grease Fitting, 1/4"-28, Straight, Self-Tapping Spindle Weld Assembly ---Replaces 198285 8 84235 Cap Screw, Hex Head, 1/2" x 1 3/4" 8 80679 Lockwasher, 1/2" 8 84946 Hex Nut, 1/2"
3	166300	2	Oil Seal
4	121506	2	Tapered Roller Bearing Cup and Cone Assembly
5	166327	2	Hub
6	36723	2	Tapered Roller Bearing Cup
7	36726	2	Tapered Roller Bearing Cone
8	56867	2	Washer, 49/64" I.D. x 1 7/8" O.D.
9	84996	2	Slotted Hex Nut, 3/4", N.F. 2 87395 Cotter Pin, 1/8" x 1 1/4"
10	249128	2	Hub Cap ---Replaces 56868
11	72805	2	Disc Wheel, 16 x 4.50 (6 Bolt)
	143823	2	Reversible Disc Wheel for Flotation Tire
12	32383	12	Wheel Bolt
13	* 46514	AR	Tire, 6/50 x 16, 4 Ply (Not Shown) Rib Tread (Code I-1) Agr. Impl.
	*228813	AR	Tire, 11.00 x 14, 4 Ply (Not Shown) Rib Impl. Tread (Code I-1) (Tubeless) ---Replaces 165528
14	* 25793	AR	Inner Tube, 6.50 x 16 (Not Shown)
	143821	AR	Inner Tube, 11.00 x 14 (Not Shown) —
14A	182692	AR	Stem, Tubeless Tire, Air Valve (Not Shown)
15	184488	1	Tongue Weld Assembly ---Replaces 199476 1 80754 Cotter Pin, 3/16" x 1 1/2"
16	88395	1	Roll Pin, 5/16" x 3"
17	179890	1	Latch 1 87402 Cotter Pin, 1/4" x 1 1/4"
18	32809	1	Spring
19	46972	1	Hitch Rope Assembly w/Pig Ring and "S" Hook 2 27084 Pig Ring 1 34455 "S" Hook
20	253434	1	Pin ---Replaces 179882 1 65503 Special Washer 2 84144 Cotter Pin, 5/16" x 1 1/4"
21	128437	1	Jack Assembly (Includes Refs. 22 thru 29A)
22	576192	1	Jack Tube Weld Assembly ---Replaces 169700
23	50600	1	Nylon Washer, 7/8" I.D. x 1 1/2" O.D.
24	122483	1	Jack Weld Assembly 1 87414 Grease Fitting, 1/4"-28, Straight, Self-Tapping
25	128375	1	Jack Pin 1 87455 Roll Pin, 1/8" x 1"
26	26538	1	Spring, 1 7/16" Free Length
27	218784	1	Jack Screw Weld Assembly 1 84239 Plain Washer, 3/4" 1 80738 Cotter Pin, 3/16" x 1 1/4"
28	163902	1	Jack Spring Clip 1 88542 Cap Screw, Hex Head, 1/4" x 1/2" 1 84922 Speed Nut, "U" Type, 1/4"
29	217392	1	Bracket 2 84060 Hex Locknut, 1/4"
29A	217391	1	"U" Bolt
30	169703	1	Crank Weld Assembly 1 87406 Roll Pin, 1/4" x 1 1/2" 1 87845 Cap Screw, Hex Head, 3/8" x 2" 2 80702 Plain Washer, 3/8" 1 84040 Hex Locknut, 3/8"

* Tire & Tube should be purchased locally
AR - As Required

CONTINUE

MAIN FRAME, TONGUE, JACK, WHEEL AND SPINDLE GROUP (CONTINUED)

Ref. No.	Part No.	No. Used	Description
31	199475	1	Hitch Weld Assembly 4 87997 Cap Screw, Hex Head, 1/2" x 5" 4 80679 Lockwasher, 1/2" 4 84946 Hex Nut, 1/2"
32	122382	1	Arm Weld Assembly
33	*126228	2	Link
	**253796	2	Link 1 280112 Cap Screw, Hex Head, 1/4" x 1 1/2" AR 84870 Cap Screw, Hex Head, 3/8" x 1 1/4" 1 80682 Lockwasher, 1/4" AR 84040 Hex Locknut, 3/8" 1 84942 Hex Nut, 1/4"
34	*103789	1	Spacer
	**253797	1	Spacer
35	179887	1	Lift Cable Assembly w/Clamps and Thimble 2 27901 Cable Thimbles 2 27900 Cable Clamp, "U" Bolt Type (For Repairs)
36	254149	2	Lift Cable Idler Pulley w/Ref. 36A Bushing 2 249100 Special Washer 1 80739 Cotter Pin, 3/16" x 1"
36A	64161	2	Idler Bushing
37	243311	1	Lift Weld Assembly ---Replaces 181272
38	34025	1	Cable Spacer 1 87972 Cap Screw, Hex Head, 1/2" x 2 1/2" 1 80679 Lockwasher, 1/2" 1 84946 Hex Nut, 1/2"
39	122503	2	Lift Roller with Ref. #40 Bushing
40	48965	2	Roller Bushing (Nylon)
41	13911	2	Roller Spacer, 1 7/8" Long 2 84509 Cap Screw, Hex Head, 7/16" x 3", N.F. (Grade 5) 2 81547 Lockwasher, 7/16" 2 84951 Hex Nut, 7/16", N.F.
42	179876	2	Lift Spring
43	195561	2	Spring Nut 2 87414 Grease Fitting, 1/4"-28, Straight, Self-Tapping
44	179918	2	Handle Weld Assembly
45	33781	2	Knob 2 88546 Cap Screw, Hex Head, 3/8" x 2 1/4" 2 87315 Hex Jam Nut, 3/8"
46	179701	2	Rod
47	13586	1	Sleeve
48	52828	1	Washer
49	138589	2	Thrust Bearing
50	122481	2	Grease Line, 3/16" O.D. x 12 1/4" Long
51	11787	2	Compression Fitting
52	13367	2	Tubing Nut
53	13362	2	Tube Sleeve
54	11784	2	Tube Connection 2 87308 Hex Jam Nut, 3/8", N.F. 2 87569 Grease Fitting, 1/4"-28, 45°
55	122521	2	Attachment Bracket
56	122400	2	Pin Weld Assembly 2 37851 Hairpin Cotter
57	195987	1	Cover, L.H. 4 87346 Self-Tapping Screw, Hex Head, 5/16" x 1/2" 4 80681 Lockwasher, 5/16"

* Used on and below Serial No. 214610

** Used on and above Serial No. 214611

8 AR - As Required

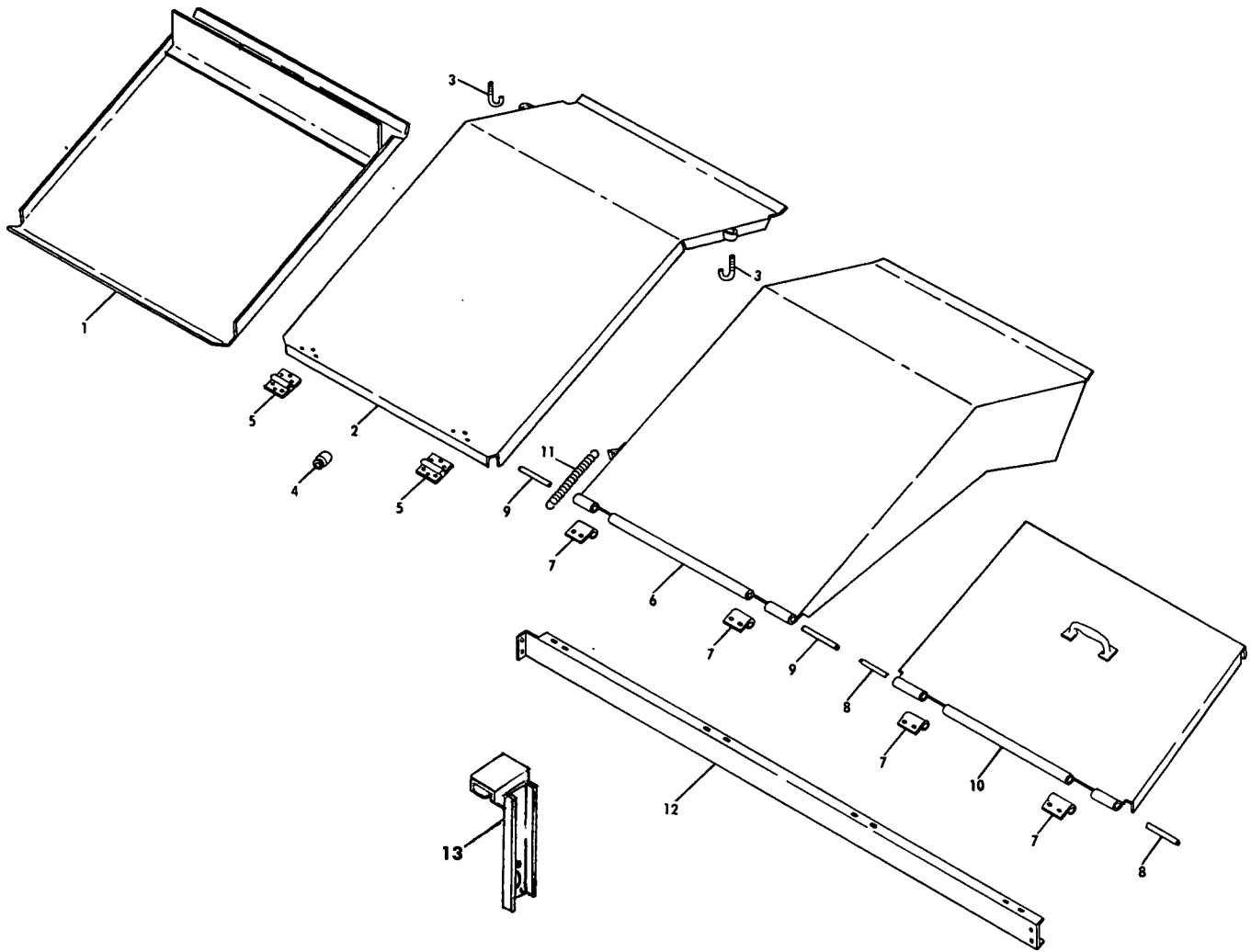
CONTINUE

MAIN FRAME, TONGUE, JACK, WHEEL AND SPINDLE GROUP (CONTINUED)

Ref. No.	Part No.	No. Used	Description
58	195988	1	Cover, R.H. 4 87346 Self-Tapping, Screw, Hex Head, 5/16" x 1/2" 4 80681 Lockwasher, 5/16"
59	128659	1	Flange Bearing 4 88206 Cap Screw, Hex Head, 3/8" x 1" 4 80680 Lockwasher, 3/8" 4 84944 Hex Nut, 3/8"
60	65207	1	Short Shaft 1 80739 Cotter Pin, 3/16" x 1"
61	251524	2	Spacer
62	242648	2	Bushing
63	80702	AR	Washer, 3/8"

AR - As Required

CUTTERHEAD AND DRIVE SHIELDING GROUP



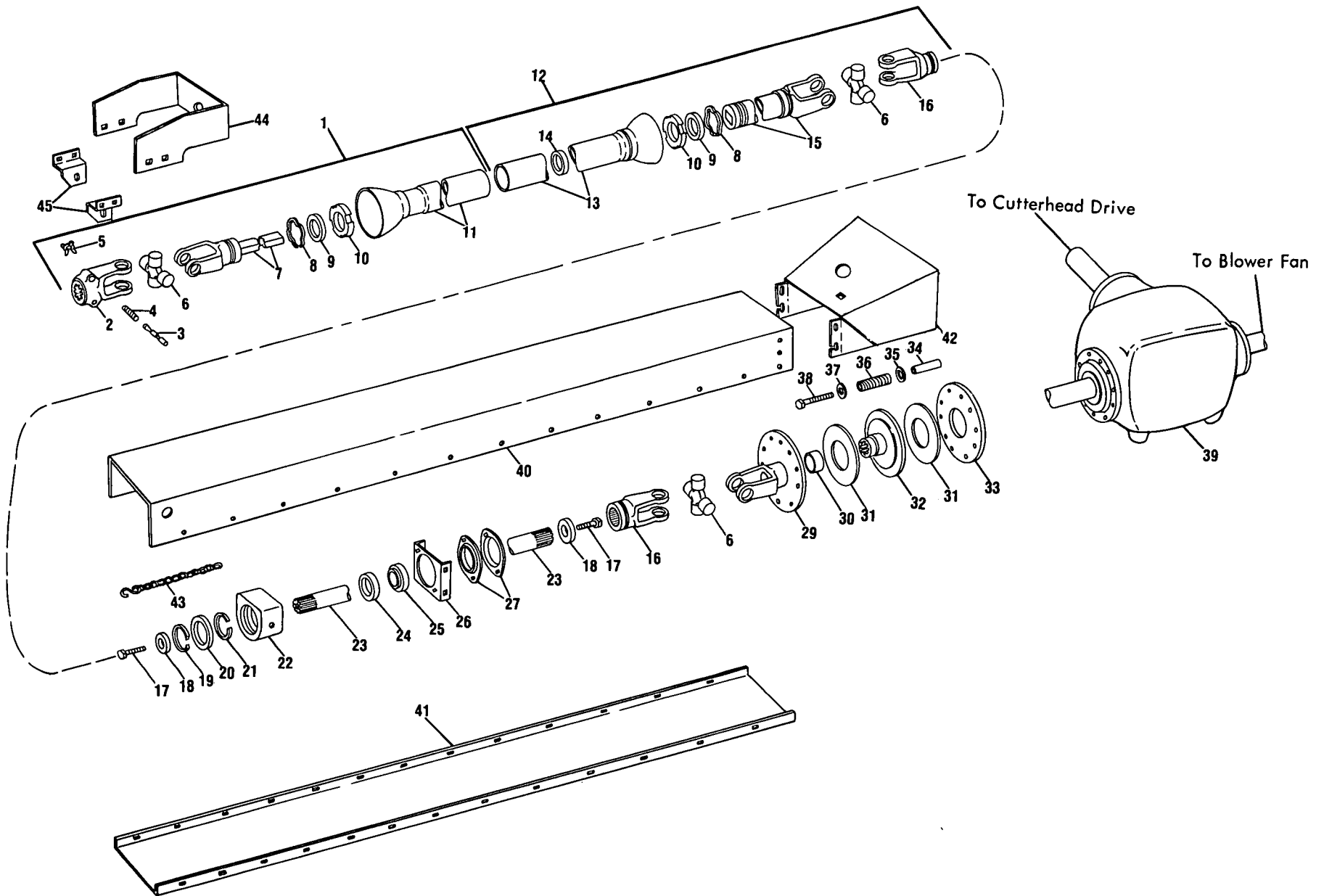
Ref. No.	Part No.	No. Used	Description
1	179466	1	Shield Weld Assembly
2	179458	1	Cover Weld Assembly
3	183855	2	"J" Bolt
4	224985	1	Bumper 1 88542 Cap Screw, Hex Head, 1/4" x 1/2" 1 80682 Lockwasher, 1/4"
5	35115	2	Butt Hinge 12 88542 Hex Head, Cap Screw, 1/4" x 1/2" 12 80682 Lockwasher, 1/4" 12 84942 Hex Nut, 1/4"
6	196000	1	Drive Line Cover Weld Assembly
7	183584	4	Hinge 8 87872 Hex Head, Cap Screw, 5/16" x 3/4", Grade 5 8 80681 Lockwasher, 5/16" 8 84943 Hex Nut, 5/16"
8	196100	1	Rod, 23" Long
9	189400	1	Rod 29 3/4" Long
10	185480	1	Top and Handle Weld Assembly
11	00012	1	Spring
12	181291	1	Top Channel 2 88434 Hex Head, Cap Screw, 3/8" x 3/4" 2 80680 Lockwasher, 3/8" 2 84944 Hex Nut, 3/8"

CONTINUE

CUTTERHEAD AND DRIVE SHIELDING GROUP (CONTINUED)

Ref. No.	Part No.	No. Used	Description
13	705614	1	Shield Weld Assembly 2 87872 Cap Screw, Hex Head, 5/16" x 3/4" 2 87362 Plain Washer, 5/16" 2 80681 Lockwasher, 5/16"

P.T.O. AND P.T.O. SHIELDING GROUP
(1000 R.P.M.)



P.T.O. AND P.T.O. SHIELDING GROUP
(1000 RPM)

Ref. No.	Part No.	No. Used	Description
1	164015	1	Front P.T.O. Assembly
2	164014	1	Quick Detachable Yoke (Double Pin Type)
3	131521	2	Quick Detachable Yoke Pin
4	26981	2	Spring
5	40305	2	"X" Washer
6	29214	3	Spider and Bearing Assembly 3 80711 Grease Fitting, 1/8" P.T., 67 1/2°
7	131519	1	Yoke and Shaft Weld Assembly
8	56760	2	Snap Ring
9	56801	2	Thrust Washer
10	47941	2	Shield Bushing
11	131518	1	Bell and Outer Shield Weld Assembly
12	164945	1	Rear P.T.O. Assembly
13	243156	1	Bell and Inner Shield Weld Assembly
14	56800	1	Shield Support Bearing
15	164944	1	Yoke and Tube Weld Assembly 1 87414 Grease Fitting, 1/4"-28, Straight, Self-Tapping
16	165354	2	Yoke
17	87670	2	Hex Head, Cap Screw, 1/2" x 1 1/4" (Grade 5) 2 80679 Lockwasher, 1/2"
18	121512	2	Washer
19	42447	1	Snap Ring
20	12124	1	Bearing
21	37185	1	Ring, Retainer
22	136987	1	Housing 2 87389 Cap Screw, Hex Head, 5/8" x 1 1/4" 2 80299 Plain Washer, 5/8" 2 84057 Lockwasher, 5/8"
23	179891	1	Shaft
24	38767	2	Collar
25	38766	2	Bearing
26	165377	2	Bracket 8 87596 Round Head, Short Square Neck Bolt, 3/8" x 3/4" 8 80702 Plain Washer, 3/8" 8 80680 Lockwasher, 3/8" 8 84944 Hex Nut, 3/8"
27	165385	4	Flangette 4 87686 Round Head, Short Square Neck Bolt, 3/8" x 1" 4 80680 Lockwasher, 3/8" 4 84944 Hex Nut, 3/8"
29	137239	1	Clutch Plate and Yoke Assembly w/Ref. #30 Bushing
30	126760	1	Bushing
31	122718	2	Friction Disc
32	198426	1	Disc Weld Assembly
33	122443	1	Clutch Plate
34	131491	10	Spacer
35	36823	AR	Shim, .015 Thick
36	126758	10	Spring
37	34187	10	Washer
38	88456	10	Cap Screw, Hex Head, 3/8" x 3 3/4", Grade 5
39	177930	1	Gearbox Assembly (See Page 19 for Breakdown) 4 87091 Cap Screw, Hex Head, 5/8" x 1 1/2" 4 87365 Plain Washer, 5/8" 4 84057 Lockwasher, 5/8"
40	237500	1	Shield, Top ---Replaces 221377

AR - As Required

CONTINUE

P.T.O. AND P.T.O. SHIELDING GROUP (CONTINUED)
(1000 RPM)

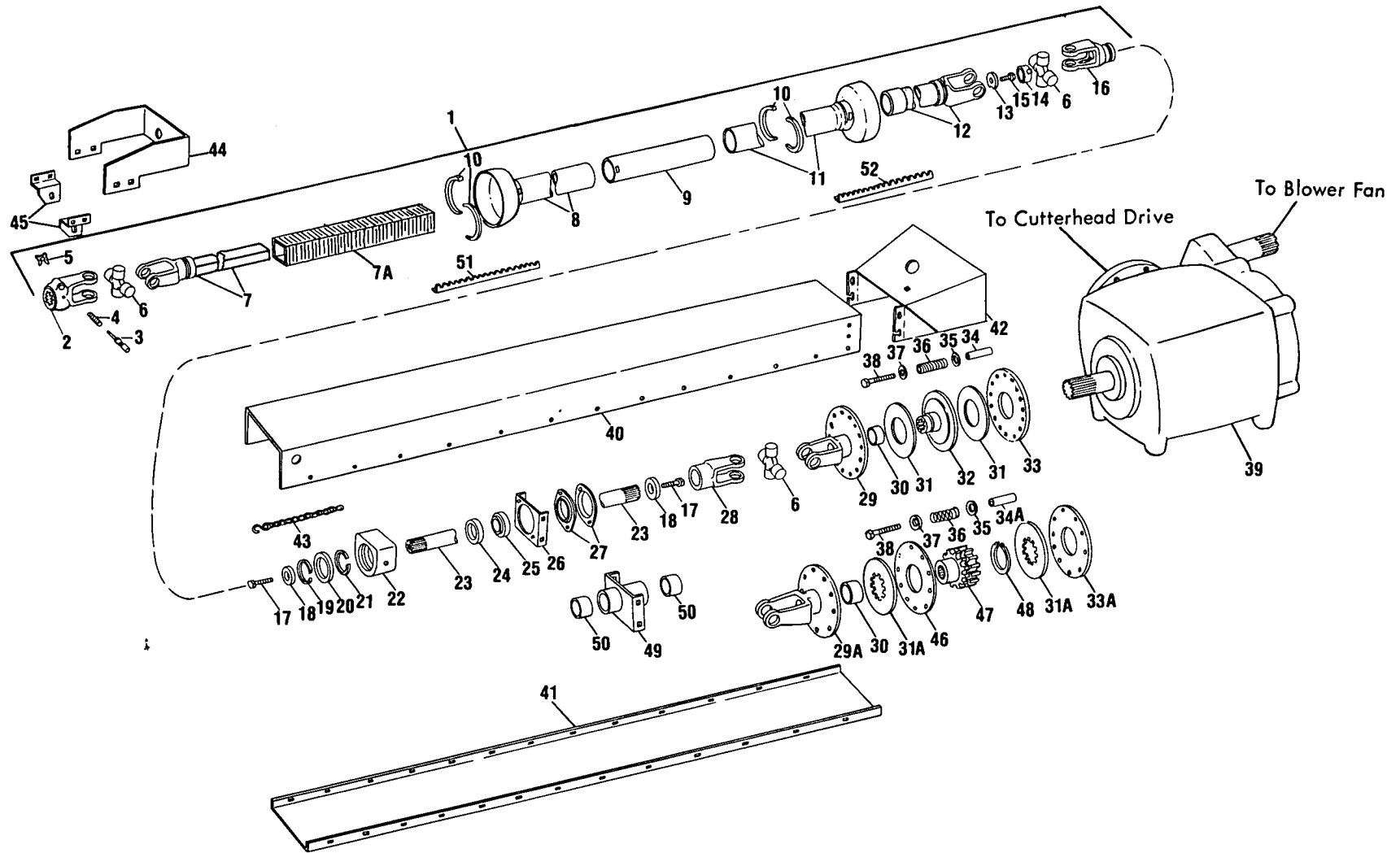
Ref. No.	Part No.	No. Used	Description
41	165367	1	Shield, Bottom 20 88573 Cap Screw, Hex Head, 1/4" x 3/4" 20 87361 Plain Washer, 1/4" 20 80682 Lockwasher, 1/4" 20 84942 Hex Nut, 1/4"
42	228472	1	P.T.O. Shield Rear ---Replaces 199706
43	216856	1	Chain Assembly (Includes 34455 "S" Hook) 1 34455 "S" Hook 1 88206 Cap Screw, Hex Head, 3/8" x 1" 1 80702 Plain Washer, 3/8" 1 80680 Lockwasher, 3/8" 1 84944 Hex Nut, 3/8"
44	*171183	1	Shield
	**702765	1	Shield ---Replaces 224224
45	*171182	2	Bracket
	**224223	2	Bracket 4 87639 Carriage Bolt, 5/16" x 3/4" 4 80681 Lockwasher, 5/16" 4 87382 Hex Locknut, 5/16"

* Used on and below Serial No. 166380

** Used on and above Serial No. 166381

NOTES

P.T.O. AND P.T.O. SHIELDING GROUP
(540 R.P.M.)



P.T.O. AND P.T.O. SHIELDING GROUP
(540 RPM)

Ref. No.	Part No.	No. Used	Description
1	255255	1	Tractor P.T.O. Assembly (Includes Ref. 2 thru 16 and Ref. 51 and 52) ---Replaces 217623
2	131894	1	Yoke
3	236068	1	Yoke Pin ---Replaces 40314
4	26981	1	Spring
5	40305	1	"X" Washer
6	126761	3	Spider and Bearing Assembly -- Includes Ref. 6A
6A	128566	AR	Spider and Bearing Service Kit
7	255246	1	Front Yoke Assembly ---Replaces 217621
7A	202102	1	Front Yoke Repair Kit -- Includes 1 248689 Gear and Roller Cage
8	255251	1	Outer Shield Assembly ---Replaces 217620
9	218260	1	Bar Shield
10	185746	8	Bearing
11	255249	1	Inner Shield Assembly ---Replaces 217618
12	255247	1	Rear Yoke Assembly --- Replaces 217616
13	217619	1	Stop Washer
14	217617	1	Splined End Cap
15	218246	1	Bolt (Special)
16	136989	1	Yoke
17	47557	2	Cap Screw, Hex Head 5/8" x 1 3/4". Grade 5 2 84057 Lockwasher, 5/8"
18	141781	2	Washer, Special
19	42447	1	Snap Ring
20	12124	1	Bearing
21	37185	1	Retaining Ring
22	136987	1	Housing 2 87589 Cap Screw, Hex Head, 5/8" x 1 1/4" 2 80299 Plain Washer, 5/8" 2 84057 Lockwasher, 5/8"
23	199512	1	Shaft
24	47067	AR	Locking Collar (2 used BSN 166380, 1 used ASN 166381)
25	47066	AR	Bearing (2 used BSN 166380, 1 used ASN 166381)
26	136965	AR	Bracket (2 used BSN 166380, 1 used ASN 166381) AR 87596 Round Head, Short Square Neck Bolt. 3/8" x 3/4" AR 80702 Plain Washer 3/8" AR 80680 Lockwasher, 3/8" AR 84944 Hex Nut, 3/8"
27	136978	AR	Flangette (4 used BSN 166380, 2 used ASN 166381) AR 87686 Round Head, Short Square Neck Bolt, 3/8" x 1" AR 80680 Lockwasher, 3/8" AR 84944 Hex Nut, 3/8"
28	136988	1	Yoke
29	*199420	1	Clutch Plate and Yoke Weld Assembly w/Ref. #30
29A	**221331	1	Clutch Plate and Yoke Weld Assembly w/Ref. #30
30	126760	1	Bushing
31	*122718	2	Friction Disc
31A	**261798	2	Friction Disc ---Replaces 221335
32	*198426	1	Disc Weld Assembly
33	*199419	1	Clutch Plate
33A	**122443	1	Clutch Plate
34	*131491	14	Spacer, 3.04" Long
34A	**221334	10	Spacer, 3.15" Long
35	36823	AR	Shim .015 Thick
36	126758	AR	Spring (14 used BSN 166380, 10 used ASN 166381)
37	34187	AR	Washer (14 used BSN 166380, 10 used ASN 166381)
38	88456	AR	Cap Screw, Hex Head, 3/8" x 3 3/4". Grade 5 (14 used BSN 166380, 10 used ASN 166381)

AR - As Required

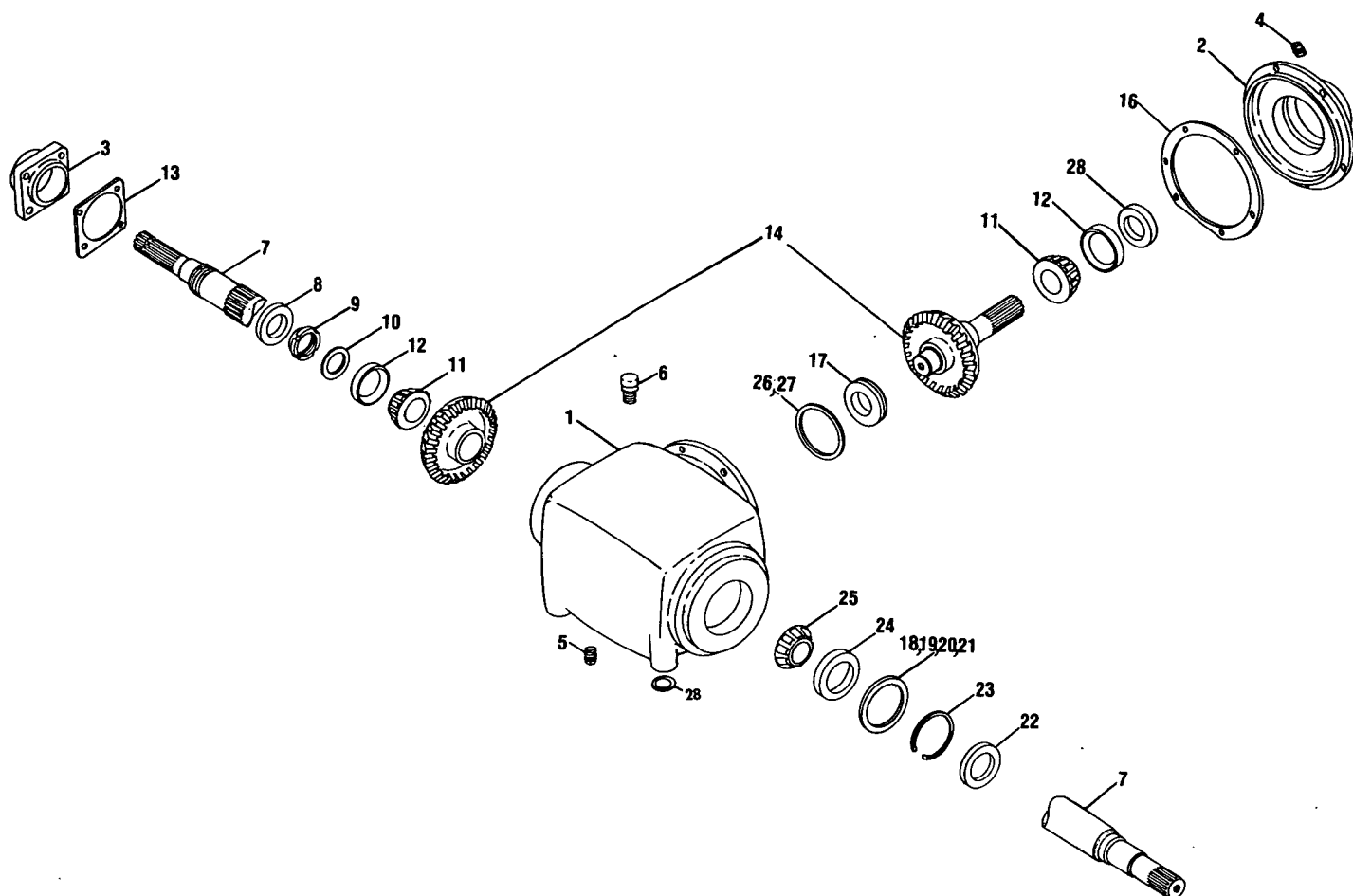
CONTINUE

P.T.O. AND P.T.O. SHIELDING GROUP (CONTINUED)
(540 RPM)

Ref. No.	Part No.	No. Used	Description
39	285362	1	Gearbox Assembly (See Page 22 for Breakdown) ---Replaces 221444 4 87091 Cap Screw, Hex Head, 5/8" x 1 1/2" 4 87365 Plain Washer, 5/8" 4 84057 Lockwasher, 5/8"
40	237500	1	Shield, Top ---Replaces 221377
41	165367	1	Shield, Bottom 20 88573 Cap Screw, Hex Head, 1/4" x 3/4" 20 87361 Plain Washer, 1/4" 20 80682 Lockwasher, 1/4" 20 84942 Hex Nut, 1/4"
42	228472	1	P.T.O. Shield Rear ---Replaces 199706
43	216856	1	Chain Assembly (Includes 34455 "S" Hook) 1 34455 "S" Hook 1 88206 Cap Screw, Hex Head, 3/8" x 1" 1 80702 Plain Washer, 3/8" 1 80680 Lockwasher, 3/8" 1 84944 Hex Nut, 3/8"
44	*171183	1	Shield
	**702765	1	Shield ---Replaces 224224
45	*171182	2	Bracket
	**224223	2	Bracket 4 87639 Carriage Bolt, 5/16" x 3/4" 4 80681 Lockwasher, 5/16" 4 87382 Hex Locknut, 5/16"
46	**221333	1	Disc
47	**221332	1	Hub
48	**221336	1	Retaining Ring
49	**213565	1	Hub Weld Assembly (Includes Ref. #50 Bushings) 1 87414 Grease Fitting, 1/4"-28, Straight, Self-Tapping 4 87596 Bolt, Round Head, Short Square Neck, 3/8" x 3/4" 4 80702 Plain Washer, 3/8" 4 80680 Lockwasher, 3/8" 4 84944 Hex Nut, 3/8"
50	** 28256	2	Bushing
51	255254	1	Rack for Ref. #7 2 280160 Cap Screw, Hex Socket, #10 x 3/4" N.F.
52	255253	1	Sleeve Rack for Ref. #12 2 255252 Set Screw, Hex Socket, 1/4" x 1/2", N.F.

* Used on and below Serial No. 166380
** Used on and above Serial No. 166381

GEARBOX GROUP
(1000 RPM)



Ref. No.	Part No.	No. Used	Description
	177930		GEARBOX, COMPLETE
1	177118	1	Gearbox Housing
2	177119	1	Housing Cover 6 88206 Hex Head, Cap Screw, 3/8" x 1" 6 80680 Lockwasher, 3/8"
3	178033	1	Housing Cap 4 88206 Hex Head, Cap Screw, 3/8" x 1" 4 80680 Lockwasher, 3/8"
4	84296	1	Pipe Plug, 1/2"
5	129912	1	Pipe Plug, 1/4", Hex Socket
6	39853	1	Air Vent
7	237703	1	Shaft, Input ---Replaces 179138 1 80712 Grease Fitting, 1/4"-28, 45°
8	137547	2	Seal
9	126003	1	Stake Nut
10	177394	1	Washer
11	13540	2	Tapered Roller Bearing Cone
12	13958	2	Tapered Roller Bearing Cup
13	178032	AR	Shim, .003
	178031	AR	Shim, .005
	178029	AR	Shim, .020
14	186567	1	Matched Bevel Gear Set Assembly
16	177400	AR	Shim, .003
	177401	AR	Shim, .005
	177403	AR	Shim, .020
17	214878	1	Tapered Roller Bearing Assembly

AR - As Required

CONTINUE

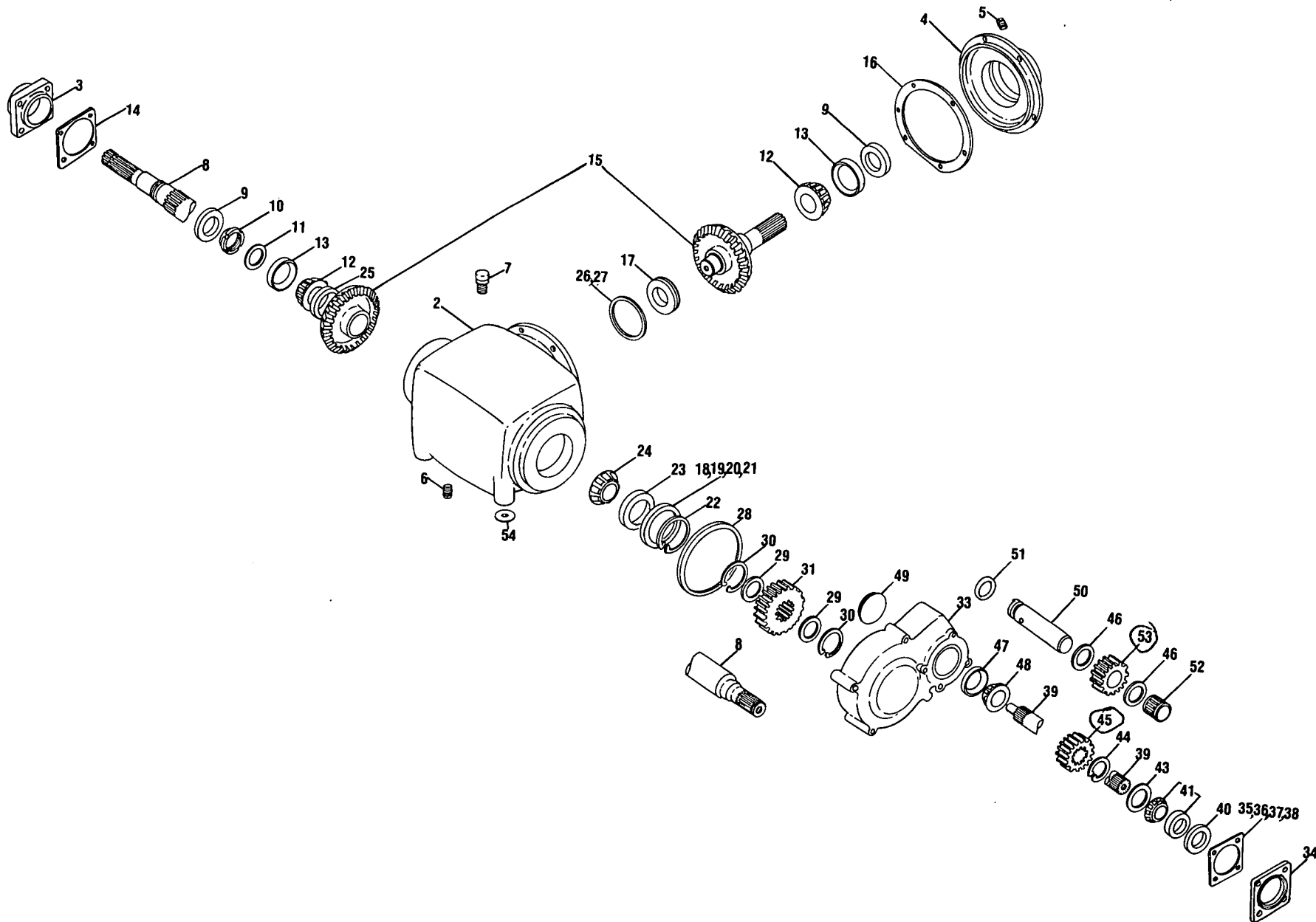
GEARBOX GROUP (CONTINUED)
(1000 RPM)

Ref. No.	Part No.	No. Used	Description
18	163235	AR	Shim, .002
19	163236	AR	Shim, .005
20	163233	AR	Shim, .030
21	163234	AR	Shim, .010
22	196286	1	Seal
23	196287	1	Retaining Ring
24	67526	1	Bearing Cup
25	67527	1	Bearing Cone
26	196289	AR	Shim, .003
27	196290	AR	Shim, .005
28	47407	AR	Spacer

AR - As Required

GEARBOX GROUP
(540 R.P.M.)

22



GEARBOX GROUP
(540 RPM)

Ref. No.	Part No.	No. Used	Description
	285362		GEARBOX, COMPLETE
1	186784	1	Gearbox Assembly (Includes Refs. 2 thru 27)
2	177118	1	Gearbox Housing
3	178033	1	Housing Cap 4 88206 Cap Screw, Hex Head, 3/8" x 1" 4 80680 Lockwasher, 3/8"
4	177119	1	Housing Cover 6 88206 Cap Screw, Hex Head, 3/8" x 1" 6 80680 Lockwasher, 3/8"
5	84296	1	Pipe Plug, 1/2"
6	129912	1	Pipe Plug, 1/4", Hex Socket
7	39853	1	Air Vent
8	237702	1	Input Shaft ---Replaces 182181 1 80712 Grease Fitting, 1/4"-28, 45°
9	137547	2	Seal
10	126003	1	Stake Nut
11	177394	1	Washer
12	13540	2	Tapered Roller Bearing Cone
13	13958	2	Tapered Roller Bearing Cup
14	178032	AR	Shim, .003
	178031	AR	Shim, .005
	178029	AR	Shim, .020
15	183820	1	Bevel Gear Set Assembly
16	177400	AR	Shim, .003
	177401	AR	Shim, .005
	177403	AR	Shim, .020
17	214878	1	Tapered Roller Bearing Assembly
18	163235	AR	Shim, .002
19	163236	AR	Shim, .005
20	163234	AR	Shim, .010
21	163233	AR	Shim, .030
22	196287	1	Retaining Ring
23	67526	1	Tapered Roller Bearing Cup
24	67527	1	Tapered Roller Bearing Cone
25	182183	1	Spacer
26	196289	AR	Shim, .003
27	196290	AR	Shim, .005
28	216255	1	"O" Ring
29	28691	AR	Washer, Special
30	133066	2	Retaining Ring
31	216261	1	Gear
32	285363	1	Gearbox Assembly (Includes Refs. 33 thru 53) ---Replaces 216292 4 88207 Cap Screw, Hex Head, 1/2" x 3 3/4" 4 80679 Lockwasher, 1/2"
33	266389	1	Gearbox Housing ---Replaces 216050
34	223108	1	Retainer Cover 4 88206 Cap Screw, Hex Head, 3/8" x 1" 4 80680 Lockwasher, 3/8"
35	165369	AR	Shim, .020
36	165370	AR	Shim, .0075
37	165371	AR	Shim, .005
38	165372	AR	Shim, .003
39	216060	1	Shaft
40	289198	1	Oil Seal ---Replaces 42544
41	34072	1	Roller Bearing ---Replaces 25950, 25951
43	25494	1	Washer, Special
44	133066	1	Retaining Ring

AR - As Required

CONTINUE

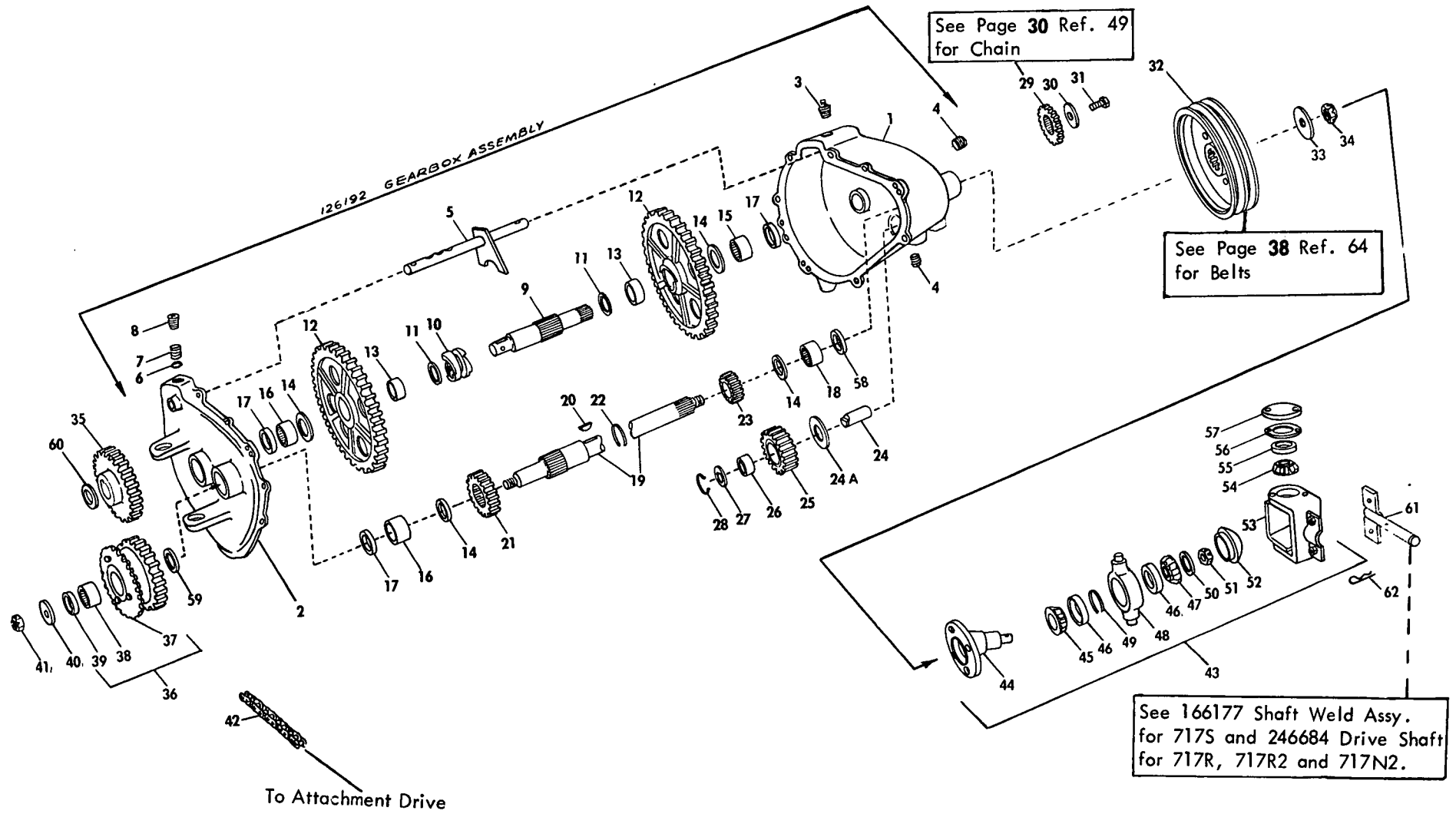
GEARBOX GROUP (CONTINUED)
(540 RPM)

Ref. No.	Part No.	No. Used	Description
- 45	216259	1	Gear, 20 Tooth
46	33261	2	Washer, Special
47	141296	1	Tapered Roller Bearing Cup
48	141295	1	Tapered Roller Bearing Cone
49	196177	1	Expansion Plug
50	182258	1	Shaft, 2 15/16" Length
	266387	1	Shaft, 3 1/16" Length
51	50293	1	"O" Ring
52	266386	1	Roller Bearing
- 53	266388	1	Gear, 21 Tooth ---Replaces 216260, 255540
54	47407	AR	Spacer

AR - As Required

NOTES

REVERSING GEARBOX AND CLUTCH GROUP



REVERSING GEARBOX AND CLUTCH GROUP

Ref. No.	Part No.	No. Used	Description
	126192	1	Reversing Gearbox Assembly (Includes Ref. 1 thru 28 also 58 & 59) 4 87909 Cap Screw, 1/2" x 1", Grade 5 AR 48689 Shim, .060" 4 87364 Plain Washer, 1/2" 4 80679 Lockwasher, 1/2"
1	122412	1	Reversing Gearbox Housing
2	122413	1	Gearbox Housing Cover 1 80710 Grease Fitting, 1/8" Pipe Thread 2 87238 Dowel Pin, 5/16" x 3/4" 9 88011 Cap Screw, 3/8" x 1 1/4", Grade 5 9 80680 Lockwasher, 3/8"
3	39818	1	Pipe Plug Assembly w/Air Vent 1 39853 Air Vent for 39818
4	80775	2	Pipe Plug, Square Head, 1/4"
5	122421	1	Shifter Fork Weld Assembly
6	110680	1	Shifter Shaft Ball, 1/2" Diameter
7	110660	1	Spring, 7/8" Free Length
8	88445	1	Cap Screw, 9/16" x 1 1/4" (N.F.) 1 87310 Hex Jam Nut, 9/16"
9	122417	1	Output Shaft
10	67521	1	Clutch, Splined
11	48360	2	Hardened Washer, 1 1/4" I.D. x 1 9/16" O.D. x .060"
12	122429	2	Gear and Bushing Assembly, 53T
13	44776	2	Bushing for #122429
14	36277	AR	Thrust Washer, 1 1/2" I.D. x 2 1/4" O.D. x .060"
15	168109	1	Needle Bearing, 1 1/2" O.D. x 3/4" Long
16	36312	2	Needle Bearing, 1 1/2" O.D. x 1" Long
17	37857	3	Oil Seal
18	126987	1	Needle Bearing
19	179255	1	Input Shaft
20	217176	1	Square Key, Special
21	122414	1	Gear, 21T, Splined
22	47204	1	Gear Retaining Ring
23	122415	1	Gear, 8T
24	122410	1	Idler Shaft
24A	27318	1	Washer, 1 1/32" I.D. x 2" O.D. x .060"
25	122430	1	Idler Gear and Bushing Assembly, 21T
26	13364	1	Bushing for #122430
27	122409	1	Special Washer
28	25121	1	Retaining Ring
29	122418	1	Sprocket, 14T, Tapered Bore, #RC 50 (Change Sprocket)
30	26312	1	Retaining Washer, 3/16" Thick x 1 1/2" O.D.
31	87670	1	Cap Screw, 1/2" x 1 1/4" 1 80679 Lockwasher, 1/2"
32	143341	1	Sheave, Double
33	122432	1	Clutch Retaining Washer, 1 5/8" O.D.
34	80686	1	Hex Castle Nut, 5/8" 1 80837 Groove Pin, 3/16" x 7/8"
35	122411	1	Gear, 18T 1 127438 Woodruff Key, Special 1 80754 Cotter Pin, 3/16" x 1 1/2"
36	122426	1	Gear and Sprocket Assembly (Includes Ref. 37 thru 39) 1 87415 Grease Fitting, 1/4"-28, 90°, Self-Tapping
37	122428	1	Sprocket, 20T for #122426 3 80526 Rivet, Round Head, 3/8" x 2"
38	46889	2	Needle Bearing
39	36310	2	Grease Seal
40	128784	1	Washer, 2 1/2" O.D.

AR - As Required

CONTINUE

REVERSING GEARBOX AND CLUTCH GROUP (CONTINUED)

Ref. No.	Part No.	No. Used	Description
41	87440	1	Hex Slotted Nut, 1/2" (N.F.)
			1 80741 Cotter Pin, 1/8" x 1"
42	122907	1	Chain Assembly, RC #60 - Used with all Attachments - Furnished with Base Unit
			AR 25808 Roller Link, RC 60
			AR 25817 Offset Link, RC 60
			AR 25812 Coupler Link, RC 60
43	122600	1	Wobble Joint Assembly - Includes Ref. 44 thru 57
			4 87689 Cap Screw, 1/2" x 1 1/2"
			2 88494 Cap Screw, 5/8" x 3/4"
			4 80679 Lockwasher, 1/2"
			2 84057 Lockwasher, 5/8"
44	132996	1	Wobble Shaft
45	48198	1	Tapered Roller Bearing Cone with Seal
46	36723	2	Tapered Roller Bearing Cup
47	36726	1	Tapered Roller Bearing Cone
48	121785	1	Housing Assembly with Ref. 49 Retaining Ring
49	121786	1	Retaining Ring
50	32362	1	Washer
51	84996	1	Slotted Hex Nut, 3/4" (N.F.)
			1 80736 Cotter Pin, 3/16" x 1 3/4"
52	249128	1	Hub Cap ---Replaces 56868
53	171672	1	Yoke Weld Assembly ---Replaces 122295
			2 87196 Hex Head, Cap Screw, 5/8" x 1 3/4"
			2 84057 Lockwasher, 5/8"
54	67372	2	Tapered Roller Bearing Cone with Seal
55	36725	2	Tapered Roller Bearing Cup
56	67375	AR	Shim, .005" Thick
	126105	AR	Shim, .007" Thick
	126106	AR	Shim, .020" Thick
57	130683	2	Bearing Cap
			4 88206 Cap Screw, Hex Head, 3/8" x 1"
			4 80680 Lockwasher, 3/8"
			2 87415 Grease Fitting, 1/4"-28, 90°, Self-Tapping
58	126986	1	Oil Seal
59	136759	1	Washer, Special
60	00672	1	Washer
61	144057	1	Shaft Weld Assembly
62	37851	1	Hairpin Cotter

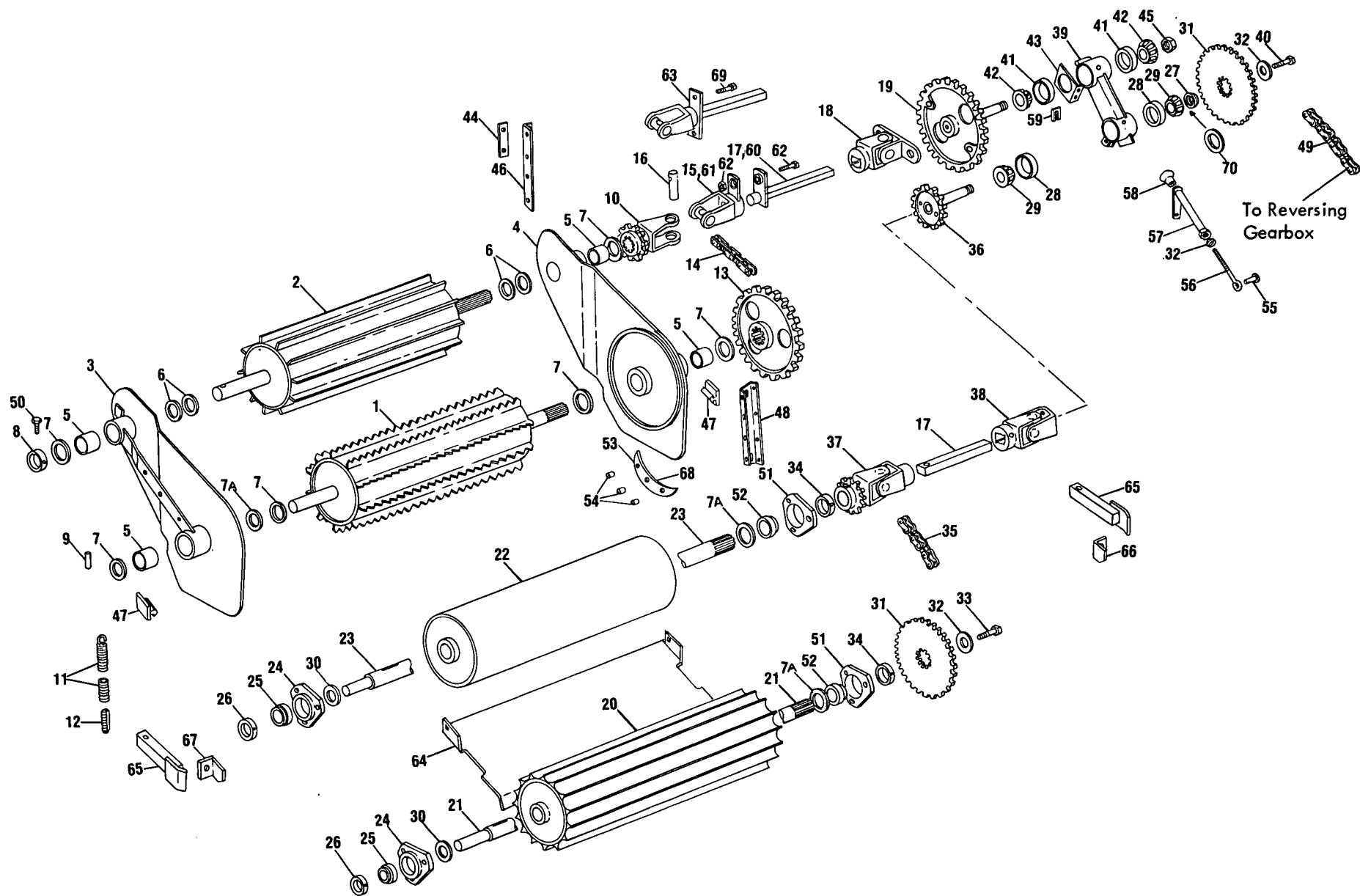
AR - As Required

LENGTH OF CUT

Part Number	Forward Sprocket	Part Number	Rear Sprocket	12 Knives	8 Knives	6 Knives	4 Knives	3 Knives
122418	14T	137930	30T	1/8	3/16	1/4	3/8	1/2
122418	14T	122288	24T	3/16	1/4	3/8	1/2	3/4
122288	24T	137930	30T	1/4	3/8	1/2	3/4	1
137930	30T	122288	24T	3/8	5/8	3/4	1 1/4	1 1/2
122288	24T	122418	14T	*1/2	*3/4	*1	*1 1/2	*2
137930	30T	122418	14T	*3/4	*1	*1 3/8	*2	*2 3/4

*Most of these lengths of cut can be obtained by other combinations of knife and sprockets. It is recommended that these be used only when necessary to minimize wear on all moving parts due to increased feed roll and drive chain speeds.

FEED ROLL GROUP



FEED ROLL GROUP

Ref. No.	Part No.	No. Used	Description
1	+225929	1	Front Feed Roll Weld Assembly, Upper ---Replaces 132897
2	132896	1	Rear Feed Roll Weld Assembly, Upper
3	713004	1	Side Plate Weld Assembly, Right w/Bushing ---Replaces 214867, 253111 2 87414 Grease Fitting, 1/4"-28, Straight, Self-Tapping
4	713003	1	Side Plate Weld Assembly, Left w/Bushing ---Replaces 214868, 253139 2 87414 Grease Fitting, 1/4"-28, Straight, Self-Tapping
5	16 574171	8	Side Plate Bushing
6	46035	4	Washer, 1 9/64" I.D. x 2 3/8" O.D. x .105" Thick
7	36622	AR	Spacer Washer, 1 5/32" I.D. x 1 3/4" O.D. x .060" Thick
7A	00672	AR	Spacer Washer, 1 9/64" I.D. x 1 5/8" O.D. x 1/32" Thick
8	122476	1	Collar, 1 1/8" I.D. x 1 3/4" O.D.
9	87681	1	Roll Pin, 1/4" x 1 3/4"
10	132898	1	Sprocket and Yoke Weld Assembly 1 88313 Groove Pin, Type "E", 1/4" x 1 3/4"
11	172088	4	Feed Roll Spring w/Hook
12	122506	4	Spring Nut 2 33219 Tap Bolt, 3/8" x 3" 2 266142 Cap Screw, Hex Head, 3/8" x 4 1/2", Grade 5 2 84040 Hex Locknut, 3/8"
13	*122459	1	Front Roll Sprocket, 13 Tooth (Straight Spline) 1 87718 Roll Pin, 1/4" x 2"
	**225925	1	Front Roll Sprocket, 13 Tooth (Tapered Spline) 1 87689 Cap Screw, Hex Head, 1/2" x 1 1/2" 1 26312 Washer, Special 1 80679 Lockwasher, 1/2"
14	122469	1	Chain Assembly, CA550, 21 Pitches AR 43278 Roller Link, CA550 AR 40241 Connector Link, CA550 AR 40242 Offset Link, CA550
15	*122392	1	Yoke Weld Assembly 1 80869 Grease Fitting, 1/8" P.T., 90°
16	122389	1	Yoke Pin 1 88452 Groove Pin, 3/16" x 1 1/4", Type "E"
17	183373	AR	Shaft, 1" x 1 1/8" x 5 3/4" (2 used BSN 166380, 1 used ASN 166381) AR 88780 Cap Screw, Hex Head, 5/16" x 2 1/4", Grade 5 AR 80681 Lockwasher, 5/16" AR 87382 Hex Locknut, 5/16"
18	254411	1	Yoke Weld Assembly ---Replaces 122390 2 87670 Cap Screw, Hex Head, 1/2" x 1 1/4" 2 80679 Lockwasher, 1/2" 1 80719 Grease Fitting, 1/8" P.T., 90° 2 80710 Grease Fitting, 1/8" P.T., Straight
19	179811	1	Gear and Shaft Weld Assembly
20	122378	1	Front Roll Weld Assembly, Lower
21	122510	1	Roll Shaft 1 84361 Woodruff Key, #21, 1/4" x 1 1/4"
22	122296	1	Smooth Roll Weld Assembly
23	241375	1	Smooth Roll Shaft ---Replaces 122528 1 84241 Woodruff Key, #D, 5/16" x 2 1/4"
24	165365	2	Bearing Housing 2 87569 Grease Fitting, 1/4"-28, 45°, Self-Tapping 6 80681 Lockwasher, 5/16" 6 84943 Hex Nut, 5/16"
25	165364	2	Ball Bearing
26	42567	2	Bearing Collar
27	189564	1	Stake Nut
28	36723	2	Tapered Roller Bearing Cup

AR - As Required

CONTINUE

* Used on and below Serial No. 166380

+NOTE: When replacing Front Feed Roll below Serial No. 166380 also order 225925 Sprocket.

** Used on and above Serial No. 166381

FEED ROLL GROUP (CONTINUED)

Ref. No.	Part No.	No. Used	Description
29	48198	2	Tapered Roller Bearing Cone and Seal
30	25523	AR	Spacer Washer, 29/32" I.D. x 1 1/2" O.D. x .065" Thick
31	137930	2	Sprocket, 30T, Tapered Bore, RC 50 (Change Sprocket)
	122288	1	Sprocket, 24T, Tapered Bore, RC 50 (Change Sprocket)
32	26312	3	Washer, 17/32" I.D. x 1 1/2" O.D. x 3/16" Thick
33	87670	1	Cap Screw, Hex Head, 1/2" x 1 1/4" 1 80679 Lockwasher, 1/2"
34	45876	2	Bearing Collar
35	36314	1	Lower Roll Drive Chain, RC 50, 44 Pitches AR 25805 Roller Link, RC 50 AR 42472 Coupler Link, RC 50 AR 25816 Offset Link, RC 50
36	265420	1	Shaft and Sprocket Weld Assembly ---Replaces 179812
37	179923	1	Yoke Weld Assembly 1 80719 Grease Fitting, 1/8", P.T., 90° 1 87696 Set Screw, Hex Head, 3/8" x 1 1/4", Cone Point 1 87315 Hex Jam Nut, 3/8"
38	179921	1	Yoke Weld Assembly 2 80710 Grease Fitting, 1/8" P.T., Straight 1 80719 Grease Fitting, 1/8" P.T., 90° 2 88716 Cap Screw, Hex Head, 3/8" x 1" Grade 8 2 80680 Lockwasher, 3/8"
39	179724	1	Bearing Housing Weld Assembly 2 87414 Greaser Fitting, 1/4"-28, Straight, Self-Tapping
40	87670	1	Cap Screw, Hex Head, 1/2" x 1 1/4" 1 80679 Lockwasher, 1/2"
41	36725	2	Tapered Roller Bearing Cup
42	67372	2	Tapered Roller Bearing Cone w/Seal
43	185195	1	Bracket 2 88206 Cap Screw, Hex Head, 3/8" x 1" 2 80680 Lockwasher, 3/8" 2 84944 Hex Nut, 3/8"
44	199634	2	Guide
45	116311	1	Special Hex Nut 1 87395 Cotter Pin, 1/8" x 1 1/4"
46	214178	2	Guide Angle 4 87596 Round Head, Short Square Neck Bolt, 3/8" x 3/4" 4 88589 Plow Bolt, 3/8" x 1" 4 88206 Cap Screw, Hex Head, 3/8" x 1" 8 80702 Plain Washer, 3/8" 12 80680 Lockwasher, 3/8" 12 84944 Hex Nut, 3/8"
47	216328	2	Neoprene Bumper (Upper Front Roll) ---Replaces 138140
48	214179	2	Brace 16 87639 Round Head, Short Square Neck Bolt, 5/16" x 3/4" 16 87362 Plain Washer, 5/16" 16 80681 Lockwasher, 5/16" 16 84943 Hex Nut, 5/16"
49	122387	1	Chain Assembly, RC 50, 51 Pitches (To Reversing Gearbox) AR 25805 Roller Link, RC 50 AR 42472 Coupler Link, RC 50 AR 25816 Offset Link, RC 50
50	87405	1	Cap Screw, Hex Head, 1/4" x 2 1/2", Grade 5 1 84060 Hex Locknut, 1/4"

AR - As Required

CONTINUE

FEED ROLL GROUP (CONTINUED)

Ref. No.	Part No.	No. Used	Description
51	164495	2	Bearing Housing 1 87569 Grease Fitting, 1/4"-28, 45° 1 87415 Grease Fitting, 1/4"-28, 90°, Self-Tapping 6 80680 Lockwasher, 3/8" 6 84944 Hex Nut, 3/8"
52	139368	2	Ball Bearing
53	179484	1	Support
54	76890	3	Spacer 3 87527 Carriage Bolt, 3/8" x 1 3/4" 3 80680 Lockwasher, 3/8" 3 84944 Hex Nut, 3/8"
55	197607	1	Clevis Pin 1 80741 Cotter Pin, 1/8" x 1"
56	179616	1	Adjusting Rod
57	197616	1	Handle Weld Assembly
58	33781	1	Knob 1 88546 Cap Screw, Hex Head, 3/8" x 2 1/4" 1 80702 Plain Washer, 3/8" 1 87315 Hex Jam Nut, 3/8"
59	237529	AR	Shim, .015 Thick
°60	***N.S.S.	1	Shaft Weld Assembly
°61	***N.S.S.	1	Yoke Weld Assembly
62	** 46520	1	Shear Bolt and Nut Assembly
+63	266196	1	Yoke and Shaft Weld Assembly ---Replaces 253016
°°64	263383	1	Floor Weld Assembly 2 88589 Plow Bolt, 3/8" x 1" 2 80680 Lockwasher, 3/8" 2 84944 Hex Nut, 3/8"
°°65	603539	2	Stop Weld Assembly ---Replaces 219378 2 88434 Cap Screw, Hex Head, 3/8" x 3/4" 2 80680 Lockwasher, 3/8"
°°66	214180	1	Stop, L.H. 1 88206 Cap Screw, Hex Head, 3/8" x 1" 1 87016 Plain Washer, 3/8" 1 80680 Lockwasher, 3/8" 1 84944 Hex Nut, 3/8"
°°67	214183	1	Stop, R.H. 1 88206 Cap Screw, Hex Head, 3/8" x 1" 1 87016 Plain Washer, 3/8" 1 80680 Lockwasher, 3/8" 1 84944 Hex Nut, 3/8"
68	265417	AR	Spacer
69	58118	2	Shear Bolt w/Nut
70	122257	AR	Washer, Special

AR - As Required

** Used on and above Serial No. 166381

*** Used on and between Serial No. 166381 thru 178764

+ Used on and above Serial No. 178765

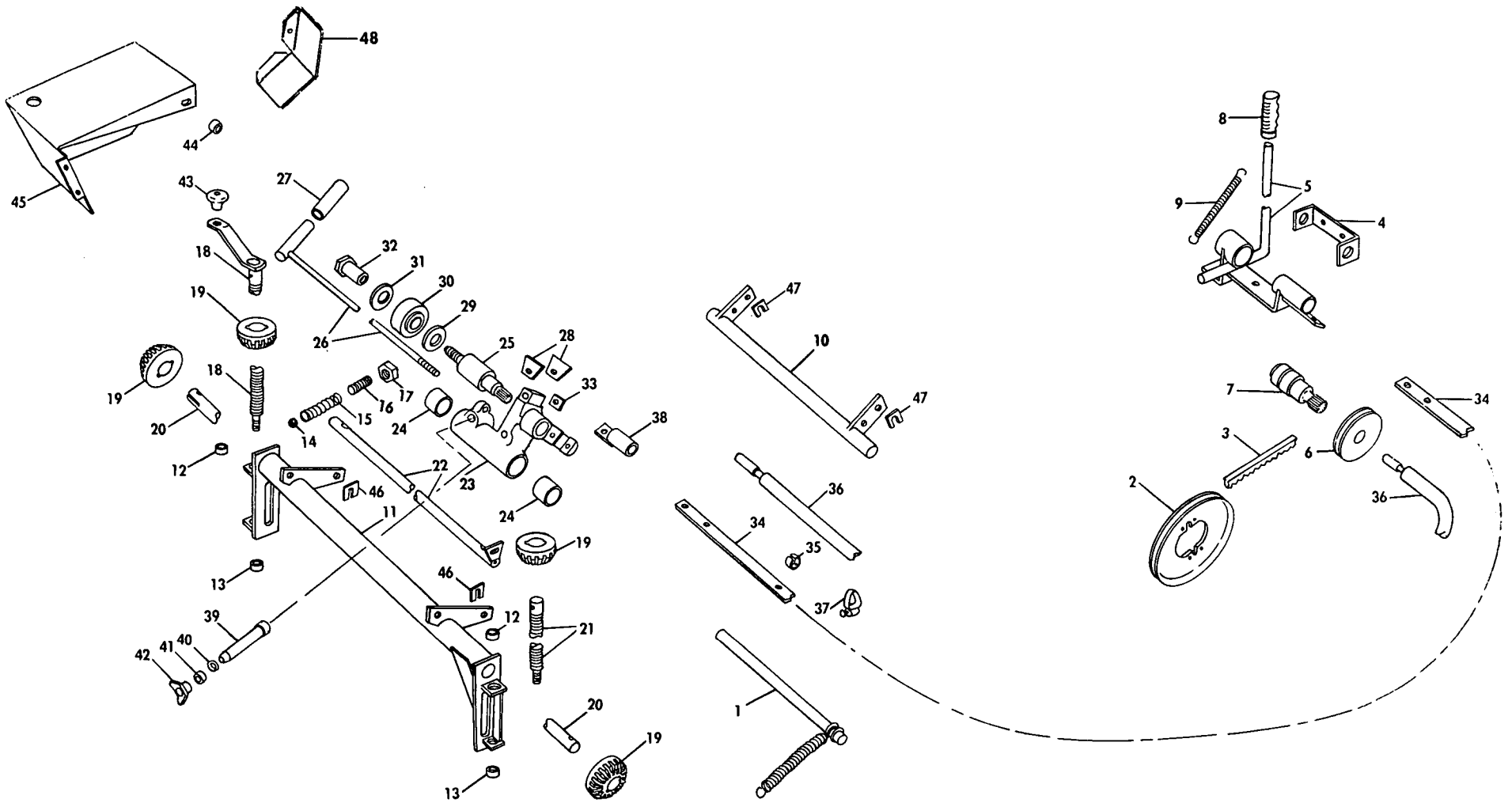
°NOTE: When replacing Ref. #60 Shaft or Ref. #61 Yoke below Serial No. 178765 order Ref. #63 Yoke and Shaft Weld Assembly

°°Used only with 770 Corn Snapping Attachment

N.S.S. - Not Serviced Separately

POWER SHARPENER GROUP

34



POWER SHARPENER GROUP

Ref. No.	Part No.	No. Used	Description
1	181175	1	Handle Weld Assembly
			1 87019 Cotter Pin, 3/16" x 3/4"
2	214775	1	Sheave
			4 88434 Cap Screw, Hex Head, 3/8" x 3/4"
			4 80702 Plain Washer, 3/8"
			4 80680 Lockwasher, 3/8"
3	214778	1	"V" Belt
4	184644	1	Bracket
			2 88434 Cap Screw, Hex Head, 3/8" x 3/4"
			2 80702 Plain Washer, 3/8"
			2 80680 Lockwasher, 3/8"
			2 84944 Hex Nut, 3/8"
5	214785	1	Idler Weld Assembly
			2 80741 Cotter Pin, 1/8" x 1"
			2 87872 Cap Screw, Hex Head, 5/16" x 3/4"; Grade 5
			2 80681 Lockwasher, 5/16"
			2 84943 Hex Nut, 5/16"
6	181317	1	"V" Pulley
7	218995	1	Bearing
8	126697	1	Hand Grip
9	223666	1	Spring
10	219003	1	Shaft Weld Assembly
			4 88206 Cap Screw, Hex Head, 3/8" x 1"
			4 80680 Lockwasher, 3/8"
			4 84944 Hex Nut, 3/8"
11	218969	1	Frame Weld Assembly (Includes Refs. 12 & 13 Bushings)
			4 87909 Cap Screw, Hex Head, 1/2" x 1"
			4 80679 Lockwasher, 1/2"
			4 84946 Hex Nut, 1/2"
12	195183	4	Bushing
13	72169	2	Bushing
14	511112	1	Ball, 13/32"
15	00025	1	Spring
16	81766	1	Set Screw, Hex Socket, 1/2" x 3/4", Cup Point
17	84970	1	Hex Jam Nut, 1/2"
18	214781	1	Handle Weld Assembly
			1 49637 Plain Washer, Special, 5/8"
			1 87446 Hex Slotted Nut, 5/8" (UNF)
			1 87398 Cotter Pin, 3/16" x 1 1/4"
19	171357	4	Bevel Gear
			4 87538 Spring Pin, 1/4" x 1"
20	195189	1	Shaft
21	195197	1	Shaft
			1 49637 Plain Washer, 5/8" Special
			1 87446 Hex Slotted Nut, 5/8" (UNF)
			1 87398 Cotter Pin, 3/16" x 1 1/4"
22	265739	1	Shaft Weld Assembly ---Replaces 214644
			2 87414 Grease Fitting, 1/4"-28 Straight, Self-Tapping
23	214588	1	Carrier w/Ref #24 Bushing
			2 87872 Cap Screw, Hex Head, 5/16" x 3/4", Grade 5
			2 80681 Lockwasher, 5/16"
24	223316	2	Bushing
25	214784	1	Bearing, Special
26	214774	1	Rod Weld Assembly
			1 84945 Hex Nut, 7/16"
27	185350	1	Hand Grip

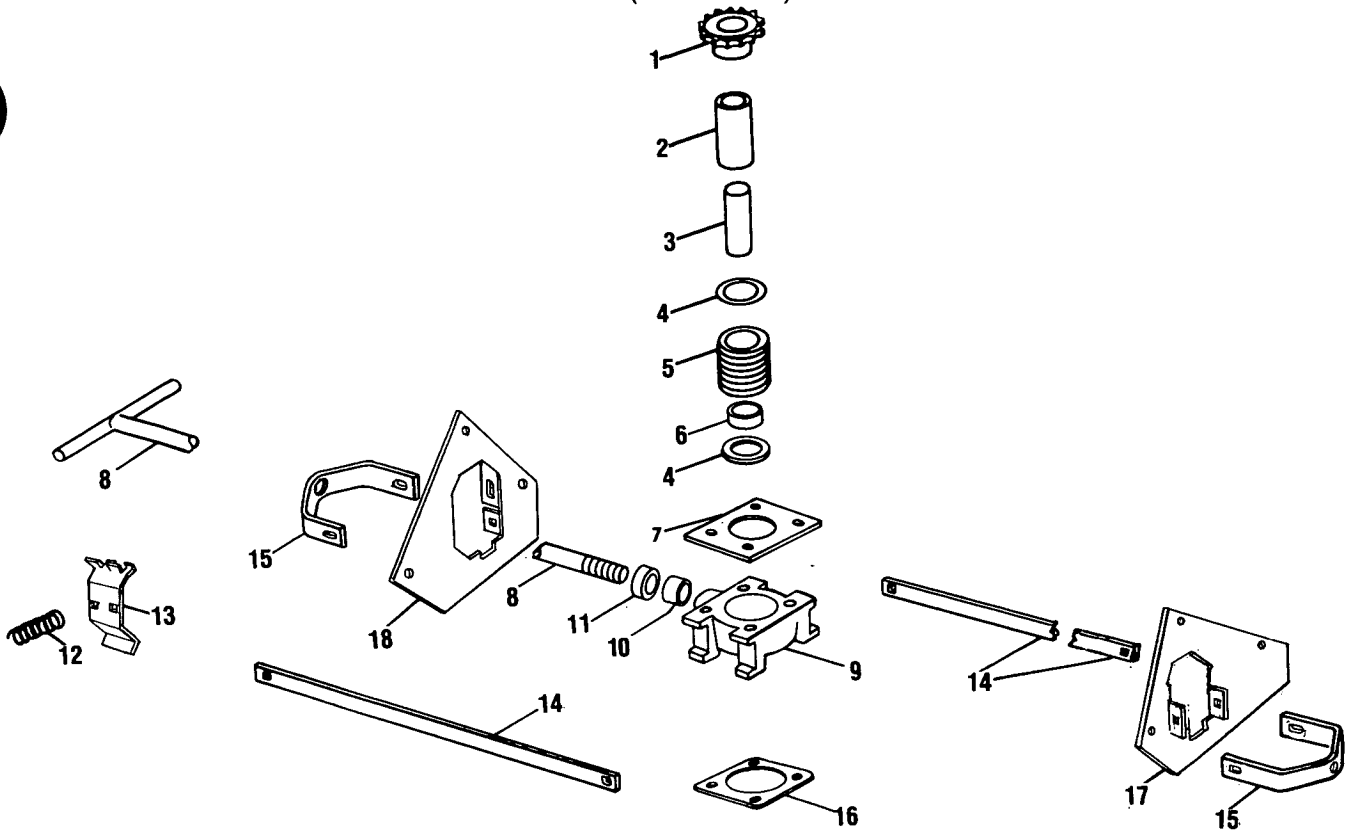
CONTINUE

POWER SHARPENER GROUP (CONTINUED)

Ref. No.	Part No.	No. Used	Description
28	263111	2	Clamp ---Replaces 214642 1 88780 Cap Screw, Hex Head, 5/16" x 2 1/4" 1 87382 Hex Locknut, 5/16"
29	214629	1	Washer, Special
30	179483	1	Abrasive Wheel
31	214631	1	Washer, Special
32	214643	1	Nut, Special
33	214779	AR	Shim, .002 Thick
34	219139	1	Spring, Steel
35	236432	3	Clip ---Replaces 221875 3 81191 Flat Head, Rivet, 1/8" x 5/16"
36	214772	1	Flexible Coupling
37	58948	1	Hose Clamp 1 80768 Woodruff Key, 1/4" x 1", #15
38	221269	1	Cable Support Weld Assembly
39	221267	2	Roll Assembly
40	50297	2	"O" Ring
41	218993	2	Spacer
42	222639	2	Nut Weld Assembly
43	33781	1	Knob 1 88546 Cap Screw, Hex Head, 3/8" x 2 1/4" 1 80702 Plain Washer, 3/8" 1 84969 Hex Jam Nut, 3/8"
44	127938	1	Spacer 1 88011 Cap Screw, Hex Head, 3/8" x 1 1/4" 2 80702 Plain Washer, 3/8" 1 80680 Lockwasher, 3/8" 1 84944 Hex Nut, 3/8"
45	195200	1	Shield 2 88434 Cap Screw, Hex Head, 3/8" x 3/4" 2 80680 Lockwasher, 3/8" 2 84944 Hex Nut, 3/8"
46	131405	AR	Shim, .025 Thick
47	122888	AR	Shim, .030 Thick
48	389332	1	Cover 4 88542 Cap Screw, Hex Head, 1/4" x 1/2" 4 80701 Plain Washer, 1/4" 4 80682 Lockwasher, 1/4" 4 84942 Hex Nut, 1/4"

AR - As Required

KNIFE SHARPENER GROUP
(MANUAL)

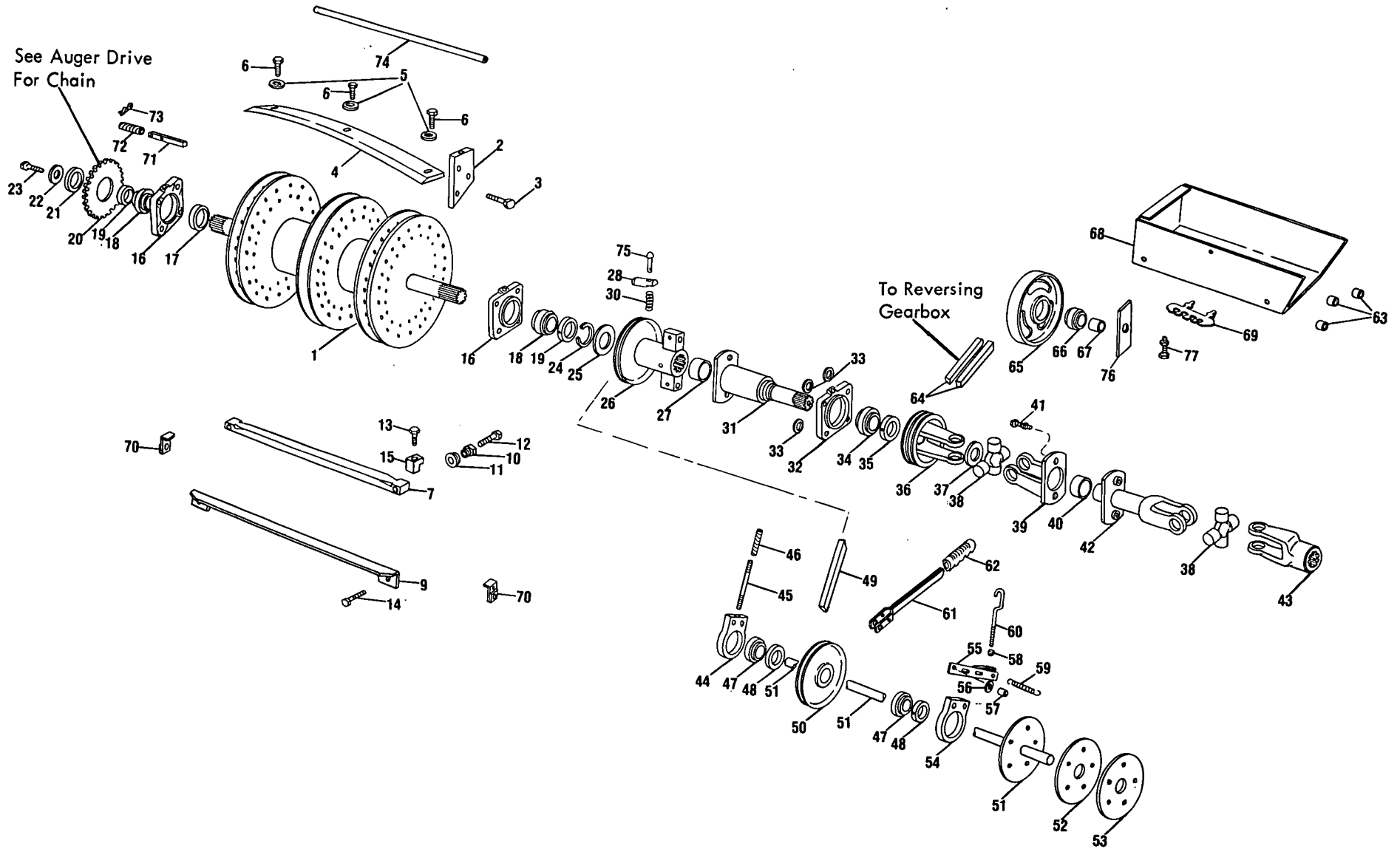


Ref. No.	Part No.	No. Used	Description
1	35664	1	Stone Holder Cap
2	46442	1	Spacer
3	35666	1	Stone
4	35670	2	"O" Ring
5	66844	1	Stone Holder
6	46443	1	Spacer
7	67030	1	Carrier Support
8	122604	1	Handle Weld Assembly
9	67032	1	Carrier
10	43485	1	Plug
11	12621	1	Retainer
12	35674	1	Spring
13	223439	1	Kicker ---Replaces 35673
14	122515	2	Sharpener Rail
			4 88503 Cap Screw, Hex Head, 1/4" x 1/2"
			2 87907 Bolt, Round Head, Short Square Neck, 1/4" x 1"
			2 84060 Locknut, 1/4"
			4 84751 Plow Bolt, 7/16" x 1"
			4 81541 Plain Washer, 1/2"
			4 81547 Lockwasher, 7/16"
			4 84945 Nut, 7/16"
15	228089	2	Bracket ---Replaces 122524
16	35675	AR	Shim
17	253722	1	Plate, L.H. ---Replaces 184169
			1 84867 Carriage Bolt, 3/8" x 3/4"
			2 87982 Cap Screw, Hex Head, 3/8" x 3/4"
			3 80680 Lockwasher, 3/8"
			3 84944 Hex Nut, 3/8"
18	184171	1	Plate Weld Assembly, R.H.
			1 84867 Carriage Bolt, 3/8" x 3/4"
			2 88434 Cap Screw, Hex Head, 3/8" x 3/4"
			3 80680 Lockwasher, 3/8"
			3 84944 Hex Nut, 3/8"

AR - As Required

CUTTERHEAD GROUP

See Auger Drive
For Chain



CUTTERHEAD GROUP

Ref. No.	Part No.	No. Used	Description
1	°258880	1	Cutterhead Shaft and Plate Weld Assembly ---Replaces 183828
2	174968	AR	Knife Support
3	88552	AR	Cap Screw, Hex Head, 1/2" x 2", Grade 5 (Number used for items 2 thru 6 depends on 6 or 12 Knife Application)
			AR 80679 Lockwasher, 1/2"
			AR 84946 Hex Nut, 1/2"
4	216281	AR	Knife, Spiral, Hardface ---Replaces 177810
5	130358	AR	Washer, Special ---Replaces 64053
6	88572	AR	Cap Screw, Hex Head, 5/8" x 1 1/4" UNF, Grade 8
7	237519	1	Shear Bar ---Replaces 131355, 228091
9	179462	1	Smooth Roll Scraper
10	179470	2	Adjusting Nut
11	183999	2	Spherical Washer
12	88849	2	Cap Screw, Hex Head, 1/2" x 3", Grade 5
			2 143479 Washer, Special
			2 80679 Lockwasher, 1/2"
13	88848	2	Cap Screw, Hex Head, 1/2" x 2", UNF
			2 80679 Lockwasher, 1/2"
14	87501	2	Cap Screw, Hex Head, 1/2" x 1 1/4", Grade 5, UNF
			2 80700 Plain Washer, 1/2"
			2 80679 Lockwasher, 1/2"
15	179469	2	Retainer
16	184773	2	Bearing Housing
			2 87414 Grease Fitting, 1/4"-28, Straight, Self-Tapping
			8 80679 Lockwasher, 1/2"
			8 80700 Plain Washer, 1/2"
			8 84946 Hex Nut, 1/2"
17	58821	AR	Spacer, Washer
18	142441	2	Ball Bearing
19	45631	2	Bearing Collar
20	214419	1	Sprocket, 19 Tooth
21	126002	1	Washer
22	29684	1	Washer
23	87670	1	Cap Screw, Hex Head, 1/2" x 1 1/4"
			1 80679 Lockwasher, 1/2"
24	+ 76065	1	Retaining Ring
25	25494	AR	Washer
26	258879	1	Sleeve Weld Assembly w/34480 ---Replaces 199819, 242782
			1 87414 Grease Fitting, 1/4"-28, Straight, Self-Tapping
			2 88775 Grease Fitting, 1/4"-28, Short
			1 84396 Set Screw, Square Head, 1/2" x 1"
			1 84970 Jam Nut, 1/2"
27	34480	1	Bushing
28	*215390	2	Pin
	**241906	2	Pin
			2 87538 Spring Pin, 1/4" x 1"
30	29840	2	Spring
31	242783	1	Rubber Coupling Weld Assembly ---Replaces 215910, 217812
32	66488	1	Bearing Housing
			1 80710 Grease Fitting, 1/4" P.T., Straight
			4 87689 Cap Screw, Hex Head, 1/2" x 1 1/2"
			4 80679 Lockwasher, 1/2"
			4 84946 Hex Nut, 1/2"
33	58792	8	Special Washer
34	63264	1	Ball Bearing
35	52444	1	Collar
36	189697	1	Yoke Weld Assembly

AR - As Required

°NOTE: When replacing old style Cutterhead on and below Serial No. 214273 also order 258879 Sleeve Weld Assembly.

CONTINUE

CUTTERHEAD GROUP (CONTINUED)

Ref. No.	Part No.	No. Used	Description
37	33298	1	Washer 1 47557 Cap Screw, Hex Head, 5/8" x 1 3/4" 1 84057 Lockwasher, 5/8"
38	29214	2	Spider and Bearing Assembly 2 80711 Grease Fitting, 1/8" x P.T.. 67 1/2°
39	189673	1	Yoke Weld Assembly w/40699 Bushing
40	40699	1	Bushing
41	46520	2	Shear Bolt and Nut
42	196074	1	Shaft Weld Assembly (1000 RPM)
	196073	1	Shaft Weld Assembly (540 RPM)
43	165362	1	Yoke
44	197699	1	Bearing Housing
45	37811	1	Stud, Threaded 1 80702 Plain Washer, 3/8" 1 84040 Hex Locknut, 3/8" 1 87315 Hex Jam Nut, 3/8"
46	137575	1	Spring
47	41448	2	Bearing
48	42567	2	Collar
49	228366	1	"V" Belt ---Replaces 199811
50	197686	1	Sheave Weld Assembly 1 80810 Woodruff Key, 3/16" x 3/4" 1 80389 Hex Head, Set Screw, 5/16" x 1/2", Cup Point
51	197693	1	Shaft Weld Assembly
52	199812	3	Pulley, Tire Carcass
53	197692	1	Plate 5 88603 Carriage Bolt, 5/16" x 2 1/2" 5 87382 Hex Locknut, 5/16"
54	197699	1	Bearing Housing ---Replaces 49359 2 88428 Hex Head, Cap Screw, 3/8" x 1 3/4" 2 80680 Lockwasher, 3/8" 2 84944 Hex Nut, 3/8"
55	199875	1	Arm Weld Assembly 1 87612 Hex Head, Cap Screw, 3/8" x 1 1/2" 1 80680 Lockwasher, 3/8" 1 84944 Hex Nut, 3/8"
56	28409	1	Washer
57	262844	1	Spacer ---Replaces 36513
58	46841	1	Spring
59	42427	1	Spring
60	197696	1	Hook Bolt 1 80702 Lockwasher, 3/8" 1 84040 Hex Locknut, 3/8"
61	197690	1	Lever Weld Assembly 1 88325 Hex Head, Cap Screw, 3/8" x 1 1/4" 1 80680 Lockwasher, 3/8" 1 84944 Hex Nut, 3/8" 1 87019 Cotter Pin, 3/16" x 3/4"
62	126697	1	Hand Grip
63	117441	4	Spacer 3 87513 Round Head, Short Square Neck Bolt, 5/16" x 1 1/4" 3 80681 Lockwasher, 5/16" 3 84943 Hex Nut, 5/16"
64	179878	1	Matched Set of 2 "V" Belts (To reversing Gearbox)
64A	216501	AR	Single "V" Belt for 179878

AR - As Required

CONTINUE

CUTTERHEAD GROUP (CONTINUED)

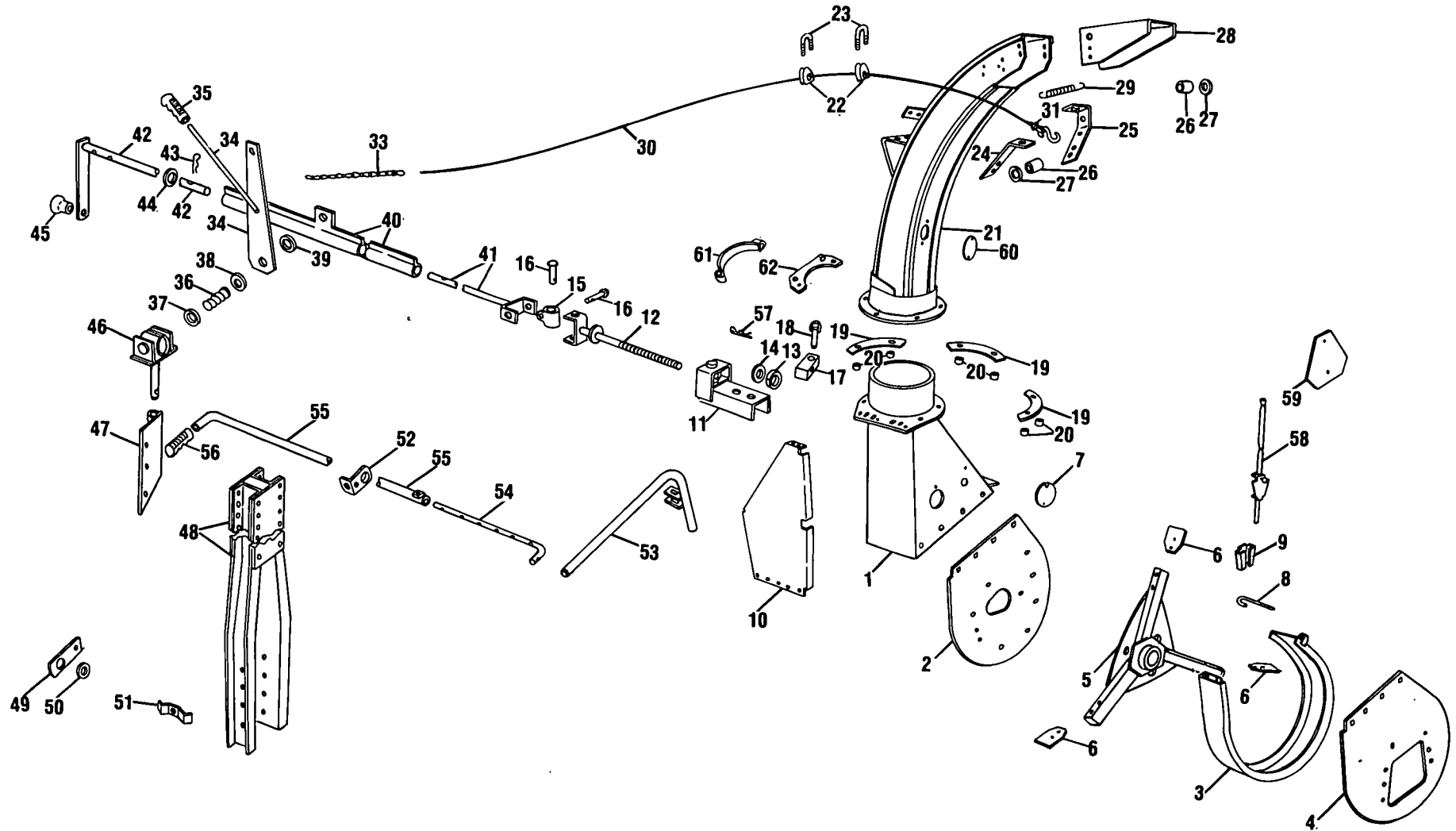
Ref. No.	Part No.	No. Used	Description
65	66460	1	Idler Assembly w/Bearing 66553 1 88693 Hex Head, Cap Screw, 5/8" x 2 3/4"
			1 84057 Lockwasher, 5/8"
			1 84947 Hex Nut, 5/8"
66	66553	1	Bearing
67	137419	1	Spacer
68	185477	1	Tool Box Weld Assembly
			2 87909 Cap Screw, Hex Head, 1/2" x 1"
			3 87872 Cap Screw, Hex Head, 5/16" x 3/4", Grade 5
			2 80679 Lockwasher, 1/2"
			3 80681 Lockwasher, 5/16"
			2 84946 Hex Nut, 1/2"
			3 84943 Hex Nut, 5/16"
69	52367	1	Shear Bolt Holder
70	*196096	2	Cover Weld Assembly
	**224455	2	Cover Weld Assembly
			2 80801 Wing Nut, 5/16"
71	181363	2	Square Key
			2 84923 Spring Pin, 3/16" x 1 1/4"
72	29494	2	Spring
73	37851	2	Hairpin Cotter
74	183862	1	Rod
			2 88434 Cap Screw, Hex Head, 3/8" x 3/4"
			2 80680 Lockwasher, 3/8"
75	25015	2	Drilled Rivet
			2 80746 Cotter Pin, 1/8" x 1/2"
76	283995	1	Plate
77	46520	2	Shear Bolt and Nut
78	58118	2	Shear Bolt and Nut

AR - As Required

- * Used on and below Serial No. 166380
- ** Used on and above Serial No. 166381
- + Used on and below Serial No. 194522

FAN, TRANSITION, SPOUT AND CONTROL GROUP

NOTE: SEE PAGES 46 THRU 54 FOR ELECTRIC CONTROLS



FAN, TRANSITION, SPOUT AND CONTROL GROUP

Ref. No.	Part No.	No. Used	Description
1	189392	1	Transition Weld Assembly 4 87909 Cap Screw, Hex Head, 1/2" x 1" 4 87672 Round Head, Short Square Neck Bolt, 1/2" x 1" 8 80679 Lockwasher, 1/2" 8 84946 Hex Nut, 1/2"
2	195985	1	Blower Sheet Front
3	184292	1	Band Weld Assembly 2 87672 Round Head, Short Square Neck Bolt, 1/2" x 1" 2 80679 Lockwasher, 1/2" 2 84946 Hex Nut, 1/2"
4	225390	1	Blower Sheet, Rear ---Replaces 195986 6 87544 Round Head, Short Square Neck Bolt, 1/2" x 1 1/2" 6 64264 Washer, Special 6 80679 Lockwasher, 1/2" 6 84946 Hex Nut, 1/2"
5	253479	1	Fan Weld Assembly ---Replaces 179802, 223254, 225397 2 29684 Special Washer 1 88516 Cap Screw, Hex Head, 1/2" x 2 1/4" (Grade 5) 1 80679 Lockwasher, 1/2"
6	179795 253476	AR AR	Paddle, 8 1/2" Long Paddle, 9 9/16" Long AR 88328 Round Head, Short Square Neck Bolt, 5/8" x 3 1/4" AR 80299 Plain Washer, 5/8" AR 84057 Lockwasher, 5/8" AR 84947 Hex Nut, 5/8"
7	181298	1	Cover Plate 2 88832 Carriage Bolt, 1/4" x 3/4" 1 80682 Lockwasher, 1/4" 1 84942 Hex Nut, 1/4" 1 84878 Wing Nut, 1/4"
8	238405	2	"J" Bolt ---Replaces 131710 2 80679 Lockwasher, 1/2" 2 84946 Hex Nut, 1/2"
9	38027	1	Socket Lamp Bracket 2 87369 Round Head, Short Square Neck Bolt, 5/16" x 3/4" 2 80681 Lockwasher, 5/16" 2 84943 Hex Nut, 5/16"
10	266042	1	Shield Weld Assembly ---Replaces 185483 6 87909 Cap Screw, Hex Head, 1/2" x 1" 8 87672 Round Head, Short Square Neck Bolt, 1/2" x 1" 14 80679 Lockwasher, 1/2" 14 84946 Hex Nut, 1/2"
11	577675*	1	Bracket Weld Assembly ---Replaces 136707 1 *87415 Grease Fitting, 1/4"-28, 90°, Self-Tapping 2 *87670 Cap Screw, Hex Head, 1/2" x 1 1/4" 2 *80679 Lockwasher, 1/2" 2 *84946 Hex Nut, 1/2"
12	136708*	1	Rod Weld Assembly 1 *87538 Spring Pin, 1/4" x 1"
13	36993*	1	Drag Link Collar 1 *87343 Grooved Pin, Type "A", 1/4" x 1 3/4"
14	67978*	AR	Space Washer
15	35717*	1	Universal Block 1 *87414 Grease Fitting, 1/4"-28, Straight (Self-Tapping)
16	15081*	2	Drilled Rivet 2 *80756 Cotter Pin, 1/8" x 3/4"
17	136684*	1	Nut 2 *87414 Grease Fitting, 1/4"-28, Straight (Self-Tapping)

AR - As Required

CONTINUE

FAN, TRANSITION, SPOUT AND CONTROL GROUP (CONTINUED)

Ref. No.	Part No.	No. Used	Description
18	138243	1	Pin Weld Assembly
19	181316	3	Retainer
20	105907	6	Spacer 6 88044 Cap Screw, Hex Head, 3/8" x 1 1/2", Grade 5 6 80680 Lockwasher, 3/8" 6 84040 Hex Locknut, 3/8"
21	259788	1	Spout Weld Assembly ---Replaces 195907, 238277, 256477 2 87414 Grease Fitting, 1/4"-28, Straight, Self-Tapping 1 88131 Machine Screw, Truss Head, 3/8" x 1 3/4" 1 80680 Lockwasher, 3/8" 1 84944 Hex Nut, 3/8"
22	28110	2	Rope Guide
23	28114	2	Rope Guide, "U" Bolt 4 80684 Lockwasher, 3/16" 4 87304 Hex Nut, 3/16"
24	136682	1	Bracket 2 80404 Machine Screw, Flat Head, 3/8" x 1" 2 80702 Plain Washer, 3/8" 2 80680 Lockwasher, 3/8" 2 84944 Hex Nut, 3/8"
25	261516	1	Bracket ---Replaces 136683 2 87872 Cap Screw, Hex Head, 5/16" x 3/4", Grade 5 2 80681 Lockwasher, 5/16" 2 84943 Hex Nut, 5/16"
26	136696	2	Spacer 2 84786 Machine Screw, Flat Head, 3/8" x 1 3/4" 2 80680 Lockwasher, 3/8" 2 84944 Hex Nut, 3/8"
27	34187	2	Washer
28	183934	1	Deflector Weld Assembly
29	29579	1	Spring
30	47763*	1	Deflector Rope Assembly w/Ring and Hook
31	27084*	1	Pig Ring
32	115680*	1	Anchor Hook
33	48454*	1	Chain w/2-41613 "S" Hook *2 41613 "S" Hook
34	122398*	1	Lever Weld Assembly
35	126697*	1	Grip
36	32307*	1	Spring *1 88546 Cap Screw, Hex Head, 3/8" x 2 1/4" *1 84040 Hex Locknut, 3/8"
37	34187*	1	Washer, 13/32" I.D.
38	35781*	1	Washer, 13/32" I.D. x 2 5/8" O.D.
39	29526*	1	Clutch Disc
40	137604*	1	Tube and Bracket Weld Assembly
41	137603*	1	Shaft and Yoke Assembly
42	144051*	1	Tube and Handle Weld Assembly *2 87149 Cotter Pin, 1/4" x 1 3/4"
43	37851*	1	Hairpin Cotter
44	00673*	5	Washer, 1 9/64" I.D. x 1 5/8" O.D. x 1/32" Thick
45	33781*	1	Knob *1 87936 Cap Screw, Hex Head, 3/8" x 2 1/2" *1 84944 Hex Nut, 3/8"
46	226013*	1	Pivot Sleeve Weld Assembly ---Replaces 136180 *1 80756 Cotter Pin, 1/8" x 3/4" *AR 87364 Plain Washer, 1/2"

AR - As Required

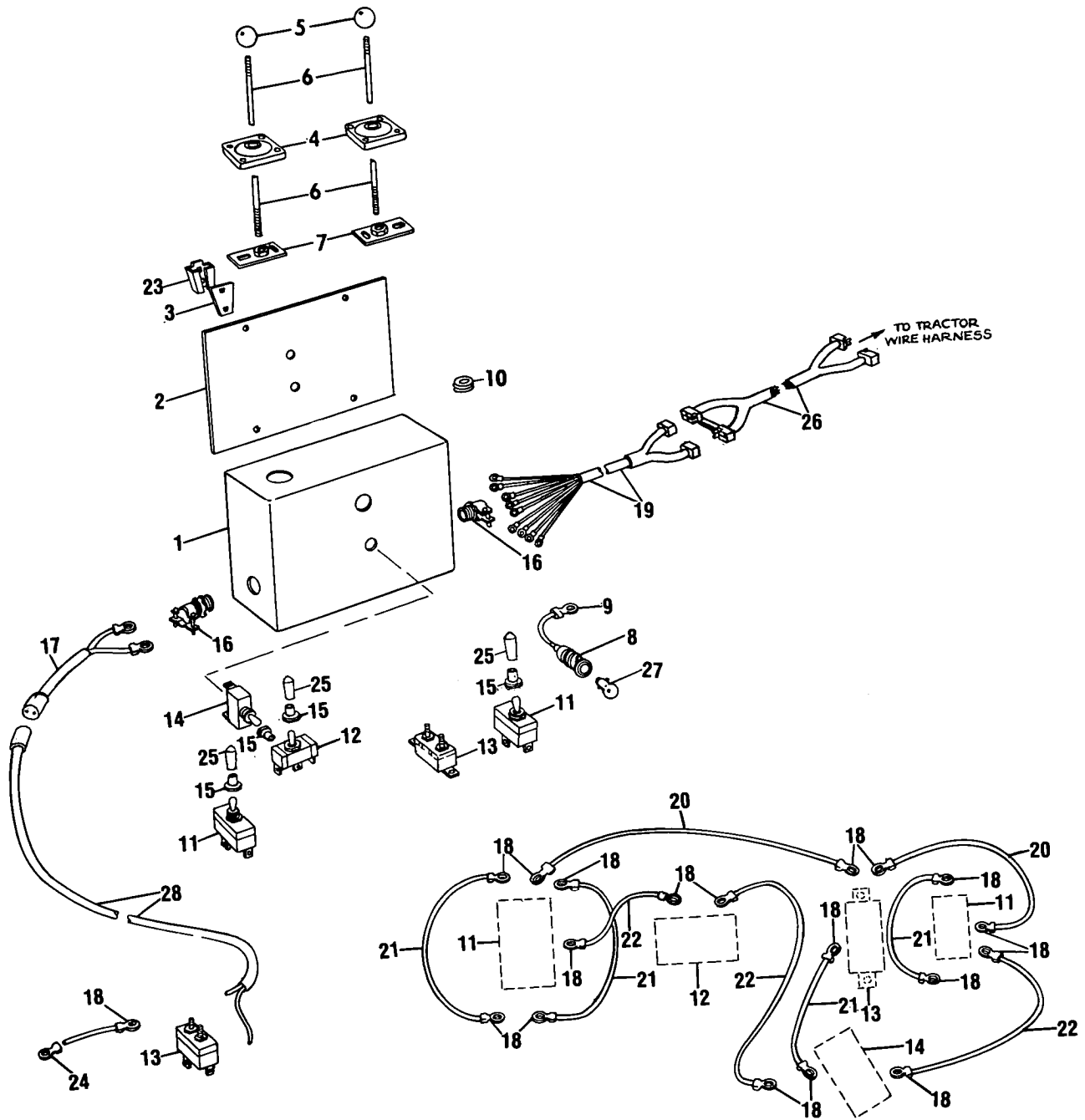
CONTINUE

FAN, TRANSITION, SPOUT AND CONTROL GROUP (CONTINUED)

Ref. No.	Part No.	No. Used	Description
47	185457*	1	Bracket Weld Assembly *4 88206 Cap Screw, Hex Head, 3/8" x 1", Grade 5 *2 87016 Plain Washer, 3/8" *4 80680 Lockwasher, 3/8" *4 84944 Hex Nut, 3/8"
48	144037*	1	Support Weld Assembly *3 88576 Cap Screw, Hex Head, 1/2" x 5 1/2" *3 80679 Lockwasher, 1/2" *3 84946 Hex Nut, 1/2"
49	137413	1	Bracket w/Grommet 1 88206 Cap Screw, Hex Head, 3/8" x 1", Grade 5 1 80680 Lockwasher, 3/8" 1 84944 Hex Nut, 3/8"
50	00709	1	Grommet
51	42365	1	Hydraulic Hose Clamp 1 88865 Bolt, Round Head, Short Square Neck, 3/8" x 1 1/4" 1 80840 Wing Nut, 3/8"
52	253640*	1	Shift Lever Bracket ---Replaces 122530 *1 88206 Cap Screw, Hex Head, 3/8" x 1", Grade 5 *1 80680 Lockwasher, 3/8" *1 84944 Hex Nut, 3/8"
53	179888*	1	Lever Weld Assembly *1 88436 Cap Screw, Hex Head, 3/8" x 2" *2 80702 Plain Washer, 3/8" *1 84040 Hex Locknut, 3/8"
54	2 711526*	1	Shifter Adjustment Rod ---Replaces 25747 *1 80453 Cotter Pin, 1/4" x 1"
55	143506*	1	Shifter Rod Weld Assembly *1 84983 Set Screw, Socket Head, 3/8" x 1" *1 84969 Hex Jam Nut, 3/8"
56	126697*	1	Hand Grip
57	37851	1	Hairpin Cotter
58	195036	1	Pole Mount Assembly
59	189759	1	Slow Moving Vehicle Emblem 2 84461 Machine Screw, #10 x 5/8"
60	164342	1	Cover Plate 2 88356 Carriage Bolt, 1/4" x 1" 2 80682 Lockwasher, 1/4" 1 80701 Plain Washer, 1/4" 2 84878 Wing Nut, 1/4"
61	285840	2	Strap Weld Assembly 2 88043 Cap Screw, Hex Head, 1/2" x 3 1/4", Grade 5 2 87364 Plain Washer, 1/2" 2 80679 Lockwasher, 1/2" 2 84946 Hex Nut, 1/2"
62	285839	2	Plate

* Components of Manual Control

ELECTRIC CONTROLS CONTROL BOX GROUP



Ref. No.	Part No.	No. Used	Description
1	579197	1	Control Box Assembly, Complete
2	285688	1	Control Box Weld Assembly ---Replaces 222780
3	222781	1	Back Sheet
			4 87667 Screw, Self-Tapping, Hex Head, 1/4" x 1/2"
			Bracket
			2 84826 Carriage Bolt, 5/16" x 3/4"
			4 80664 Plain Washer, 5/16"
			2 87382 Hex Locknut, 5/16"

ELECTRIC CONTROLS
CONTROL BOX GROUP (CONTINUED)

Ref. No.	Part No.	No. Used	Description
*4	222436	2	Mounting 8 84821 Machine Screw, Truss Head, #10 x 1/2" 8 80684 Lockwasher, #10 8 87304 Hex Nut, #10
*5	168982	2	Knob
*6	222783	2	Rod 2 80680 Lockwasher, 3/8" 6 84969 Hex Jam Nut, 3/8"
*7	222794	2	Plate Weld Assembly
8	237294	1	Indicator Lamp Assembly (Includes 1 of Ref. #9)
9	46431	1	Ring Terminal
*10	46288	1	Grommet
11	222437	2	Switch, Spout and Feedroll Control
12	167684	1	Toggle Switch, Deflector Control
13	131376	2	Circuit Breaker (Tractor Mounted Breaker Requires 2 of Ref. #18) 3 60485 Machine Screw, Truss Head, #10-24 x 3/4" 2 87977 Machine Screw, Truss Head, #8-32 x 1/2" 1 80707 Plain Washer, 3/16" 2 87812 Lockwasher, #8 3 80684 Lockwasher, #10 2 87653 Hex Nut, #8-32 3 87304 Hex Nut, #10-24
14	102044	1	Toggle Switch
15	133263	4	Seal
16		2	Connector, Straight, 3/4" (Purchase Locally)
17	572854	1	Wire Assembly (Power Cable)
18	46432	AR	Ring Terminal
19	579196	1	Cable Assembly (Control Box to Wire Harness Assembly)
20	164448	2	Wire Assembly, 7" Long, #10 AWG, White (Includes 2 of Ref. #18)
21	237299	4	Wire Assembly, 4 1/2" Long, #10 AWG, Black (Includes 2 of Ref. #18)
22	174620	3	Wire Assembly, 6 1/2" Long, #12 AWG, Black (Includes 2 of Ref. #18)
23	38027	1	Socket 2 88992 Bolt, Round Head, Short Square Neck, 5/16" x 1" 2 80681 Lockwasher, 5/16" 2 84943 Hex Nut, 5/16"
24	59273	AR	Ring Terminal, 3/8" Stud
	167169	AR	Ring Terminal, 1/2" Stud
			Required for Hook-up to Tractor Electrical System
**25	266963	3	Handle
26	579216	AR	Connector Repair Kit
27	271431	1	Light Bulb, Red
28	572853	1	Wire Harness (Power Cable)

NOTE: Wiring Assemblies (Excluding Wire Harness) are shown for the purpose of Reference and identification only and are not available from the New Holland Service Parts System. For field repairs or replacement we suggest you fabricate using catalog description as a guide.

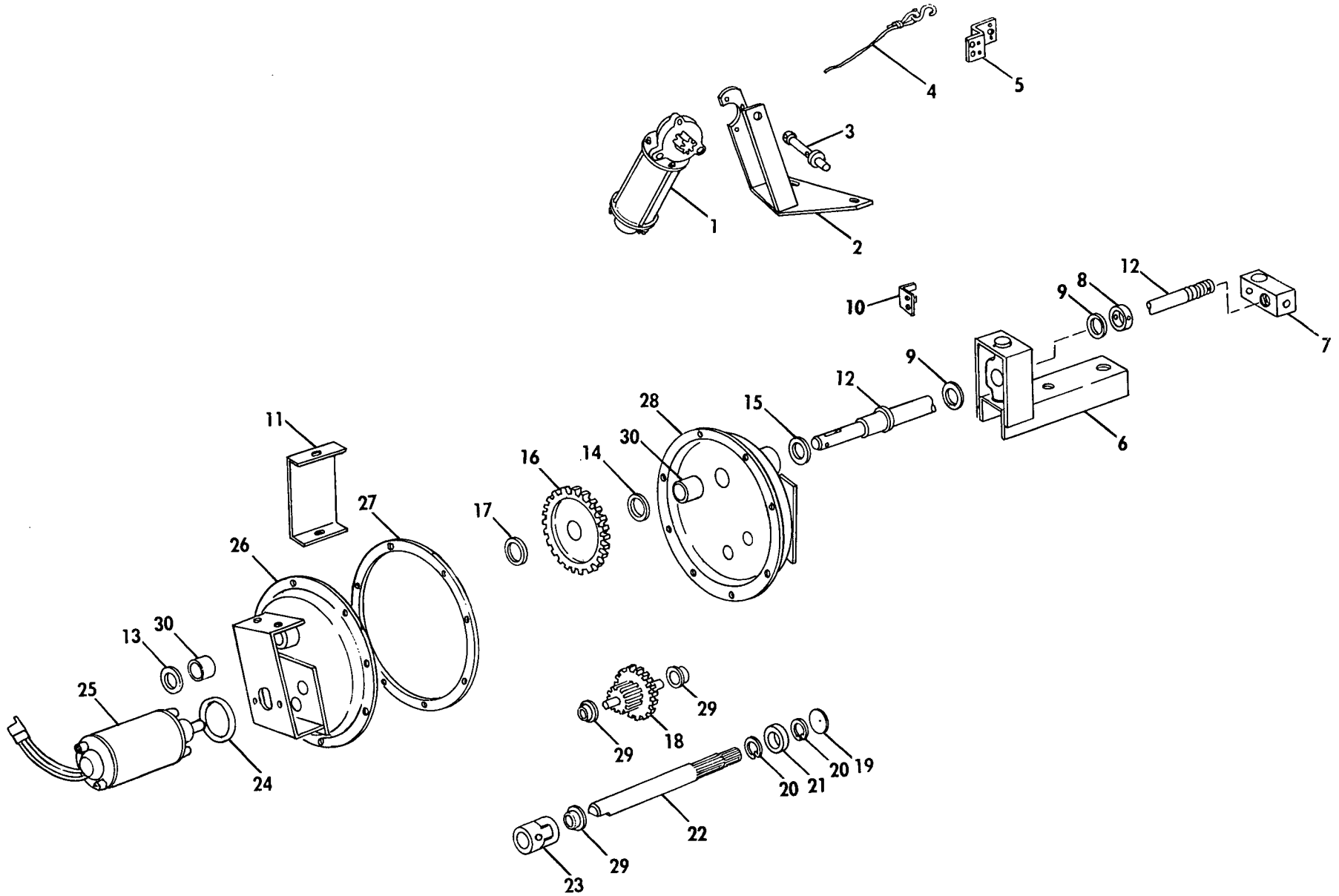
AR - As Required

* Old Style Control Box

** New Style Control Box

ELECTRIC CONTROLS
SPOUT AND DEFLECTOR CONTROLS GROUP

48



ELECTRIC CONTROLS
SPOUT AND DEFLECTOR CONTROLS GROUP

Ref. No.	Part No.	No. Used	Description
1	576242	1	Motor Assembly ---Replaces 165523, 289784 3 88573 Cap Screw, Hex Head, 1/4" x 3/4" 3 80702 Plain Washer, 1/4" 3 80682 Lockwasher, 1/4"
2	254643	1	Bracket Weld Assembly ---Replaces 222771
3	222785	1	Spool Weld Assembly 2 88967 Set Screw, Hex Socket, 1/4" x 1/2", Cone Point 2 87305 Hex Jam Nut, 1/4"
4	238657	1	Deflector Rope Assembly (Includes the following:) 1 87669 Pig Ring 1 115680 Anchor Hook
5	136678	1	Bracket (Used only with Spout Extension) 1 88206 Cap Screw, Hex Head, 3/8" x 1" 1 80702 Plain Washer, 3/8" 1 80680 Lockwasher, 3/8" 1 84944 Hex Nut, 3/8"
6	577675	1	Bracket Weld Assembly ---Replaces 136707 1 87415 Grease Fitting, 1/4"-28, 90° 2 87670 Cap Screw, Hex Head, 1/2" x 1 1/4" 2 80679 Lockwasher, 1/2" 2 84946 Hex Nut, 1/2"
7	136684	1	Nut 2 87414 Grease Fitting, 1/4"-28, Straight, Self-Tapping
8	36993	1	Drag Link Collar 1 87343 Groove Pin, 1/4" x 1 3/4" Type "A"
9	33261	2	Back-up Washer
10	237219	1	Angle 2 88859 Cap Screw, Hex Head, 5/16" x 5/8" 2 80681 Lockwasher, 5/16"
11	237548	1	Shield 2 87667 Screw, Self-Tapping, Hex Head, 1/4" x 1/2" 2 80701 Plain Washer, 1/4" 2 80682 Lockwasher, 1/4"
12	237217	1	Screw, Weld Assembly, Spout Gearbox 1 88221 Groove Pin, 1/4" x 1". Type "E" 1 87397 Cotter Pin, 3/16" x 1"
13	87381	AR	Plain Washer, 3/4"
14	45960	1	Washer, Special
15	26260	AR	Washer, Special
16	224894	1	Gear, 72 Tooth 2 80810 Woodruff Key, 3/16" x 3/4", #9
17	29534	1	Washer, Special
18	238943	1	Gear Assembly
19	229101	1	Expansion Plug
20	49894	2	Snap Ring
21	228662	1	Ball Bearing
22	228519	1	Gear Shaft, 10 Tooth
23	228661	1	Flexible Coupling 2 87836 Set Screw, Hex Socket, 1/4" x 5/8", Cup Point 2 87305 Hex Jam Nut, 1/4"
24	241104	1	"O" Ring
25	224895	1	Motor Assembly -
26	577767	1	Shield Weld Assembly ---Replaces 225181 (Includes 2 of Ref. #29 and 1 of Ref. #30)
27	225183	AR	Shim, 1/32" Thick

AR - As Required

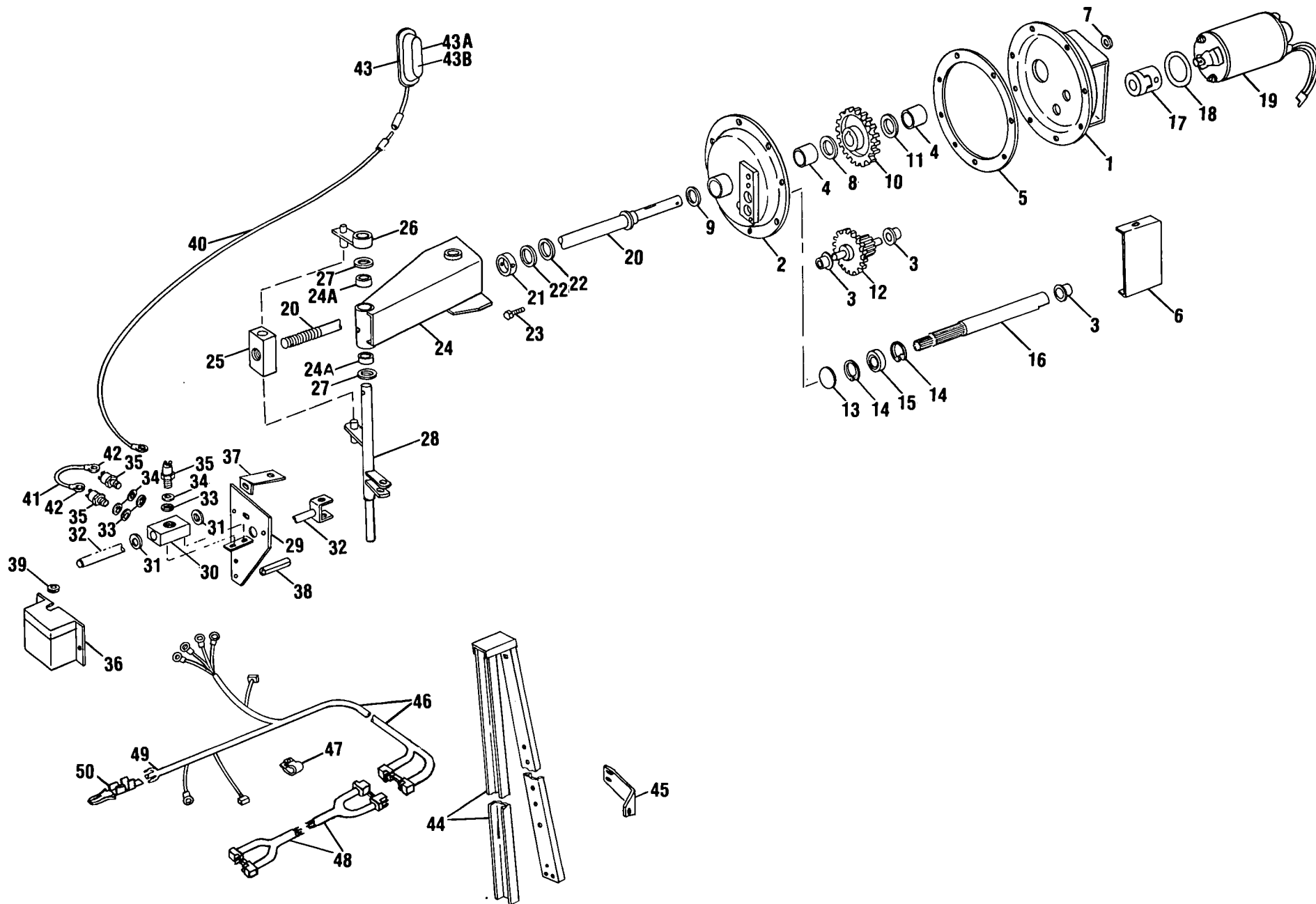
CONTINUE

ELECTRIC CONTROLS
SPOUT AND DEFLECTOR CONTROLS GROUP (CONTINUED)

Ref. No.	Part No.	No. Used	Description
28	225180	1	Shield Weld Assembly (Includes 1 each of Refs. 29 and 30) 8 88165 Cap Screw, Hex Head, 1/4" x 5/8" 8 80682 Lockwasher, 1/4" 8 84942 Hex Nut, 1/4"
29	133246	3	Bushing
30	66812	2	Bushing
31	289783	1	Electrical Connector
32	575943	2	Electrical Connector

NOTES

ELECTRIC CONTROLS
REVERSING GEARBOX CONTROLS AND WIRING HARNESS GROUP



ELECTRIC CONTROLS
REVERSING GEARBOX CONTROLS AND WIRING HARNESS GROUP

Ref. No.	Part No.	No. Used	Description
1	577767	1	Shield Weld Assembly ---Replaces 225181 (Includes 2 of Ref. #3 and 1 of Ref. #4)
2	225180	1	Shield Weld Assembly (Includes 1 each of Refs. 3 and 4) 8 88165 Cap Screw, Hex Head, 1/4" x 5/8" 8 80682 Lockwasher, 1/4" 8 84942 Hex Nut, 1/4"
3	133246	3	Bushing
4	66812	2	Bushing
5	225183	AR	Shim, 1/32" Thick
6	237548	1	Shield 2 87667 Screw, Self-Tapping, Hex Head, 1/4" x 1/2" 2 80701 Plain Washer, 1/4" 2 80682 Lockwasher, 1/4"
7	87381	AR	Plain Washer, 3/4"
8	45960	1	Washer, Special
9	26260	AR	Washer, Special
10	224894	1	Gear, 72 Tooth 1 80810 Woodruff Key, 3/16" x 3/4", #9
11	29534	1	Washer, Special
12	238943	1	Gear Assembly
13	229101	1	Expansion Plug
14	49894	2	Snap Ring
15	228662	1	Ball Bearing
16	228519	1	Gear Shaft, 10 Tooth
17	228661	1	Flexible Coupling 2 87836 Set Screw, Hex Socket, 1/4" x 5/8", Cup Point 2 87305 Hex Jam Nut, 1/4"
18	241104	1	"O" Ring
19	224895	1	Motor Assembly
20	237031	1	Screw Weld Assembly, Reversing Box 1 88221 Groove Pin, 1/4" x 1", Type "E" 1 87397 Cotter Pin, 3/16" x 1"
21	36993	1	Drag Link Collar 1 87343 Groove Pin, 1/4" x 1 3/4", Type "A"
22	33261	2	Washer, Special
23	87872	2	Cap Screw, Hex Head, 5/16" x 3/4", Grade 5 2 84943 Hex Nut, 5/16"
24	229973	1	Bracket Weld Assembly (Includes 2 of Ref. 24A) 2 87415 Grease Fitting, 1/4"-28, 90°, Self-Tapping
24A	28280	2	Bushing
25	237033	1	Nut 1 87414 Grease Fitting, 1/4"-28, Straight, Self-Tapping
26	237029	1	Tube Weld Assembly 1 84322 Woodruff Key, 3/16" x 1", #13
27	00674	2	Space Washer
28	222788	1	Shaft Weld Assembly 1 80754 Cotter Pin, 3/16" x 1 1/2"
29	237544	1	Bracket Weld Assembly 1 87936 Cap Screw, Hex Head, 3/8" x 2 1/2" 2 87016 Plain Washer, 3/8" 1 84040 Hex Nut, 3/8"
30	709406	1	Switch Block ---Replaces 236572 1 87414 Grease Fitting, 1/4"-28, Straight 2 88542 Cap Screw, Hex Head, 1/4" x 1/2" 2 80701 Plain Washer, 1/4" 2 80682 Lockwasher, 1/4"
31	139733	2	Oil Seal

AR - As Required

CONTINUE

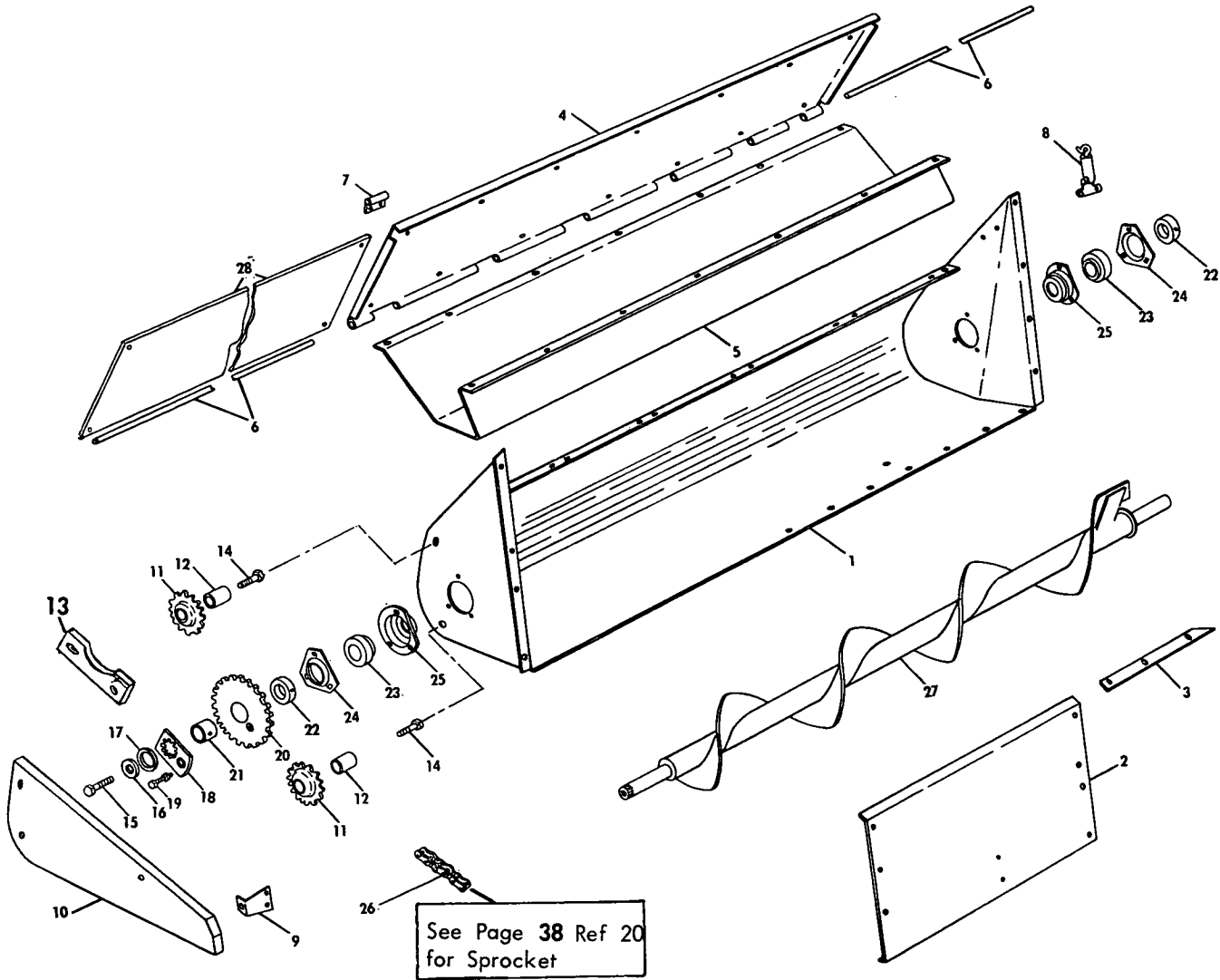
ELECTRIC CONTROLS
REVERSING GEARBOX CONTROLS AND WIRING HARNESS GROUP (CONTINUED)

Ref. No.	Part No.	No. Used	Description
32	236577	1	Shaft Weld Assembly
33	249100	AR	Shim, Washer, .059 Thick ---Replaces 116312
34	195903	AR	Shim, .025 Thick
35	237296	3	Limit Switch
36	709407	1	Shield Weld Assembly ---Replaces 238928 2 88573 Cap Screw, Hex Head, 1/4" x 3/4" 2 80682 Lockwasher, 1/4" 2 84942 Hex Nut, 1/4"
37	238838	1	Strip 1 88969 Cap Screw, Hex Head, 9/16" x 1 1/2" (UNF) 1 88206 Cap Screw, Hex Head, 3/8" x 1" 2 80702 Plain Washer, 3/8" 1 80680 Lockwasher, 3/8" 1 84944 Hex Nut, 3/8"
38	238839	2	Spacer, Split 2 87300 Cap Screw, Hex Head, 3/8" x 5" 2 80680 Lockwasher, 3/8"
39	134858	1	Grommet
40	237298	1	Wire Assembly, 26" Long
41	237299	1	Wire Assembly, 4 1/2" Long, #10 AWG, Black (Includes 2 of Ref. #42)
42	46432	2	Ring Terminal
43	188181	1	Tail Light (Includes Refs. 43A and 43B) 2 84821 Machine Screw, Truss Head, #10 x 1/2" 2 80684 Lockwasher, #10 2 87304 Hex Nut, #10
43A	214045	1	Bulb
43B	214046	1	Lens (Red)
44	241105	1	Support Weld Assembly
45	237034	1	Angle 1 88481 Carriage Bolt, 3/8" x 1" 2 88206 Cap Screw, Hex Head, 3/8" x 1" 6 80702 Plain Washer, 3/8" 3 80680 Lockwasher, 3/8" 3 84944 Hex Nut, 3/8"
46	579195	1	Wire Harness Assembly -- Includes Ref. 48 and 49
47	239859	8	Clamp, 3/4" Dia.
	237980	6	Clamp, 7/16" Dia.
	237910	1	Clamp, 5/16" Dia. AR 88573 Cap Screw, Hex Head, 1/4" x 3/4" AR 87361 Plain Washer, 1/4" AR 80682 Lockwasher, 1/4" AR 84942 Hex Nut, 1/4"
48	579216	1	Connector Repair Kit
49	289783	1	Connector Body
50	575943	2	Terminal

AR - As Required

NOTES

AUGER, AUGER SHIELDING AND DRIVE GROUP



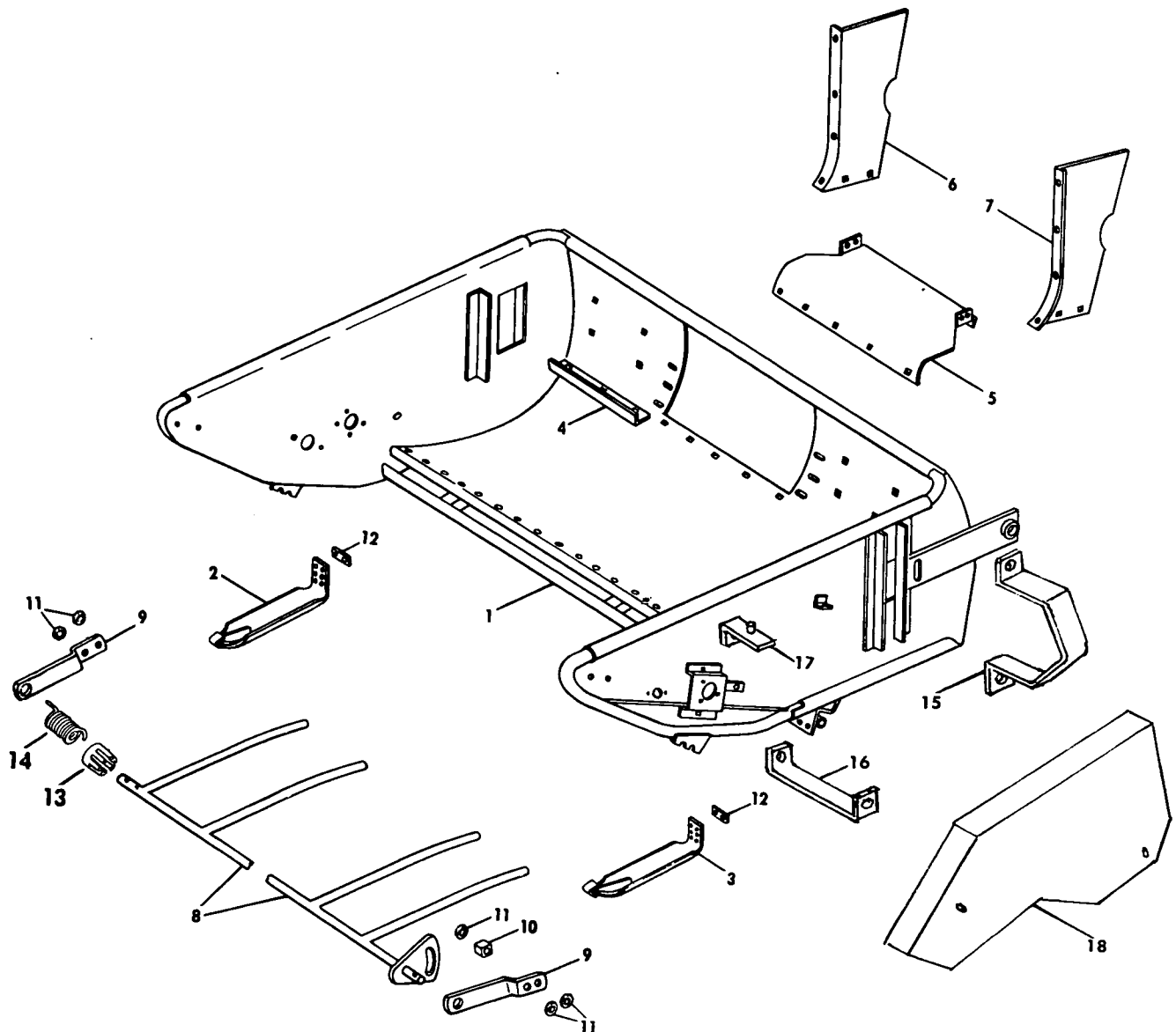
Ref. No.	Part No.	No. Used	Description
1	195996	1	Auger Housing Weld Assembly
			4 87596 Bolt, Round Head, Short Square Neck, 3/8" x 3/4"
			4 87686 Bolt, Round Head, Short Square Neck, 3/8" x 1"
			2 88434 Cap Screw, Hex Head, 3/8" x 3/4"
			1 88206 Cap Screw, Hex Head, 3/8" x 1"
			7 87872 Cap Screw, Hex Head, 5/16" x 3/4", Grade 5
			3 80702 Plain Washer, 3/8"
			7 80664 Plain Washer, 5/16"
			11 80680 Lockwasher, 3/8"
			7 80681 Lockwasher, 5/16"
			11 84944 Hex Nut, 3/8"
			7 84943 Hex Nut, 5/16"
2	285529	1	Front Sheet ---Replaces 195989
			4 88434 Cap Screw, Hex Head, 3/8" x 3/4"
			3 87686 Bolt, Round Head, Short Square Neck, 3/8" x 1"
			3 80702 Plain Washer, 3/8"
			3 50579 Washer, Special
			7 80680 Lockwasher, 3/8"
			7 84944 Hex Nut, 3/8"
			CONTINUE

AUGER, AUGER SHIELDING AND DRIVE GROUP (CONTINUED)

Ref. No.	Part No.	No. Used	Description
3	215221	1	Strip 3 87872 Cap Screw, Hex Head, 5/16" x 3/4", Grade 5 3 80664 Plain Washer, 5/16" 3 80681 Lockwasher, 5/16" 3 84943 Hex Nut, 5/16"
4	195990	1	Cover
5	202609	1	Baffle (Optional) 8 87255 Machine Screw, Truss Head, 5/16" x 5/8" 8 87362 Plain Washer, 5/16" 8 80681 Lockwasher, 5/16" 8 84943 Hex Nut, 5/16"
6	189400	2	Rod
7	183584	6	Hinge 12 87872 Cap Screw, Hex Head, 5/16" x 3/4" Grade 5 12 87362 Plain Washer, 5/16" 12 80681 Lockwasher, 5/16" 12 84943 Hex Nut, 5/16"
8	58943	1	Fastener 2 84821 Machine Screw, Truss Head, #10 x 1/2" 2 80684 Lockwasher, #10 2 87304 Hex Nut, #10
9	181292	1	Bracket 1 88434 Cap Screw, Hex Head, 3/8" x 3/4" 1 80680 Lockwasher, 3/8"
10	714551	1	Shield Weld Assembly ---Replaces 196353
11	103243	2	Idler Sprocket, 18 Tooth
12	141325	2	Hub
13	225696	1	Brace
14	87500	2	Cap Screw, Hex Head, 5/8" x 4 1/2" 5 80299 Washer, Plain, 5/8" 2 84947 Hex Nut, 5/8" 4 84971 Hex Jam Nut, 5/8"
15	87670	1	Cap Screw, Hex Head, 1/2" x 1 1/4" 1 80679 Lockwasher, 1/2"
16	25939	1	Special Washer
17	164995	1	Special Washer
18	215442	1	Hub and Sleeve Weld Assembly
19	46520	1	Shear Bolt and Nut
20	179965	1	Sprocket Weld Assembly w/Ref. #21 Bushing 1 87414 Grease Fitting, 1/4"-28, Straight, Self-Tapping
21	122956	1	Bushing
22	38767	2	Collar
23	38766	2	Ball Bearing
24	43048	2	Flange
25	245743	2	Shield and Bearing Support ---Replaces 46913 2 87414 Grease Fitting, 1/4"-28, Straight, Self-Tapping 6 88434 Cap Screw, Hex Head, 3/8" x 3/4" 6 80680 Lockwasher, 3/8" 6 84944 Hex Nut, 3/8"
26	13392	1	Drive Chain Assembly, RC 40, 136 Pitches ---Replaces 196032, 228411 AR 25195 Connecting Link AR 25815 Offset Link AR 25804 Regular Link
27	181172	1	Auger Weld Assembly
28	224685	1	Plate 6 84896 Machine Screw, Truss Head, 5/16" x 3/4" 12 87362 Plain Washer, 5/16" 6 80681 Lockwasher, 5/16" 6 84943 Hex Nut, 5/16"

AR - As Required

MODEL 717W PICK-UP
MAIN FRAME GROUP



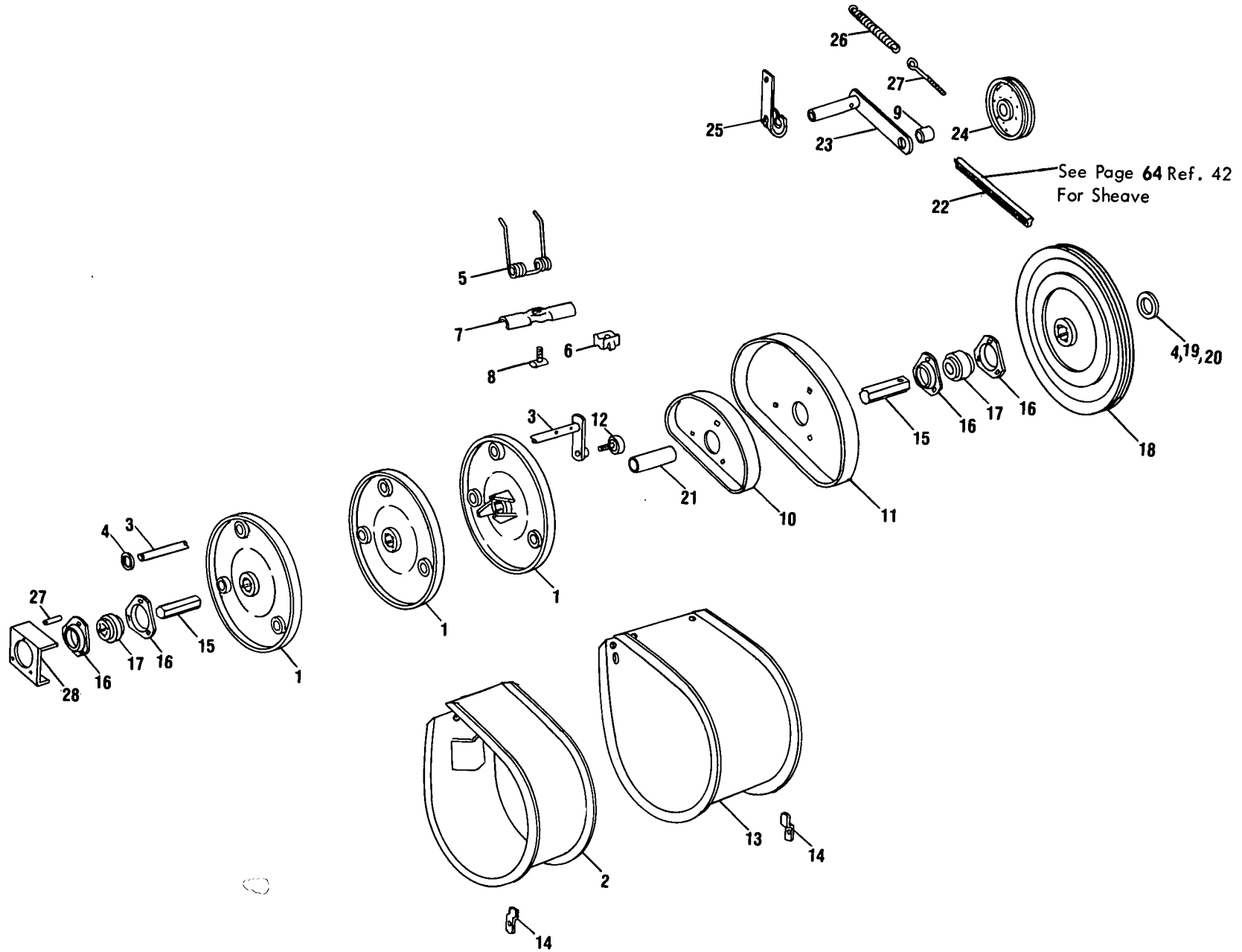
Ref. No.	Part No.	No. Used	Description
1	286309	1	Main Frame Weld Assembly ---Replaces 134535
2	121085	1	Shoe Weld Assembly, Right
			2 88011 Cap Screw, 3/8" x 1 1/4"
			2 80680 Lockwasher, 3/8"
			2 84944 Nut, 3/8"
3	121082	1	Shoe Weld Assembly, Left
			2 88011 Cap Screw, 3/8" x 1 1/4"
			2 80680 Lockwasher, 3/8"
			2 84944 Nut, 3/8"
4	131375	2	Auger Stripper Angle
			5 87596 Bolt, Short Square Neck, 3/8" x 3/4"
			5 80680 Lockwasher, 3/8"
			5 84944 Nut, 3/8"
5	122633	1	Bottom Sheet
			5 88197 Bolt, Short Square Neck, 5/16" x 5/8"
			5 80681 Lockwasher, 5/16"
			5 84943 Nut, 5/16"

MODEL 717W PICK-UP
 MAIN FRAME GROUP (CONTINUED)

Ref. No.	Part No.	No. Used	Description
6	122632	1	Side Sheet, Right 1 88682 Carriage Bolt, 3/8" x 1" 3 87101 Machine Screw, Truss Head, 3/8" x 3/4" 2 88197 Bolt, Short Square Neck, 5/16" x 5/8" 2 80681 Lockwasher, 5/16" 2 84943 Nut, 5/16" 4 80702 Plain Washer, 3/8" 4 80680 Lockwasher, 3/8" 4 84944 Nut, 3/8"
7	131374	1	Side Sheet, Left 4 87101 Machine Screw, Truss Head, 3/8" x 3/4" 2 88197 Bolt, Short Square Neck, 5/16" x 5/8" 2 80681 Lockwasher, 5/16" 2 84943 Nut, 5/16" 4 80702 Plain Washer, 3/8" 4 80680 Lockwasher, 3/8" 4 84944 Nut, 3/8"
8	134531	1	Windguard Weld Assembly 2 80734 Cotter Pin, 1/4" x 1 3/4"
9	37744	2	Windguard Bracket 4 88206 Cap Screw, 3/8" x 1" 4 80680 Lockwasher, 3/8" 4 84944 Nut, 3/8"
10	44612	1	Spacer Block 1 88011 Cap Screw, 3/8" x 1 1/4" 1 80680 Lockwasher, 3/8" 1 84944 Nut, 3/8"
11	34187	5	Washer, 13/32" I.D. x 1" O.D. x .105"
12	52387	2	Shoe Pad
13	28185	1	Spring Holder 1 80159 Cotter Pin, 1/4" x 2"
14	28285	1	Spring
15	*706982	1	Bracket Weld Assembly 2 88682 Carriage Bolt, 3/8" x 1" 2 80702 Plain Washer, 3/8" 2 80680 Lockwasher, 3/8" 2 84944 Hex Nut, 3/8"
16	*706978	1	Bracket Weld Assembly 1 80702 Plain Washer, 3/8" 1 80680 Lockwasher, 3/8" 1 84944 Hex Nut, 3/8"
17	*706979	1	Bracket Weld Assembly 2 88682 Carriage Bolt, 3/8" x 1" 2 80702 Plain Washer, 3/8" 2 80680 Lockwasher, 3/8" 2 84944 Hex Nut, 3/8"
18	*706984	1	Shield Weld Assembly 2 88206 Cap Screw, Hex Head, 3/8" x 1" 2 80702 Plain Washer, 3/8" 2 80680 Lockwasher, 3/8"

* Used on and above Serial No. 256025

MODEL 717W PICK-UP
PICK-UP AND PICK-UP DRIVE GROUP



MODEL 717W PICK-UP
PICK-UP AND PICK-UP DRIVE GROUP

Ref. No.	Part No.	No. Used	Description
1	134532	3	Disc Weld Assembly 6 88019 Set Screw, Square Head, Cup Point, 5/16" x 3/4" 6 84968 Jam Nut, 5/16"
2	224178	20	Pick-up Guard Weld Assembly - On and below Serial No. 231785
	134526	20	Pick-up Guard Weld Assembly - On and above Serial No. 231786 80 87887 Self-Tapping Screw, 5/16" x 3/4"
3	134523	3	Tooth Pipe Weld Assembly 6 80754 Cotter Pin, 3/16" x 1 1/2"
4	00674	AR	Washer
5	131673	30	Pick-up Finger
6	136137	30	Tooth Spacer
7	134921	30	Pick-up Tooth Bracket
8	130891	30	Pick-up Finger Bolt 30 87382 Locknut, 5/16"
9	87364	5	Washer, 1/2"
10	136735	1	Cam, Inner 3 87686 Bolt, Short Square Neck, 3/8" x 1" 3 80680 Lockwasher, 3/8" 3 84944 Hex Nut, 3/8"
11	136736	1	Cam, Outer
12	249062	3	Cam Follower Bearing ---Replaces 122697 3 129987 Lock Nut, 1/2" UNF 6 87364 Plain Washer, 1/2"
13	127361	1	Pick-up Guard Weld Assembly 4 87887 Self-Tapping Screw, 5/16" x 3/4"
14	40662	4	Bracket 4 84909 Machine Screw, Truss Head, 1/4" x 3/4" 2 87361 Plain Washer, 1/4" 4 80682 Lockwasher, 1/4" 4 84942 Hex Nut, 1/4"
15	134524	1	Pick-up Shaft 2 80738 Cotter Pin, 3/16" x 1 1/4"
16	43056	4	Bearing Flange 3 87872 Cap Screw, 5/16" x 3/4", Grade 5 3 88245 Carriage Bolt, 5/16" x 2" 9 80681 Lockwasher, 5/16" 9 84943 Hex Nut, 5/16"
17	50775	2	Ball Bearing, Hex Bore
18	126020	1	Sheave Weld Assembly
19	00672	AR	Space Washer
20	00673	AR	Space Washer
21	126289	1	Shaft Spacer
22	63804	1	Pick-up Drive "V" Belt
23	129630	1	Idler Arm Weld Assembly 1 80738 Cotter Pin, 3/16" x 1 1/4"
24	126027	1	Belt Idler 1 87974 Cap Screw, 1/2" x 2 3/4" 1 80679 Lockwasher, 1/2" 1 84946 Nut, 1/2"
25	65939	1	Clamp 1 87588 Bolt, Short Square Neck, 3/8" x 2" 1 80702 Plain Washer, 3/8" 1 80680 Lockwasher, 3/8" 1 84944 Nut, 3/8"
26	34490	1	Belt Tension Spring, 5" Free Length
27	36835	1	Spring Eye Bolt 2 84944 Hex Nut, 3/8"

AR - As Required

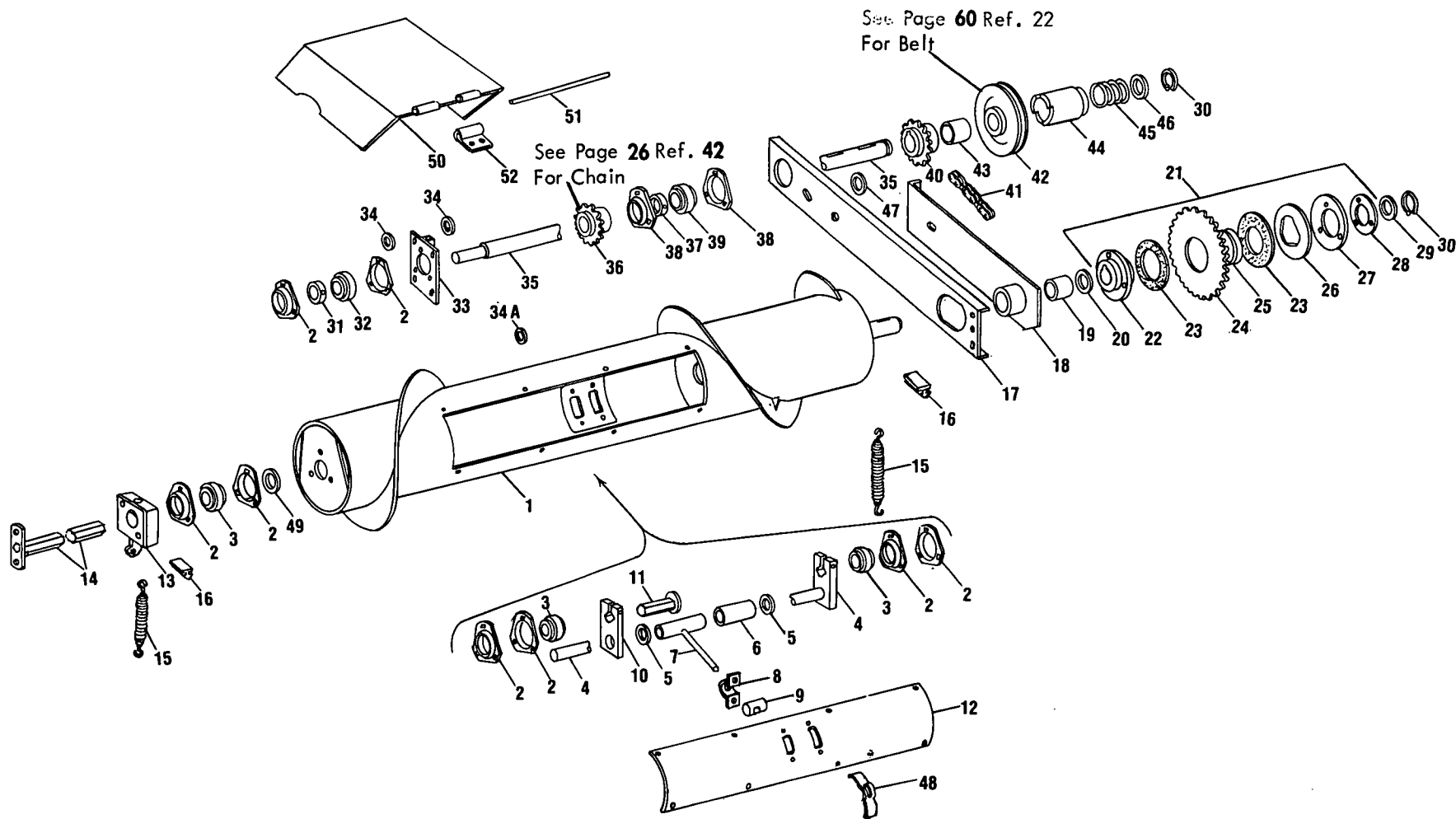
CONTINUE

MODEL 717W PICK-UP
PICK-UP AND PICK-UP DRIVE GROUP (CONTINUED)

Ref. No.	Part No.	No. Used	Description
28	27695	3	Spacer
29	709716	1	Cover

NOTES

MODEL 717W PICK-UP
AUGER AND AUGER DRIVE GROUP



MODEL 717W PICK-UP
AUGER AND AUGER DRIVE GROUP

Ref. No.	Part No.	No. Used	Description
1	708988	1	Auger Weld Assembly ---Replaces 122998
2	43056	8	Bearing Flange 12 87872 Cap Screw, 5/16" x 3/4", Grade 5 9 80681 Lockwasher, 5/16"
3	50775	3	Ball Bearing with Hex Bore
4	128441	1	Shaft Weld Assembly 1 88436 Cap Screw, 3/8" x 2", Grade 5 1 84040 Hex Locknut, 3/8"
5	87366	2	Plain Washer, 7/8"
6	245221	8	Finger Bushing
7	*128443	8	Finger Weld Assembly w/Bushing #245221, 8 13/32" Length
	**709381	8	Finger Weld Assembly w/Bushing #245221, 8 7/32" Length
8	*128467	8	Finger Strap
9	*128460	8	Finger Bearing Block
10	128438	1	Shaft Block 1 88428 Cap Screw, 3/8" x 1 3/4", Grade 5 1 88546 Cap Screw, 3/8" x 2 1/4", Grade 5 2 84040 Hex Locknut, 3/8"
11	121105	1	Shaft Weld Assembly
12	*128446	1	Cover Weld Assembly
	**702259	1	Cover Weld Assembly 8 87872 Hex Head, Cap Screw, 5/16" x 3/4", Grade 5 8 88592 Nut Retainer, Speed Grip w/Square Nut, 5/16"
13	143787	1	Bearing Block Guide
14	132164	1	Shaft Weld Assembly 1 87402 Cotter Pin, 1/4" x 1 1/4" 2 88434 Cap Screw, 3/8" x 3/4" 2 80680 Lockwasher, 3/8"
15	43295	2	Auger Holddown Spring
16	216328	2	Bumper ---Replaces 138140
17	122616	1	Channel Weld Assembly 1 80982 Set Screw, Square Head, Cup Point, 3/8" x 1 3/4" 1 84969 Jam Nut, 3/8" 1 88434 Cap Screw, 3/8" x 3/4" 1 88206 Hex Head, Cap Screw, 3/8" x 1" 2 80702 Plain Washer, 3/8" 2 84040 Locknut, 3/8" 1 87909 Cap Screw, 1/2" x 1" 1 84236 Locknut, 1/2"
18	122617	1	Bearing Bracket with Bushings 27639 1 87414 Grease Fitting, 1/4"-28 1 88434 Cap Screw, 3/8" x 3/4" 1 80702 Plain Washer, 3/8" 1 80680 Lockwasher, 3/8"
19	27639	2	Bearing Bracket Bushing
20	27696	AR	Space Washer, 1 9/32" I.D. x 2" O.D. x .060"
21	122619	1	Clutch Assembly (Includes Ref. 22 thru 28) 1 87053 Woodruff Key, #127, 1/4" x 2 1/8"
22	122672	1	Clutch Hub
23	127434	2	Friction Disc
24	49842	1	Sprocket with Ref. 25 Bushing, #RC 50, 33T
25	49686	1	Sprocket Bushing
26	49683	1	Clutch Plate

AR - As Required

+ NOTE: Check Tap on 122672 before replacing Hardware

* Used on and below Serial No. 256024.

** Used on and above Serial No. 256025

If Auger has been replaced by 708988 then use
above Serial Number parts.

CONTINUE

MODEL 717W PICK-UP
AUGER AND AUGER DRIVE GROUP (CONTINUED)

Ref. No.	Part No.	No. Used	Description
27	121092	1	Spring Washer
28	126287	1	Clutch Washer
			+3 87542 Cap Screw, 3/8" (NF) x 1 1/4", Grade 5
			or
			+3 88011 Cap Screw, 3/8" (NC) x 1 1/4", Grade 5
29	48360	AR	Space Washer, 1 1/4" I.D. x 1 9/16" O.D. x .060"
30	40974	2	Retaining Ring
31	38260	1	Bearing Collar
32	574844	1	Ball Bearing ---Replaces 38261
33	122614	1	Bracket Weld Assembly
			1 80982 Set Screw, Square Head, Cup Point, 3/8" x 1 3/4"
			1 84969 Jam Nut, 3/8"
			4 88206 Cap Screw, 3/8" x 1"
			4 80680 Lockwasher, 3/8"
34	29962	8	Plain Washer, 1 1/8" O.D. x 1/8" Thick
34A	48604	4	Spacer, 13/16" O.D. x 13/64" Long
35	122624	1	Drive Shaft, 22 7/8" Long
36	40309	1	Sprocket Weld Assembly
			1 80391 Set Screw, Square Head, Cup Point, 3/8" x 3/4"
			1 84969 Jam Nut, 3/8"
			1 84241 Woodruff Key, 5/16" x 1 1/4"
37	38767	1	Bearing Collar
38	43048	2	Bearing Flange
			3 87280 Cap Screw, 3/8" x 5/8"
			3 80680 Lockwasher, 3/8"
39	38766	1	Ball Bearing
40	49640	1	Auger Drive Sprocket, #RC50, 15T
			1 87598 Set Screw, Square Head, Cone Point, 3/8" x 1"
			1 84969 Jam Nut, 3/8"
			1 84361 Woodruff Key, 1/4" x 1 1/4"
41	13796	1	Auger Drive Chain #RC 50, 71 Pitches
			AR 25805 Roller Link, #RC 50
			AR 25194 Coupler Link, #RC 50
			AR 25816 Offset Link, #RC 50
42	122615	1	Sheave Clutch with Ref. 43 Bushing
43	44776	1	Sheave Bushing
44	122625	1	Clutch
			1 87414 Grease Fitting, 1/4"-28, Straight
			1 46166 Special Woodruff Hypro Key
45	33486	1	Clutch Spring
46	00675	1	Washer, 1 17/64" I.D. x 2 1/4" O.D. x .060"
47	124150	1	Washer, 17/32" I.D. x 1 1/2" O.D. x .135" Thick
48	*136142	8	Finger Strap
	**265588	8	Finger Guide
			16 87872 Hex Head, Cap Screw, 5/16" x 3/4"
			16 *88592 Nut Retainer, Speed Grip w./Square Nut, 5/16"
			16 **87382 Hex Locknut, 5/16"
49	27317	AR	Washer, 20 Gauge
	27318	AR	Washer, 16 Gauge
50	**712612	1	Shield Weld Assembly (Includes Ref. Nos. 51 and 52)
			1 80701 Plain Washer, 1/4"
			1 84878 Wing Nut, 1/4"
51	**N.S.S.	1	Hinge Pin
52	**N.S.S.	1	Hinge
			2 87255 Machine Screw, Truss Head, 5/16" x 5/8"
			2 80681 Lockwasher, 5/16"
			2 84943 Hex Nut, 5/16"

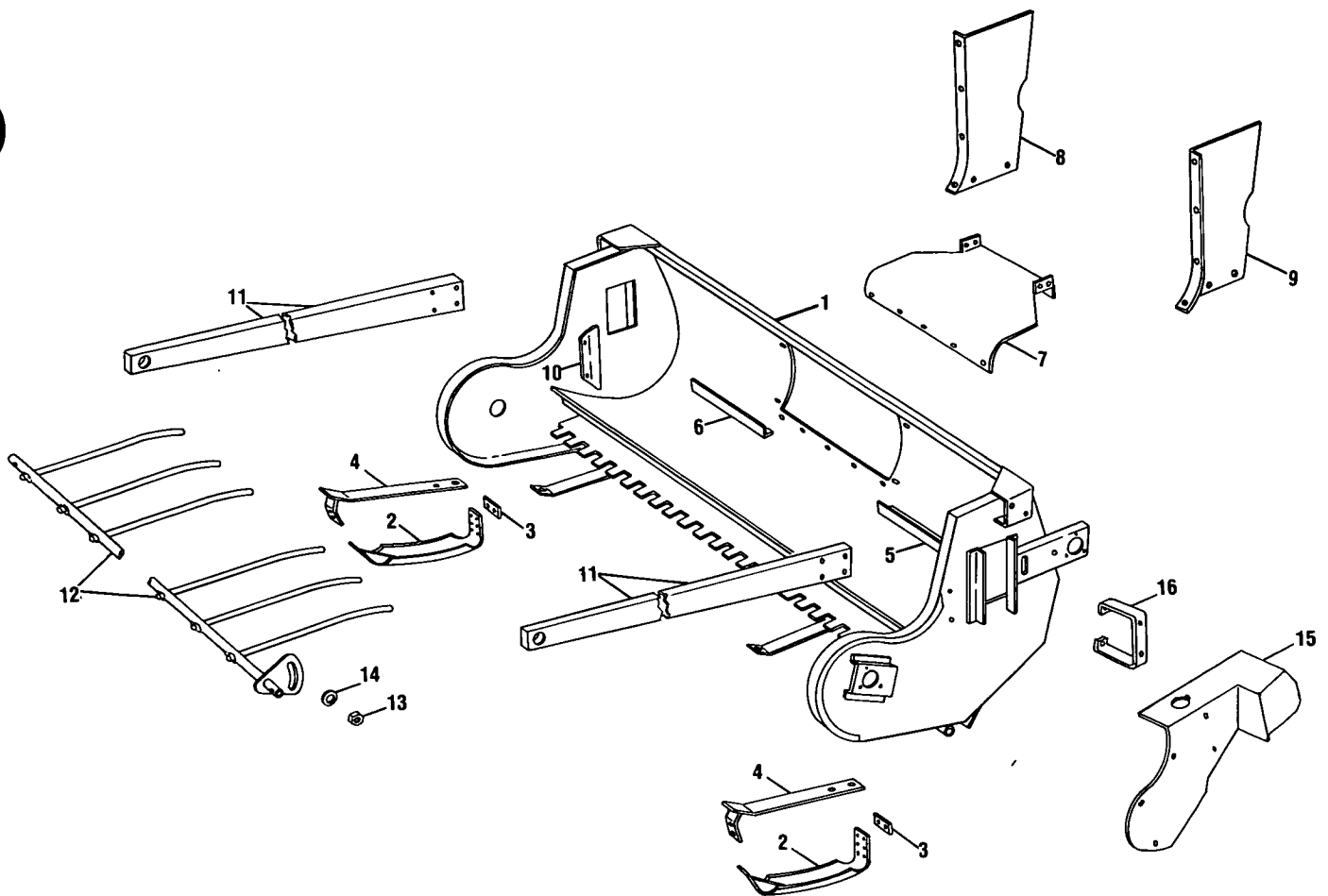
N.S.S. - Not Serviced Separately

AR-As Required

66 *Used on and below Serial No. 256024. If Auger has been replaced by 708988 then use

**Used on and above Serial No. 256025. above Serial Number Parts.

MODEL 770W PICK-UP
MAIN FRAME GROUP



Ref. No.	Part No.	No. Used	Description
1	286310	1	Main Frame Weld Assembly ---Replaces 227022, 262874
2	225508	2	Shoe Weld Assembly
		2	87670 Cap Screw, Hex Head, 1/2" x 1 1/4"
		4	88011 Cap Screw, Hex Head, 3/8" x 1 1/4"
		4	80680 Lockwasher, 3/8"
		4	84944 Hex Nut, 3/8"
		2	84236 Hex Locknut, 1/2"
3	52387	2	Pad
4	224165	2	Strap Weld Assembly
		4	87887 Screw, Self-Tapping, Hex Head, 5/16" x 3/4"
		2	88044 Cap Screw, Hex Head, 3/8" x 1 1/2"
		4	80681 Lockwasher, 5/16"
		2	80680 Lockwasher, 3/8"
		2	84944 Hex Nut, 3/8"
5	131375	1	Auger Stripper Angle, Left
		2	84867 Carriage Bolt, 3/8" x 3/4"
		2	80680 Lockwasher, 3/8"
		2	84944 Hex Nut, 3/8"
6	214620	1	Auger Stripper Angle, Right
		2	84867 Carriage Bolt, 3/8" x 3/4"
		2	80680 Lockwasher, 3/8"
		2	84944 Hex Nut, 3/8"

CONTINUE

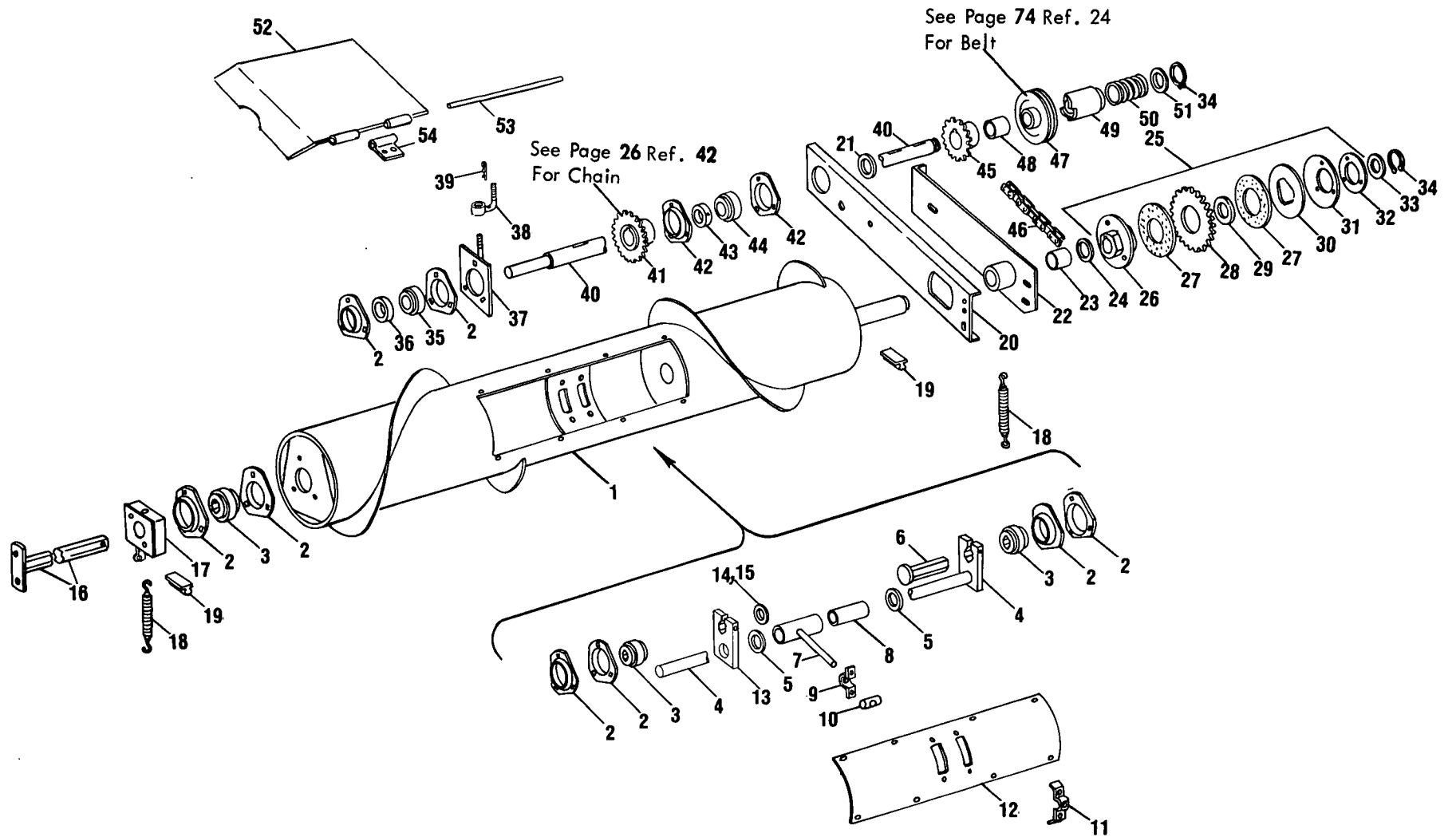
MODEL 770W PICK-UP
MAIN FRAME GROUP (CONTINUED)

Ref. No.	Part No.	No. Used	Description
7	122633	1	Sheet, Bottom 9 87639 Bolt, Round Head, Short Square Neck, 5/16" x 3/4" 9 80681 Lockwasher, 5/16" 9 84943 Hex Nut, 5/16"
8	122632	1	Side Sheet, Right 4 84867 Carriage Bolt, 3/8" x 3/4" 1 88682 Carriage Bolt, 3/8" x 1" 1 80702 Plain Washer, 3/8" 5 80680 Lockwasher, 3/8" 5 84944 Hex Nut, 3/8"
9	131374	1	Side Sheet, Left 4 84867 Carriage Bolt, 3/8" x 3/4" 1 88682 Carriage Bolt, 3/8" x 1" 1 80702 Plain Washer, 3/8" 5 80680 Lockwasher, 3/8" 5 84944 Hex Nut, 3/8"
10	226167	2	Deflector 4 87872 Cap Screw, Hex Head, 5/16" x 3/4", Grade 5 4 80681 Lockwasher, 5/16" 4 84943 Hex Nut, 5/16"
11	224177	2	Arm Weld Assembly 2 88434 Cap Screw, Hex Head, 3/8" x 3/4" 4 88546 Cap Screw, Hex Head, 3/8" x 2 1/4" 2 80680 Lockwasher, 3/8" 4 84040 Hex Locknut, 3/8"
12	219790	1	Windguard Weld Assembly 3 80734 Cotter Pin, 1/4" x 1 3/4"
13	44612	2	Spacer 2 88011 Cap Screw, Hex Head, 3/8" x 1 1/4" 2 80680 Lockwasher, 3/8" 2 84944 Hex Nut, 3/8"
14	34187	2	Washer, Special
15	*705789	1	Shield Weld Assembly 5 88573 Cap Screw, Hex Head, 1/4" x 3/4" 5 80682 Lockwasher, 1/4" 5 84942 Hex Nut, 1/4"
16	*705787	1	Bracket Weld Assembly 2 88464 Carriage Bolt, 3/8" x 3/4" 2 80680 Lockwasher, 3/8" 2 84944 Hex Nut, 3/8"

* Used on and above Serial No. 298919

NOTES

MODEL 770W PICK-UP
AUGER AND AUGER DRIVE GROUP



MODEL 770W PICK-UP
AUGER AND AUGER DRIVE GROUP

Ref. No.	Part No.	No. Used	Description
1	709003	1	Auger Weld Assembly ----Replaces 214507
2	43056	8	Bearing Flange 3 87639 Bolt, Round Head, Short Square Neck, 5/16" x 3/4" 9 87872 Cap Screw, Hex Head, 5/16" x 3/4", Grade 5 9 80681 Lockwasher, 5/16" 3 84943 Hex Nut, 5/16"
3	50775	3	Bearing, Hex Bore
4	128441	1	Shaft Weld Assembly 1 88436 Cap Screw, Hex Head, 3/8" x 2" 1 84040 Hex Locknut, 3/8"
5	87366	2	Plain Washer, 7/8"
6	121105	1	Shaft Weld Assembly
7	*128443	8	Finger Weld Assembly, 8 13/32" Length (Includes Ref. #8 Bushing)
	**709381	8	Finger Weld Assembly, 8 7/32" Length (Includes Ref. #8 Bushing)
8	245221	8	Bushing
9	*128467	8	Strap
10	*128460	8	Bearing Block
11	*136142	8	Strap
	**265588	8	Finger Guide 16 87872 Cap Screw, Hex Head, 5/16" x 3/4", Grade 5 16 *88592 Nut, Retainer, 5/16" 16 **87382 Hex Locknut, 5/16"
12	*128446	1	Cover Weld Assembly
	**702259	1	Cover Weld Assembly 8 87872 Cap Screw, Hex Head, 5/16" x 3/4", Grade 5 8 88592 Nut, Retainer, 5/16"
13	128438	1	Block 1 88428 Cap Screw, Hex Head, 3/8" x 1 3/4" 1 88546 Cap Screw, Hex Head, 3/8" x 2 1/4" 2 84040 Hex Locknut, 3/8"
14	27317	AR	Washer, Spacer, 20 Gauge
15	27318	AR	Washer, Spacer, 16 Gauge
16	214510	1	Shaft Weld Assembly 1 87402 Cotter Pin, 1/4" x 1 1/4" 2 88434 Cap Screw, Hex Head, 3/8" x 3/4" 2 80680 Lockwasher, 3/8"
17	143787	1	Bearing Block Guide
18	43295	2	Spring, Auger Holddown
19	216328	2	Bumper
20	122616	1	Channel Weld Assembly 1 80982 Set Screw, Square Head, 3/8" x 1 3/4", Cup Point 1 84969 Hex Jam Nut, 3/8"
21	124150	1	Washer, Special 1 87909 Cap Screw, Hex Head, 1/2" x 1" 1 84236 Hex Locknut, 1/2"
22	122617	1	Bearing Bracket Weld Assembly (Includes Ref. #23 Bushing) 1 87659 Grease Fitting, 1/4"-28, 45°, Self-Tapping 2 88434 Cap Screw, Hex Head, 3/8" x 3/4" 1 88206 Cap Screw, Hex Head, 3/8" x 1" 3 80702 Plain Washer, 3/8" 1 80680 Lockwasher, 3/8" 2 84040 Hex Locknut, 3/8"
23	27639	2	Bushing
24	27696	AR	Washer, Spacer

* Used on and below Serial No. 298916 if Auger has been replaced by 709003.
** Used on and above Serial No. 298919 use above Serial Number Parts.

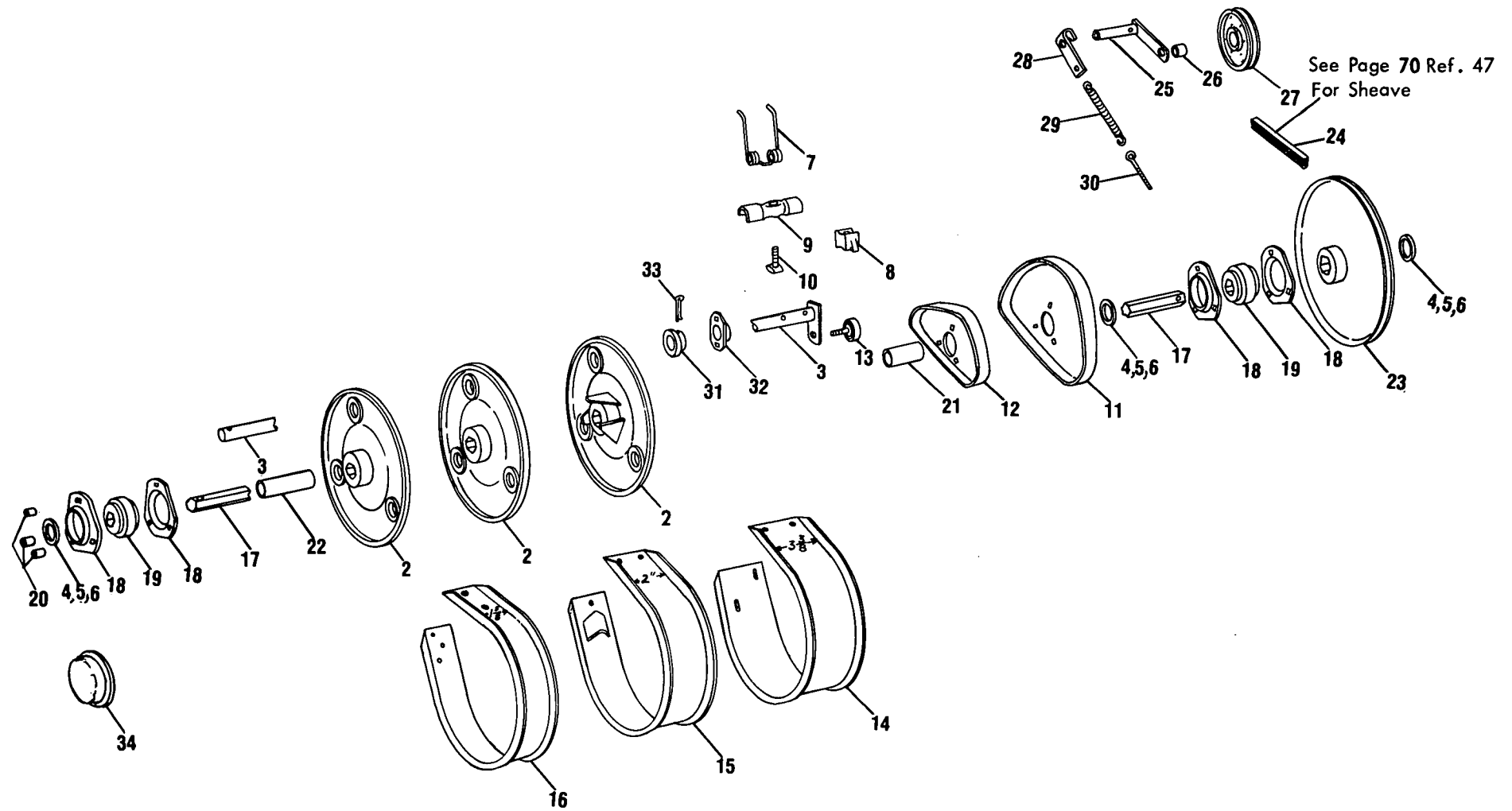
CONTINUE

MODEL 770W PICK-UP
AUGER AND AUGER DRIVE GROUP (CONTINUED)

Ref. No.	Part No.	No. Used	Description
25	122619	1	Slip Clutch Assembly (Includes Ref. Nos. 26 thru 32) 1 87053 Woodruff Key, #127, 1/4" x 2 1/8"
26	122672	1	Clutch Hub
27	127434	2	Friction Disc
28	49842	1	Sprocket, 33 Teeth, #RC 50 (Includes Ref. #29 Bushing)
29	49686	1	Bushing
30	49683	1	Clutch Plate
31	121092	1	Spring Washer
32	126287	1	Washer, Special 3 88011 Cap Screw, Hex Head, 3/8" x 1 1/4"
33	48360	AR	Washer, Special
34	40974	2	Retaining Ring
35	574844	1	Bearing ---Replaces 38261
36	38260	1	Collar
37	710696	1	Bearing Plate Weld Assembly ---Replaces 197840
38	710694	1	Handle Weld Assembly ---Replaces 197837
39	37851	1	Hairpin Cotter
40	122624	1	Shaft
41	225506	1	Sprocket and Hub Weld Assembly 1 84241 Woodruff Key, #D, 5/16" x 1 1/4" 1 80391 Set Screw, Square Head, 3/8" x 3/4", Cup Point 1 84969 Hex Jam Nut, 3/8"
42	43048	2	Bearing Flange 3 87280 Cap Screw, Hex Head, 3/8" x 5/8" 3 80680 Lockwasher, 3/8"
43	38767	1	Collar w/Set Screw 1 80429 Set Screw, Hex Socket, 5/16" x 5/16" Cup Point
44	38766	1	Bearing
45	225503	1	Sprocket and Hub Weld Assembly, 17 Teeth, RC 50 1 84361 Woodruff Key, #21, 1/4" x 1 1/4" 1 87598 Set Screw, Square Head, 3/8" x 1", Cup Point 1 84969 Hex Jam Nut, 3/8"
46	135266	1	Drive Chain Assembly, RC #50, 72 Pitches AR 25805 Roller Link, RC 50 AR 42472 Connector Link, RC 50 AR 25816 Offset Link, RC 50
47	122615	1	Sheave Clutch and Bearing Assembly (Includes Ref. #48 Bushing)
48	44776	1	Bushing
49	122625	1	Clutch 1 87414 Grease Fitting, 1/4"-28 Straight, Self-Tapping 1 46166 Key, Special, Woodruff Hypro
50	33486	1	Clutch Spring
51	00675	1	Washer, Special
52	**712612	1	Shield Weld Assembly ---Includes Ref. Nos.53 and 54 2 84467 Machine Screw, Truss Head, 1/4" x 1/2" 1 80701 Plain Washer, 1/4" 2 80682 Lockwasher, 1/4" 2 84942 Hex Nut, 1/4" 1 84878 Wing Nut, 1/4"
53	**N.S.S.	1	Hinge Pin
54	**N.S.S.	1	Hinge 2 87255 Machine Screw, Truss Head, 5/16" x 5/8" 2 80681 Lockwasher, 5/16" 2 84943 Hex Nut, 5/16"

** Used on and above Serial No. 298919
N.S.S. - Not Serviced Separately

NOTES

MODEL 770W PICK-UP
PICK-UP AND PICK-UP DRIVE GROUP

MODEL 770W PICK-UP
PICK-UP AND PICK-UP DRIVE GROUP

Ref. No.	Part No.	No. Used	Description
2	134532	3	Disc Weld Assembly ---Replaces 134533, 237048 6 88019 Set Screw, Square Head, 5/16" x 3/4", Cup Point 6 84968 Hex Jam Nut, 5/16"
3	219796	3	Tooth Pipe Weld Assembly
4	00672	AR	Washer, Spacer
5	00673	AR	Washer, Spacer
6	00674	AR	Washer, Spacer
7	131673	36	Pick-up Finger
8	136137	36	Spacer, Tooth
9	134921	36	Bracket, Pick-up Tooth
10	130891	36	Bolt 36 87382 Hex Locknut, 5/16"
11	136736	1	Cam, Outer ---Replaces 49796
12	136735	1	Cam, Inner ---Replaces 126028 3 87686 Bolt, Round Head, Short Square Neck, 3/8" x 1" 3 80680 Lockwasher, 3/8" 3 84944 Hex Nut, 3/8"
13	249062	3	Cam Follower ---Replaces 122697 3 129987 Locknut, 1/2" UNF 6 87364 Plain Washer, 1/2"
14	224182	1	Pick-up Guard, Left 2 87346 Screw, Self-Tapping, Hex Head, 5/16" x 1/2"
15	+224178	23	Guard Weld Assembly
	++134526	23	Guard 92 87346 Screw, Self-Tapping, Hex Head, 5/16" x 1/2" 46 80681 Lockwasher, 5/16"
16	225509	1	Pick-up Guard, Right 2 87346 Screw, Self-Tapping, Hex Head, 5/16" x 1/2"
17	*214525	1	Shaft - 71 13/16" Long
	**258961	1	Shaft - 73 3/8" Long -2 87398 Cotter Pin, 3/16" x 1 1/4"
18	43056	4	Bearing Flange 3 87872 Cap Screw, Hex Head, 5/16" x 3/4", Grade 5 3 88992 Bolt, Round Head, Short Square Neck, 5/16" x 1" 6 80681 Lockwasher, 5/16" 6 84943 Hex Nut, 5/16"
19	50775	2	Bearing, Hex Bore
20	*186808	3	Spacer, Bearing Flange
21	126289	1	Spacer, Shaft, Left
22	*517003	1	Spacer, Shaft, Right
	**189714	1	Spacer, Shaft, Right
23	225511	1	Sheave Weld Assembly
24	129696	1	"V" Belt
25	129630	1	Idler Arm Weld Assembly 1 87398 Cotter Pin, 3/16" x 1 1/4"
26	87364	5	Plain Washer, 1/2"
27	126027	1	Idler Assembly 1 87974 Cap Screw, Hex Head, 1/2" x 2 3/4" 1 80679 Lockwasher, 1/2" 1 84970 Hex Jam Nut, 1/2"

AR - As Required

* Used on and below Serial No. 216637

** Used on and above Serial No. 216638

+ Used on and below Serial No. 243346

++ Used on and above Serial No. 243347

CONTINUE

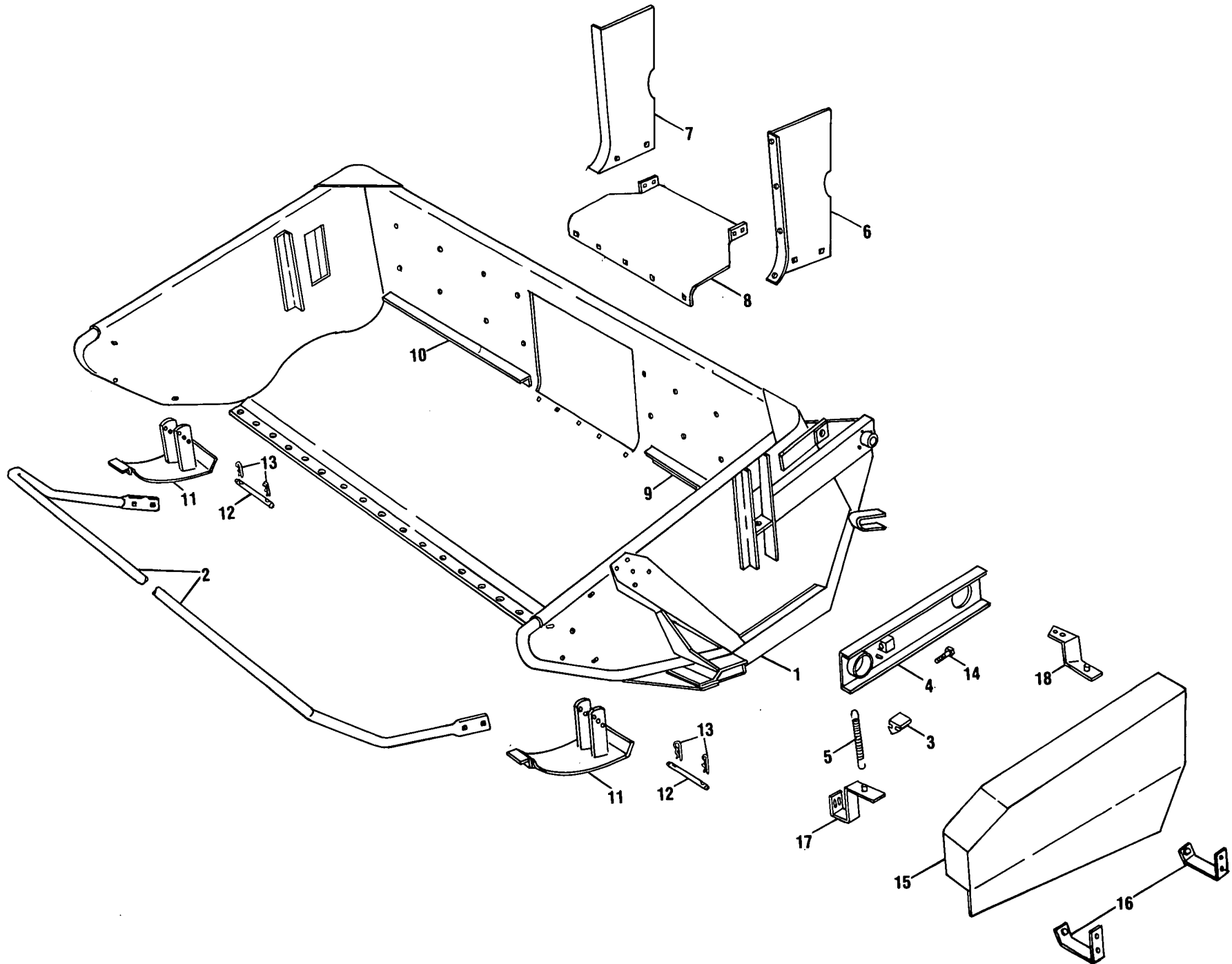
MODEL 770W PICK-UP
PICK-UP AND PICK-UP DRIVE GROUP (CONTINUED)

Ref. No.	Part No.	No. Used	Description
28	65939	1	Clamp 1 88241 Carriage Bolt, 3/8" x 2" 1 80702 Plain Washer, 3/8" 1 80680 Lockwasher, 3/8" 1 84944 Hex Nut, 3/8"
29	34490	1	Spring
30	36835	1	Eye Bolt 2 84944 Hex Nut, 3/8"
31	54770	3	Bearing
32	54695	3	Bearing Carrier 6 84867 Carriage Bolt, 3/8" x 3/4" 6 80680 Lockwasher, 3/8" 6 84944 Hex Nut, 3/8"
33	136521	3	Cotter Pin, Hardened
34	41894	1	Cap 3 87872 Cap Screw, Hex Head, 5/16" x 3/4" 3 80664 Plain Washer, 5/16" 3 80681 Lockwasher, 5/16"

NOTES

MODEL 717S SICKLE BAR
MAIN FRAME GUIDES, SHOES PUSH BAR AND GUARD GROUP

78



MODEL 717S SICKLE BAR
MAIN FRAME, GUIDES, SHOES, PUSH BAR AND GUARD GROUP

Ref. No.	Part No.	No. Used	Description
1	166126	1	Main Frame Weld Assembly
			1 87415 Grease Fitting, 1/4"-28, 90°, Self-Tapping
2	122630	1	Push Bar Weld Assembly
			4 87686 Bolt, Round Head, Short Square Neck, 3/8" x 1"
			4 80680 Lockwasher, 3/8"
			4 84944 Nut, 3/8"
3	216328	2	Bumper ---Replaces 138140
4	122616	1	Channel Weld Assembly
			1 87414 Grease Fitting, 1/4"-28, Straight, Self-Tapping
5	43295	1	Spring
6	131374	1	Crop Guide, L.H.
			4 84867 Carriage Bolt, 3/8" x 3/4"
			2 88197 Bolt, Round Head, Short Square Neck, 5/16" x 5/8"
			4 80702 Plain Washer, 3/8"
			4 80680 Lockwasher, 3/8"
			2 80681 Lockwasher, 5/16"
			4 84944 Nut, 3/8"
			2 84943 Nut, 5/16"
7	122632	1	Crop Guide, R.H.
			3 88682 Carriage Bolt, 3/8" x 1"
			2 88197 Bolt, Round Head, Short Square Neck, 5/16" x 5/8"
			3 84867 Carriage Bolt, 3/8" x 3/4"
			4 80702 Plain Washer, 3/8"
			4 80680 Lockwasher, 3/8"
			2 80681 Lockwasher, 5/16"
			4 84944 Nut, 3/8"
			2 84943 Nut, 5/16"
8	122633	1	Sheet
			5 88197 Bolt, Round Head, Short Square Neck, 5/16" x 5/8"
			5 80681 Lockwasher, 5/16"
			5 84943 Nut, 5/16"
9	131375	1	Stripper Angle
			3 87596 Bolt, Round Head, Short Square Neck, 3/8" x 3/4"
			3 80680 Lockwasher, 3/8"
			3 84944 Nut, 3/8"
10	122635	1	Stripper Angle
			3 87596 Bolt, Round Head, Short Square Neck, 3/8" x 3/4"
			3 80680 Lockwasher, 3/8"
			3 84944 Nut, 3/8"
11	121663	2	Shoe Weld Assembly
12	121766	2	Pin
13	37851	4	Hair Pin Cotter
14	80409	1	Set Screw, Square Head, Cup Point, 3/8" x 1/2"
			1 84969 Jam Nut, 3/8"
15	2 *706883	1	Shield Weld Assembly
			4 80701 Plain Washer, 1/4"
			4 84878 Wing Nut, 1/4"
16	*706878	2	Bracket Weld Assembly
			4 88682 Carriage Bolt, 3/8" x 1"
			4 80702 Plain Washer, 3/8"
			4 80680 Lockwasher, 3/8"
			4 84944 Hex Nut, 3/8"

* Used on and above Serial No. 287990

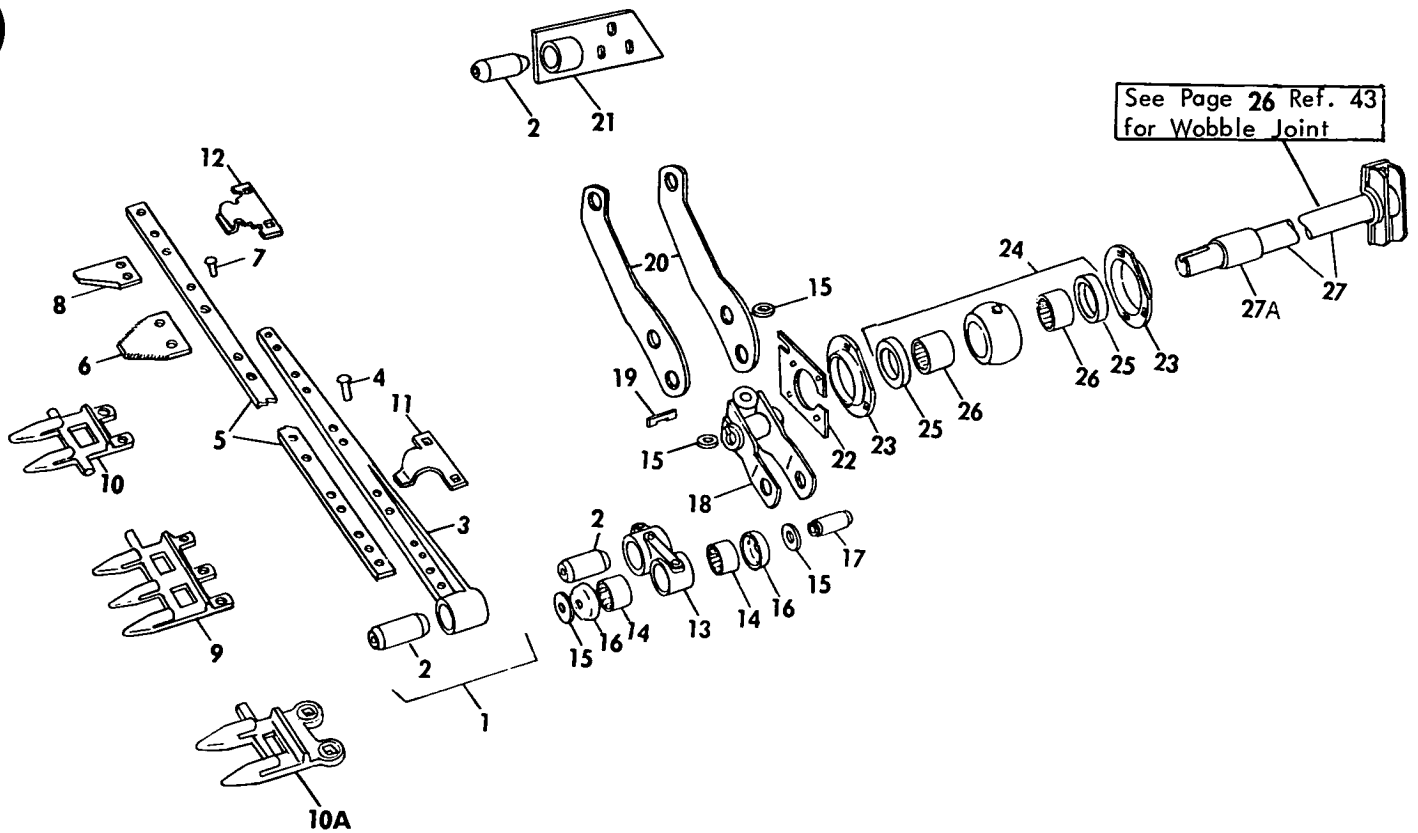
CONTINUE

MODEL 717S SICKLE BAR
 MAIN FRAME, GUIDES, SHOES, PUSH BAR AND GUARD GROUP (CONTINUED)

Ref. No.	Part No.	No. Used	Description
17	*708333	1	Bracket Weld Assembly
			2 88543 Cap Screw, Hex Head, 5/16" x 1"
			4 80664 Plain Washer, 5/16"
			2 80681 Lockwasher, 5/16"
			2 84943 Hex Nut, 5/16"
18	*706879	1	Bracket Weld Assembly
			2 88543 Cap Screw, Hex Head, 5/16" x 1"
			2 80681 Lockwasher, 5/16"
			2 84943 Hex Nut, 5/16"

* Used on and above Serial No. 287990

MODEL 7175 SICKLE BAR
 WOBBLE SHAFT AND KNIFE GROUP



Ref. No.	Part No.	No. Used	Description
1	166120	1	Underserrated Knife Assembly
	166088	1	Smooth Knife Assembly (For Service Only)
2	76417	3	Rubber Bushing
3	166119	1	Knife Head
4	65474	11	Rivet
5	N.S.S.	1	Knife Back
6	29875	24	Underserrated Knife Section
	26622	24	Smooth Knife Section
7	46436	41	Section Rivet
8	187216	1	Half Section
9	130712	1	Triple Guard Weld Assembly
			3 606656 Carriage Bolt, 7/16" x 1 1/4", Grade 5
			3 84945 Nut, 7/16"
10	65327	10	Sickle Guard
			10 606656 Carriage Bolt, 7/16" x 1 1/4", Grade 5
			10 84945 Nut, 7/16"
10A	237167	1	Sickle Guard ---Replaces 67356
			1 606656 Carriage Bolt, 7/16" x 1 1/4", Grade 5
			1 84945 Nut, 7/16"
11	67358	1	High Knife Clip
			2 606657 Carriage Bolt, 7/16" x 1 1/2"
			2 84945 Nut, 7/16"

N.S.S. - Not Serviced Separately

CONTINUE

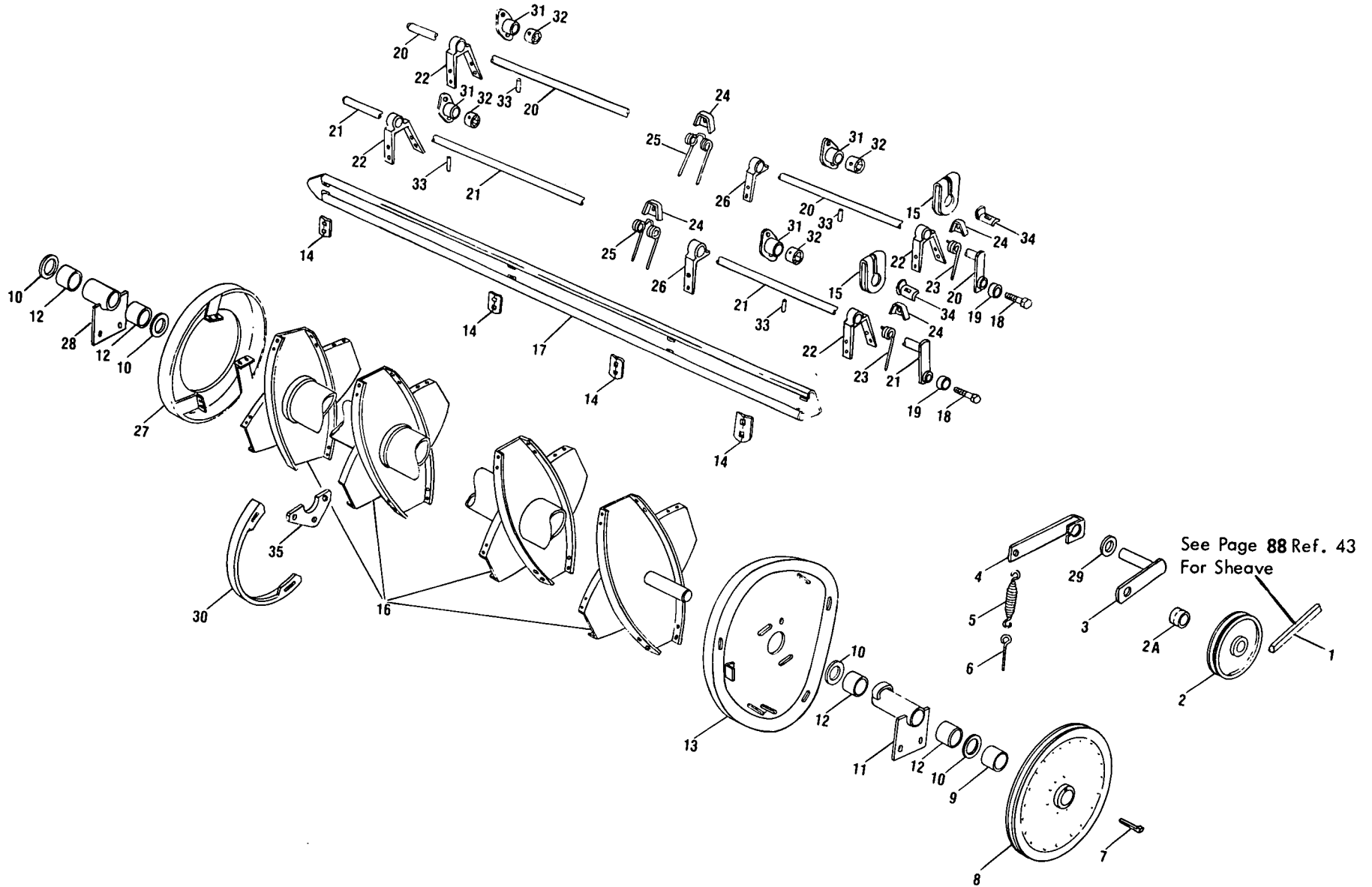
MODEL 717S SICKLE BAR
WOBBLE SHAFT AND KNIFE GROUP

Ref. No.	Part No.	No. Used	Description
12	67357	5	Low Knife Clip 10 606657 Carriage Bolt, 7/16" x 1 1/2" 10 84945 Nut, 7/16"
13	67188	1	Connecting Rod Assembly w/Bushing #76417, 2-66810 Bearing and Hardware 1 87415 Grease Fitting, 1/4"-28, 90°, Self-Tapping 1 88044 Cap Screw, Hex Head, 3/8" x 1 1/2" 1 80680 Lockwasher, 3/8" 1 84944 Hex Nut, 3/8"
14	66810	2	Needle Bearing
15	26312	4	Washer
16	63778	2	Shield
17	137707	1	Spacer 1 88043 Cap Screw, Hex Head, 1/2" x 3 1/4", Grade 5 1 80679 Lockwasher, 1/2" 1 84946 Hex Nut, 1/2"
18	135839	1	Link Weld Assembly 1 88207 Cap Screw, Hex Head, 1/2" x 3 3/4", Grade 5 1 80679 Lockwasher, 1/2" 1 84946 Hex Nut, 1/2"
19	87495	1	Key, Square, 5/16" x 2 1/2"
20	166117	2	Wobble Arm 3 88207 Cap Screw, Hex Head, 1/2" x 3 3/4", Grade 5 6 80700 Plain Washer, 1/2" 3 80679 Lockwasher, 1/2" 3 84946 Hex Nut, 1/2"
21	166109	1	Plate Weld Assembly w/Bushing, #76417 3 87689 Cap Screw, Hex Head, 1/2" x 1 1/2" 3 80700 Plain Washer, 1/2" 3 80679 Lockwasher, 1/2"
22	135877	1	Guide 1 88206 Cap Screw, Hex Head, 3/8" x 1" 1 80702 Plain Washer, 3/8" 1 80680 Lockwasher, 3/8" 1 84944 Nut, 3/8"
23	52481	2	Bearing Flange 4 87412 Bolt, Round Head, Short Square Neck, 1/2" x 1 1/4" 4 80679 Lockwasher, 1/2" 4 84946 Hex Nut, 1/2"
24	67202	1	Bearing Assembly w/2-37707 Oil Seals and 2-144015 Needle Bearings 1 87569 Grease Fitting, 1/4"-28, 45°, Self-Tapping
25	37707	2	Oil Seal
26	144015	2	Needle Bearing
27	166177	1	Wobble Shaft Weld Assembly
27A	221619	AR	Sleeve Kit (Includes Sleeve, Loctite and Instructions to replace Bearing Sleeve on 166177 Shaft) AR 92228 Loctite Primer AR 92227 Loctite Sealant
28	*132146	10	Shear Guard Assembly (Includes Ref. #29) 10 606656 Carriage Bolt, 7/16" x 1 1/4", Grade 5 10 84945 Hex Nut, 7/16"
29	132120	20	Shear Plate (For 132146 Guard) 20 84864 Rivet, Countersunk Head, #5, 1/2" x 7/8"

AR - As Required

* Reference #28 Part.No. 132146, Shear Guard Assembly is an optional item to be used in lieu of Ref. #10 when plugging occurs in extremely thick crops with dead or wet undergrowth. Additional hold down clips should be installed when using 132146 Shear Guards.

MODEL 717S SICKLE BAR
REEL AND DRIVE GROUP



MODEL 7175 SICKLE BAR
REEL AND DRIVE GROUP

Ref. No.	Part No.	No. Used	Description
1	321582	1	"V" Belt
2	126027	1	Belt Idler
2A	42610	1	Spacer
			1 87974 Cap Screw, 1/2" x 2 3/4"
			1 80679 Lockwasher, 1/2"
			1 84946 Nut, 1/2"
3	129630	1	Idler Arm Weld Assembly
			2 87398 Cotter Pin, 3/16" x 1 1/4"
4	65939	1	Clamp
			1 87588 Cap Screw, 3/8" x 2"
			1 80702 Plain Washer, 3/8"
			1 80680 Lockwasher, 3/8"
			1 84944 Nut, 3/8"
5	34490	1	Spring
6	36835	1	Eye Bolt
			2 84969 Jam Nut, 3/8"
7	606173	1	Gib Key, 1/4" x 1/4" x 2 1/4"
8	144228	1	Sheave Assembly
9	122698	1	Spacer
10	33112	AR	Washer
11	183849	1	Bearing Weld Assembly w/Bushing #36819 ---Replaces 163160
			1 87414 Grease Fitting, 1/4"-28, Straight, Self-Tapping
			2 87689 Cap Screw, 1/2" x 1 1/2"
			2 80700 Plain Washer, 1/2"
			2 80679 Lockwasher, 1/2"
12	36819	4	Bushing
13	189494	1	Cam Weld Assembly ---Replaces 143340
			2 87686 Round Head, Short Square Neck Bolt, 3/8" x 1"
			2 87596 Bolt, Round Head, Short Square Neck, 3/8" x 3/4"
			3 87016 Plain Washer, 3/8"
			4 80680 Lockwasher, 3/8"
			4 84944 Nut, 3/8"
14	137710	AR	Reinforcement
			8 88992 Bolt, Round Head, Short Square Neck, 5/16" x 1"
			16 87513 Round Head, Short Square Neck Bolt, 5/16" x 1 1/4"
			24 80681 Lockwasher, 5/16"
			24 84943 Nut, 5/16"
15	135874	4	Clamp
			4 88346 Cap Screw, 5/16" x 2 1/2"
			8 87362 Plain Washer, 5/16"
			4 80681 Lockwasher, 5/16"
			4 84943 Nut, 5/16"
16	°144227	1	Reel Weld Assembly
2	°°709490	1	Reel Weld Assembly
			1 °80159 Cotter Pin, 1/4" x 2"
			1 °°87343 Roll Pin, 1/4" x 1 3/4"
17	°144231	4	Bat
24	°°709497	4	Bat
18	121831	4	Special Bolt
			4 84057 Lockwasher, 5/8"
			4 87262 Nut, 5/8" (N.F.)
19	165484	4	Roller
20	°144235	2	Tine Bar Weld Assembly, Long
20	°°709493	2	Tine Bar Weld Assembly, Long
21	°144236	2	Tine Bar Weld Assembly, Short
20	°°709449	2	Tine Bar Weld Assembly, Short

° Used on and below Serial No. 287989

°° Used on and above Serial No. 287990

CONTINUE

MODEL 717S SICKLE BAR
REEL AND DRIVE GROUP (CONTINUED)

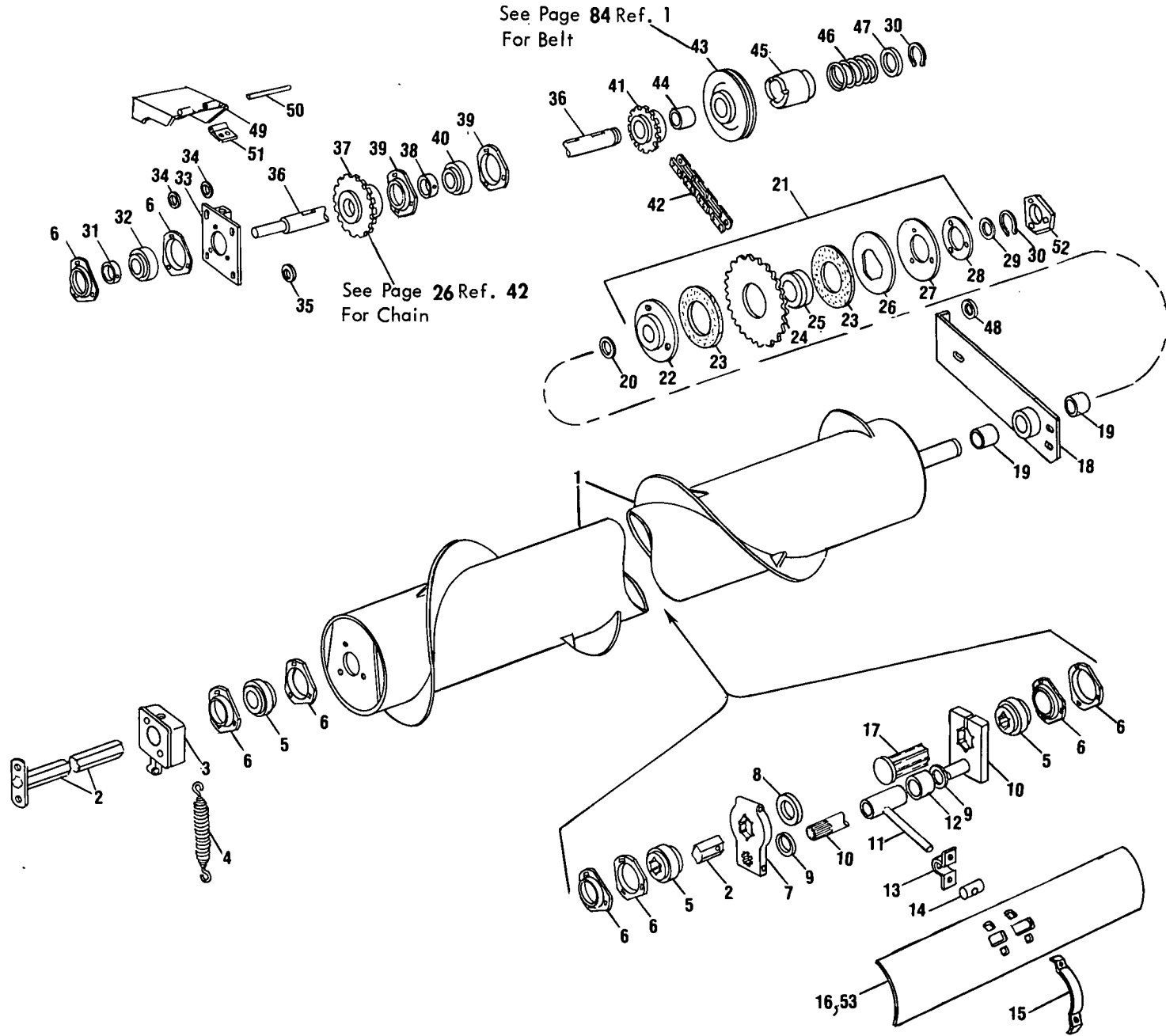
Ref. No.	Part No.	No. Used	Description
22	135900	8	Bearing 8 87415 Grease Fitting, 1/4"-28, 90°, Self-Tapping 16 88543 Cap Screw, 5/16" x 1" 16 87362 Plain Washer, 5/16" 16 84943 Nut, 5/16" 16 80681 Lockwasher, 5/16"
23	*121952	4	Reel Tine
	**570218	4	Reel Tine ---Replaces 237407
24	76518	36	Tine Clip 36 88245 Carriage Bolt, 5/16" x 2" 36 87382 Hex Locknut, 5/16"
25	*121951	32	Reel Tine
	**570217	32	Reel Tine ---Replaces 237406
26	135883	2	Pipe Pivot
27	°238706	1	Ring Weld Assembly ---Replaces 144296
28	122693	1	Bearing Weld Assembly (w/Bushing #36819, Ref. #12) 1 87414 Grease Fitting, 1/4"-28, Straight, Self-Tapping 2 87689 Cap Screw, Hex Head, 1/2" x 1 1/2" 2 87364 Plain Washer, 1/2" 2 80679 Lockwasher, 1/2" 2 84946 Hex Nut, 1/2"
29	87366	1	Plain Washer, 7/8"
30	5 °°704540	1	Guard 2 88489 Carriage Bolt, 5/16" x 1" 2 80664 Plain Washer, 5/16" 2 80681 Lockwasher, 5/16" 2 84943 Hex Nut, 5/16"
31	°°575246	8	Bearing Housing
32	°°286078	8	Bushing
33	°°579116	8	Pin
34	°°264871	4	Clip 4 88544 Cap Screw, Hex Head, 5/16" x 2" 4 80664 Plain Washer, 5/16" 4 87382 Hex Locknut, 5/16"
35	°°289416	4	Guide 12 145913 Bolt, Special 24 80681 Lockwasher, 5/16" 12 145458 Hex Serrated Locknut, 5/16"

° Used on and below Serial No. 287989

°° Used on and above Serial No. 287990

NOTES

MODEL 717S SICKLE BAR AUGER AND AUGER DRIVE GROUP



MODEL 7175 SICKLE BAR
AUGER AND AUGER DRIVE GROUP

Ref. No.	Part No.	No. Used	Description
1	2 709014	1	Auger Weld Assembly ---Replaces 166123
2	166107	1	Shaft Weld Assembly 1 87402 Groove Pin, 1/4" x 1 1/4" 2 88434 Cap Screw, 3/8" x 3/4" 2 80680 Lockwasher, 3/8"
3	143787	1	Bearing Block Guide
4	43295	1	Spring
5	50775	3	Hex Bearing
6	43056	8	Bearing Flange 12 87872 Cap Screw, 5/16" x 3/4", Grade 5 12 80681 Lockwasher, 5/16" 3 84943 Nut, 5/16"
7	128438	1	Block 1 88428 Cap Screw, 3/8" x 1 3/4", Grade 5 1 88546 Cap Screw, 3/8" x 2 1/4", Grade 5 2 84040 Hex Locknut, 3/8"
8	27318	AR	Washer, 2" O.D. x 1 1/32" I.D. x .060
	27317	AR	Washer, 2" O.D. x 1 1/32" I.D. x .035
9	87366	2	Plain Washer, 7/8"
10	128441	1	Shaft Weld Assembly 1 88436 Hex Head, Cap Screw, 3/8" x 2", Grade 5 1 84040 Hex Locknut, 3/8"
11	*128443	8	Finger Weld Assembly w/Bushing #245221, 8 13/32" Length
	80 **709381	8	Finger Weld Assembly w/Bushing #245221, 8 7/32" Length
12	245221	8	Bushing
13	*128467	8	Strap
14	*128460	8	Bearing Block
15	*136142	8	Strap
	**265588	8	Finger Guide 16 87872 Cap Screw, Hex Head, 5/16" x 3/4", Grade 5 16 *88592 Retainer Nut, 5/16" 16 **87382 Hex Locknut, 5/16"
16	*128446	1	Cover Weld Assembly 8 87872 Cap Screw, Hex Head, 5/16" x 3/4", Grade 5 8 88592 Retainer Nut, 5/16"
17	121105	1	Shaft Weld Assembly
18	122617	1	Bearing Bracket w/Ref. #19 Bushing 1 87569 Grease Fitting, 1/4"-28, 45°, Self-Tapping 2 88434 Cap Screw, 3/8" x 3/4" 1 88206 Cap Screw, Hex Head, 3/8" x 1" 3 80702 Plain Washer, 3/8" 1 80680 Lockwasher, 3/8" 2 84040 Locknut, 3/8"
19	27639	2	Bearing Bracket Bushing
20	27696	AR	Washer
21	122619	1	Clutch Assembly (Includes Ref. 22 thru 28) 1 87053 Woodruff Key, #127, 1/4" x 2 1/8"
22	122672	1	Clutch Hub
23	127434	2	Friction Disc
24	49842	1	Sprocket with Ref. #25 Bushing, #RC 33T
25	49686	1	Sprocket Bushing
26	49683	1	Clutch Plate
27	121092	1	Spring Washer
28	126287	1	Clutch Washer +3 87542 Cap Screw, 3/8" (NF) x 1 1/4", Grade 5 or +3 88011 Cap Screw, 3/8" (NC) x 1 1/4", Grade 5

* Used on and below Serial No. 287989.

** Used on and Above Serial No. 287990

If Auger has been replaced by 709014 Auger use above Serial Number Parts.

CONTINUE

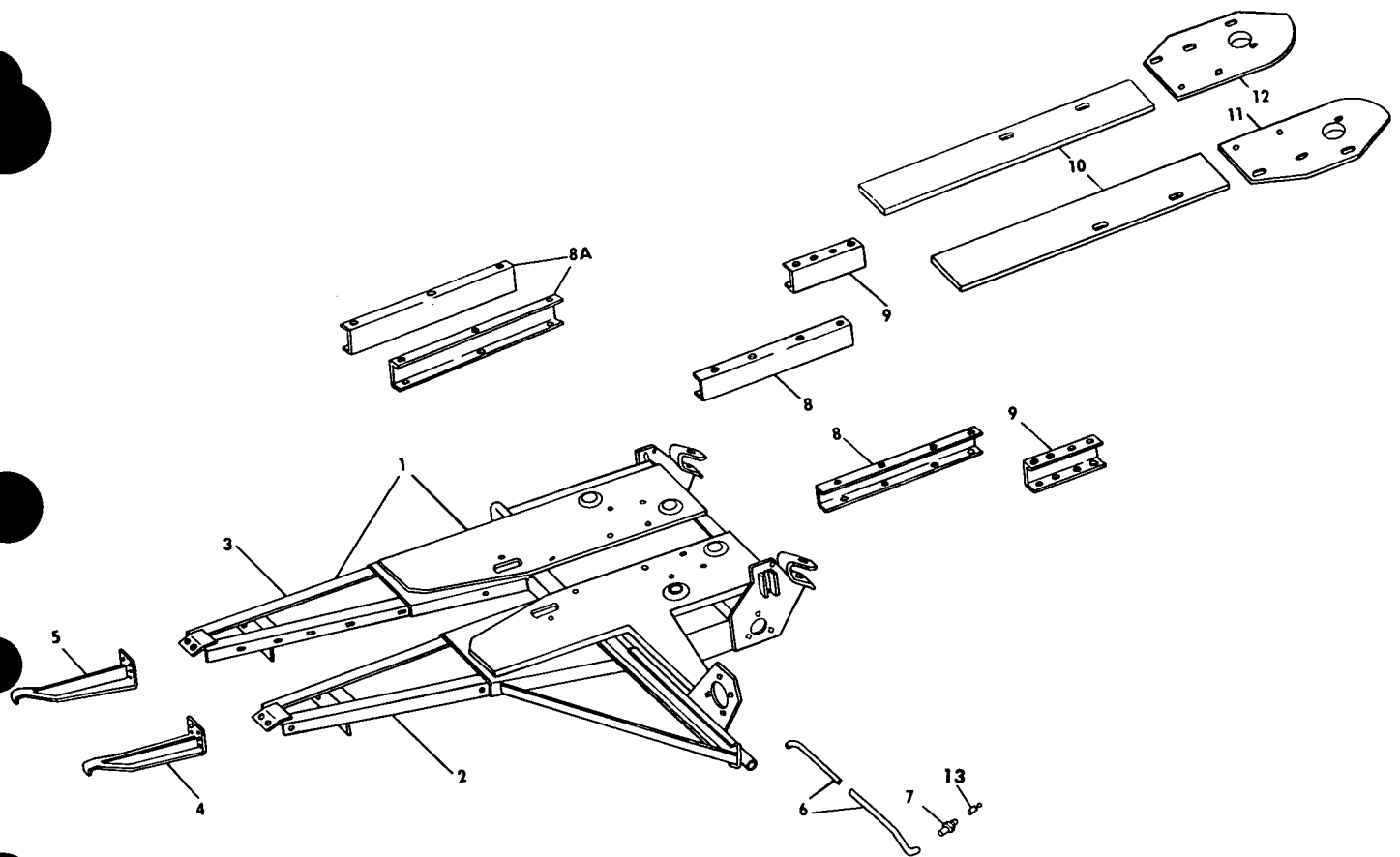
MODEL 717S SICKLE BAR
AUGER AND AUGER DRIVE GROUP (CONTINUED)

Ref. No.	Part No.	No. Used	Description
29	48360	AR	Space Washer, 1 1/4" I.D. x 1 9/16" O.D. x .060
30	40974	2	Retaining Ring
31	38260	1	Bearing Collar
32	574844	1	Ball Bearing ---Replaces 38261
33	122614	1	Bracket Weld Assembly 4 88206 Cap Screw, 3/8" x 1" 4 80680 Lockwasher, 3/8" 1 80982 Set Screw, Square Head, Cup Point, 3/8" x 1 3/4" 1 84969 Jam Nut, 3/8"
34	29962	8	Plain Washer, 1 1/8" O.D. x 1/8" Thick
35	48604	4	Spacer, 13/16" O.D. x 13/64" Long
36	122624	1	Drive Shaft, 22 7/8" Long
37	40309	1	Sprocket Weld Assembly 1 80391 Set Screw, Square Head, Cup Point, 3/8" x 3/4" 1 84969 Jam Nut, 3/8" 1 84241 Woodruff Key, 5/16" x 1 1/4"
38	38767	1	Bearing Collar
39	43048	2	Bearing Flange 3 87280 Cap Screw, 3/8" x 5/8" 3 80680 Lockwasher, 3/8"
40	38766	1	Ball Bearing
41	49640	1	Auger Drive Sprocket, #RC 50, 15T 1 87598 Set Screw, Square Head, Cone Point, 3/8" x 1" 1 84969 Jam Nut, 3/8" 1 84361 Woodruff Key, 1/4" x 1 1/4"
42	13796	1	Auger Drive Chain, #RC 50, 71 Pitches AR 25805 Roller Link, #RC 50 AR 25194 Coupler Link, #RC 50 AR 25816 Offset Link, #RC 50
43	122615	1	Sheave Clutch with Ref. #44 Bushing (Reel Drive)
44	44776	1	Sheave Bushing
45	122625	1	Clutch 1 87414 Grease Fitting, 1/4"-28, Straight, Self-Tapping 1 46166 Special Woodruff Hypro Key
46	33486	1	Clutch Spring
47	00675	1	Washer, 1 17/64" O.D. x 2 1/4" O.D. x .060"
48	124150	1	Washer, 17/32" I.D. x 1 1/2" O.D. x .135" Thick 1 87909 Cap Screw, 1/2" x 1" 1 84236 Locknut, 1/2"
49	**712612	1	Shield Weld Assembly ---Includes Ref. Nos. 50 and 51 1 80701 Plain Washer, 1/4" 1 84878 Wing Nut, 1/4"
50	**N.S.S.	1	Hinge Pin
51	**N.S.S.	1	Hinge 2 87255 Machine Screw, Truss Head, 5/16" x 5/8" 2 80681 Lockwasher, 5/16" 2 84943 Hex Nut, 5/16"
52	707372	1	Bracket
53	**702259	1	Cover 8 87872 Cap Screw, Hex Head, 5/16" x 3/4" 8 88592 Retainer Nut, 5/16"

** Used on and above Serial No. 287990

N.S.S. - Not Serviced Separately

MODEL 717R ROW CROP
MAIN FRAME GROUP



Ref. No.	Part No.	No. Used	Description
1	165682	1	Main Frame Weld Assembly
2	226063	1	Frame Extension Weld Assembly, L.H. ---Replaces 122817
			3 87285 Cap Screw, 3/8" x 7/8"
			3 80680 Lockwasher, 3/8"
			3 84944 Nut, 3/8"
3	226064	1	Frame Extension Weld Assembly, R.H. ---Replaces 122829
			3 87285 Cap Screw, 3/8" x 7/8"
			3 80680 Lockwasher, 3/8"
			3 84944 Nut, 3/8"
4	122739	1	Shoe Weld Assembly, L.H.
			2 88206 Cap Screw, 3/8" x 1"
			2 34187 Washer, Special
			2 80680 Lockwasher, 3/8"
			2 84944 Nut, 3/8"
5	122740	1	Shoe Weld Assembly, R.H.
			2 88206 Cap Screw, 3/8" x 1"
			2 34187 Washer, Special
			2 80680 Lockwasher, 3/8"
			2 84944 Nut, 3/8"
6	122952	1	Grease Line
7	37581	2	Grease Line Connector, 1/8" PT to 1/8" Tube
8	122946	2	Chain Guide, 18 1/2" Long
			2 84826 Carriage Bolt, 5/16" x 3/4"
			10 87872 Cap Screw, 5/16" x 3/4", Grade 5
			4 87284 Cap Screw, 5/16" x 7/8"
			4 87362 Plain Washer, 5/16"
			16 80681 Lockwasher, 5/16"
			16 84943 Nut, 5/16"

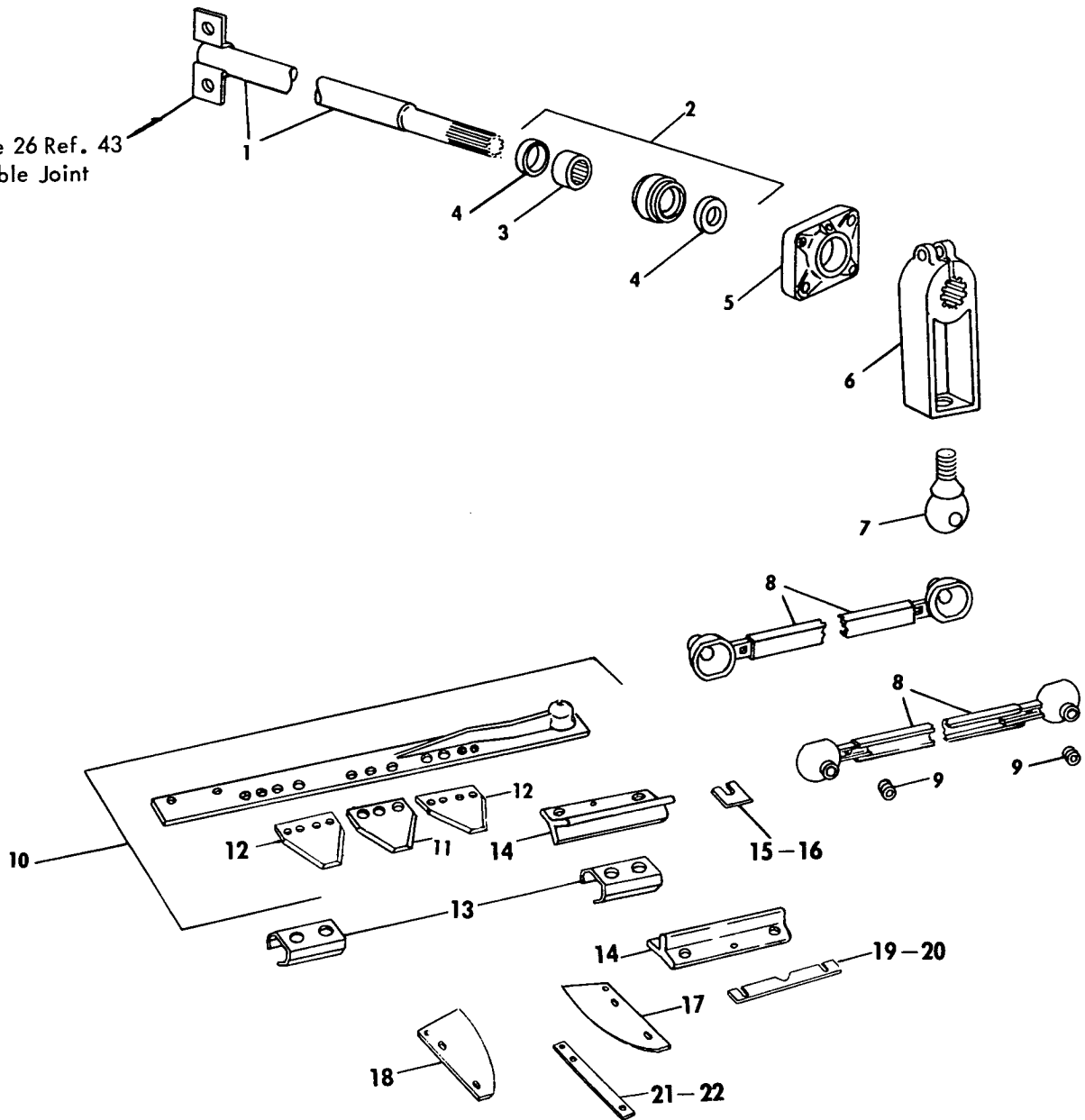
CONTINUE

MODEL 717R ROW CROP
MAIN FRAME GROUP (CONTINUED)

Ref. No.	Part No.	No. Used	Description
8A	127046	2	Chain Guide, 16" Long 6 88165 Cap Screw, 1/4" x 5/8" 6 87361 Plain Washer, 1/4" 6 80682 Lockwasher, 1/4" 6 84942 Nut, 1/4" 6 87872 Cap Screw, 5/16" x 3/4", Grade 5 6 87362 Plain Washer, 5/16" 6 80681 Lockwasher, 5/16" 6 84943 Nut, 5/16"
9	122912	2	Support Channel, 7 1/8" Long 10 87872 Cap Screw, 5/16" x 3/4", Grade 5 10 80681 Lockwasher, 5/16" 10 84943 Nut, 5/16"
10	165670	2	Support Plate
11	122932	1	Stripper Weld Assembly, L.H. 2 84826 Carriage Bolt, 5/16" x 3/4" 2 87362 Plain Washer, 5/16" 2 80681 Lockwasher, 5/16" 2 84943 Nut, 5/16"
12	122931	1	Stripper Weld Assembly, R.H. 2 84826 Carriage Bolt, 5/16" x 3/4" 2 87362 Plain Washer, 5/16" 2 80681 Lockwasher, 5/16" 2 84943 Nut, 5/16"
13	84303	2	Grease Fitting, 1/8" PT Female

MODEL 717RROW CROP
KNIFE GROUP

See Page 26 Ref. 43
For Wobble Joint



Ref. No.	Part No.	No. Used	Description
1	246684	1	Drive Shaft Weld Assembly ---Replaces 133000
			2 87196 Cap Screw, 5/8" x 1 3/4"
			2 84057 Lockwasher, 5/8"
2	122623	1	Bearing Assembly (Includes Ref. 3 Bearing and 2 of Ref. 4 Oil Seals)
3	122677	1	Needle Bearing
4	37857	2	Oil Seal
5	66488	1	Bearing Housing
			1 80710 Grease Fitting, 1/8" P.T., Straight
			4 87412 Bolt, Round Head, Sht. Sq. Neck, 1/2" x 1 1/2"
			4 80679 Lockwasher, 1/2"
			4 84946 Nut, 1/2"
6	122626	1	Sickle Drive Arm
			1 87972 Cap Screw, 1/2" x 2 1/2", Grade 5
			1 80679 Lockwasher, 1/2"
			1 84946 Nut, 1/2"

CONTINUE

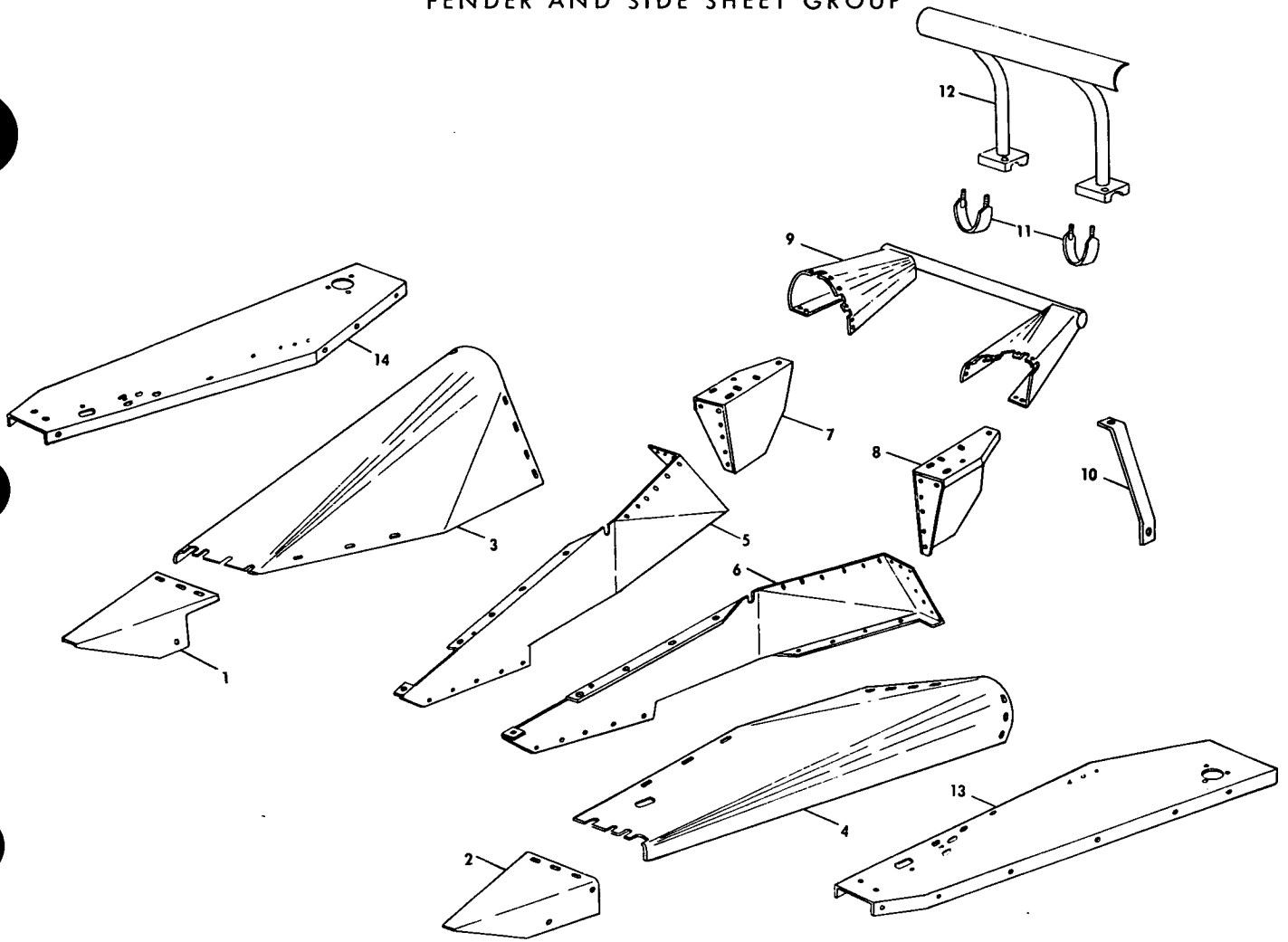
MODEL 717R ROW CROP
KNIFE GROUP (CONTINUED)

Ref. No.	Part No.	No. Used	Description
7	40449	1	Knife Head Ball 1 80679 Lockwasher, 1/2" 1 84946 Nut, 1/2"
8	122921	2	Pitman Connecting Link 2 87415 Grease Fitting, 1/4"-28, 90°, Self-Tapping 2 84498 Carriage Bolt, 3/8" x 2 3/4" 2 80702 Plain Washer, 3/8" 2 84040 Locknut, 3/8"
9	47747	2	Connecting Link Spring
10	143364	1	Knife Assembly
11	138736	1	Sickle Knife 4 87393 Rivet, Countersunk Head, 1/4" x 3/4"
12	138737	2	Knife Cleaner, L.H. 8 87393 Rivet, Countersunk Head, 1/4" x 3/4"
13	122902	2	Knife Slide 4 88859 Cap Screw, 5/16" x 5/8" 4 80681 Lockwasher, 5/16"
14	122903	4	Knife Guide *3 80717 Grease Fitting, 1/8" P.T., 45° 8 88632 Carriage Bolt, 3/8" x 1 1/4", Grade 5 8 80680 Lockwasher, 3/8" 8 84944 Nut, 3/8"
15	122889	AR	Knife Guide Shim .015"
16	122888	AR	Knife Guide Shim .030"
17	39827	1	Side Knife, L.H. 2 88011 Cap Screw, 3/8" x 1 1/4" 4 80702 Plain Washer, 3/8" 2 80680 Lockwasher, 3/8" 2 84944 Nut, 3/8" 1 81734 Machine Screw, Flat Head, 1/4" x 1" 2 87361 Plain Washer, 1/4" 1 80682 Lockwasher, 1/4" 1 84942 Nut, 1/4"
18	39826	1	Side Knife, R H. 2 88011 Cap Screw, 3/8" x 1 1/4" 4 80702 Plain Washer, 3/8" 2 80680 Lockwasher, 3/8" 2 84944 Nut, 3/8" 1 81734 Machine Screw, Flat Head, 1/4" x 1" 2 87361 Plain Washer, 1/4" 1 80682 Lockwasher, 1/4" 1 84942 Nut, 1/4"
19	128654	AR	Knife Guide Shim, .015"
20	128653	AR	Knife Guide Shim, .030"
21	43663	AR	Knife Shim, .036"
22	43662	AR	Knife Shim, .060"
	136936	AR	Knife Shim, .015"

*Right Rear Knife Guide uses grease line shown on Page 83.

AR - As Required

MODEL 717R ROW CROP
FENDER AND SIDE SHEET GROUP



Ref. No.	Part No.	No. Used	Description
1	122726	1	Point Weld Assembly, R.H. 4 87255 Machine Screw, Truss Head, 5/16" x 5/8" 4 87362 Plain Washer, 5/16" 4 80681 Lockwasher, 5/16" 4 84943 Nut, 5/16" 2 87101 Machine Screw, Truss Head, 3/8" x 3/4" 2 80680 Lockwasher, 3/8" 2 84944 Nut, 3/8"
2	122727	1	Point Weld Assembly, L.H. 4 87255 Machine Screw, Truss Head, 5/16" x 5/8" 4 87362 Plain Washer, 5/16" 4 80681 Lockwasher, 5/16" 4 84943 Nut, 5/16" 2 87101 Machine Screw, Truss Head, 3/8" x 3/4" 2 80680 Lockwasher, 3/8" 2 84944 Nut, 3/8"
3	122947	1	Fender, R.H. 7 87255 Machine Screw, Truss Head, 5/16" x 5/8" 7 87362 Plain Washer, 5/16" 7 80681 Lockwasher, 5/16" 7 84943 Nut, 5/16"

CONTINUE

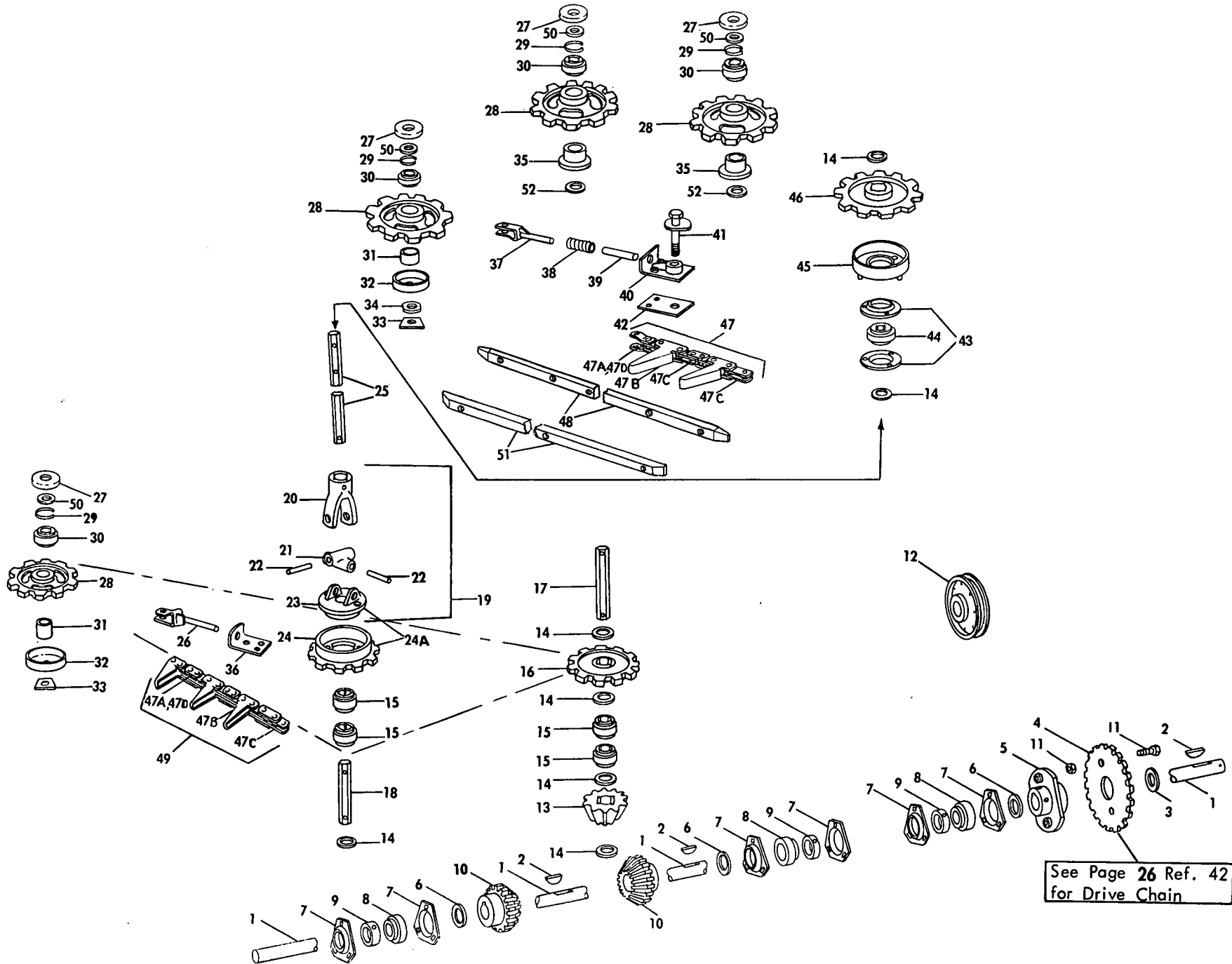
MODEL 717R ROW CROP

FENDER AND SIDE SHEET GROUP (CONTINUED)

Ref. No.	Part No.	No. Used	Description
4	122948	1	Fender, L.H. 7 87255 Machine Screw, Truss Head, 5/16" x 5/8" 7 87362 Plain Washer, 5/16" 7 80681 Lockwasher, 5/16" 7 84943 Nut, 5/16"
5	139674	1	Side Sheet, R.H. 3 88165 Cap Screw, 1/4" x 5/8" 2 88573 Cap Screw, 1/4" x 3/4" 5 84467 Machine Screw, Truss Head, 1/4" x 1/2" 7 84468 Machine Screw, Truss Head, 1/4" x 5/8" 17 87361 Plain Washer, 1/4" 17 80682 Lockwasher, 1/4" 17 84942 Nut, 1/4"
6	144253	1	Side Sheet, L.H. 3 88165 Cap Screw, 1/4" x 5/8" 2 88573 Cap Screw, 1/4" x 3/4" 5 84467 Machine Screw, Truss Head, 1/4" x 1/2" 7 84468 Machine Screw, Truss Head, 1/4" x 5/8" 17 87361 Plain Washer, 1/4" 17 80682 Lockwasher, 1/4" 17 84942 Nut, 1/4"
7	122939	1	Sheet, Rear, R.H. 5 88503 Cap Screw, 1/4" x 1/2" 5 80682 Lockwasher, 1/4" 5 84942 Nut, 1/4"
8	122940	1	Sheet, Rear, L.H. 5 88503 Cap Screw, 1/4" x 1/2" 5 80682 Lockwasher, 1/4" 5 84942 Nut, 1/4"
9	122926	1	Fender Tip Weld Assembly 10 87872 Cap Screw, 5/16" x 3/4" Grade 5 10 87362 Plain Washer, 5/16" 10 80681 Lockwasher, 5/16" 10 84943 Nut, 5/16"
10	122811	2	Support Brace 2 88206 Cap Screw, 3/8" x 1" 2 88011 Cap Screw, 3/8" x 1 1/4" 4 80680 Lockwasher, 3/8" 4 84944 Nut, 3/8"
11	54097	2	Stalk Bumper Strap 4 80680 Lockwasher, 3/8" 4 84944 Nut, 3/8"
12	133001	1	Stalk Bumper Weld Assembly
13	165678	1	Chain Board Weld Assembly, L. H. 2 88434 Cap Screw, 3/8" x 3/4" 2 80680 Lockwasher, 3/8" 2 84944 Nut, 3/8"
14	165679	1	Chain Board Weld Assembly, R.H. 2 88434 Cap Screw, 3/8" x 3/4" 2 80680 Lockwasher, 3/8" 2 84944 Nut, 3/8"

NOTES

MODEL 717R ROW CROP
 MAIN DRIVE SHAFT AND GATHERING CHAIN GROUP (LEFT SIDE SHOWN)



MODEL 717R ROW CROP
MAIN DRIVE SHAFT AND GATHERING CHAIN GROUP
(LEFT SIDE SHOWN)

Ref. No.	Part No.	No. Used	Description
1	122942	1	Main Cross Shaft 1 87400 Cotter Pin, 3/16" x 2"
2	87123	3	Woodruff Key, #28, 5/16" x 2 1/8"
3	32867	2	Washer, 1 17/64" I.D. x 2 3/4" O.D. x .065"
4	122737	1	Change Sprocket w/Sleeves, #RC 60, 28T
	122738	1	Change Sprocket w/Sleeves, #RC 60, 24T
	122754	1	Change Sprocket w/Sleeves, #RC 60, 34T (Optional) 1 88312 Hex Tap Bolt, 5/16" x 2" 1 84057 Lockwasher, 5/16" 1 00322 Washer, Special 1 47568 Spacer 2 84943 Hex Nut, 5/16" (This Hardware used to secure change sprockets, not in use to machine)
5	245118	1	Sprocket Shear Hub Weld Assembly ---Replaces 122735 2 80435 Set Screw, Hex Socket, Cup Point, 3/8" x 3/4" 2 84969 Hex Jam Nut, 3/8"
6	146258	AR	Washer, 1 9/32" I.D. x 1 3/4" O.D. x .060" ---Replaces 32455
7	43048	6	Bearing Flange 9 88682 Carriage Bolt, 3/8" x 1" 9 80680 Lockwasher, 3/8" 9 84944 Nut, 3/8"
8	38766	3	Ball Bearing
9	38767	3	Bearing Collar 3 80429 Set Screw, 5/16" x 5/16"
10	40912	2	Bevel Pinion 4 80435 Set Screw, Hex Socket, Cup Point, 3/8" x 3/4" 4 84969 Hex Jam Nut, 3/8"
11	58118	2	Shear Bolt w/Locknut
12	35469	1	Chain Idler Assembly 1 87972 Cap Screw, Hex Head, 1/2" x 2 1/2" , Grade 5 3 87364 Plain Washer, 1/2" 1 80679 Lockwasher, 1/2" 1 84946 Nut, 1/2"
13	122899	2	Bevel Pinion, Hex Bore
14	26130	AR	Washer, 1 1/64" I.D. x 1 3/8" O.D. x .060"
15	49436	8	Ball Bearing, Hex Bore
16	122950	2	Sprocket, Rear 11T
17	52581	2	Rear Pinion Shaft, 6 1/2" Long 2 80740 Cotter Pin, 1/8" x 1 1/2"
18	122797	2	Universal Shaft, Short 4 13/32" Long 2 80740 Cotter Pin, 1/8" x 1 1/2" 2 88313 Drive Lok-Pin, 1/4" x 1 3/4"
19	122808	2	"U" Joint Assembly (Includes Ref. Nos. 20, 21, 22 and 23)
20	122877	2	Yoke
21	122878	2	Universal Block 2 87414 Grease Fitting, 1/4-28, Straight, Self-Tapping
22	122879	4	Pin, 2 55/64" Long AR 88426 Space Washer, 7/16"
23	**122876	2	Yoke and Flange
24	**122953	2	Sprocket and Shield Weld Assembly 4 88659 Cap Screw, Hex Head, 3/8" x 3/4", Grade 8 (Peen after assembly)
24A	219865	2	Sprocket Weld Assembly (Current Style)

AR - As Required

** When replacement is needed it is recommended you replace with 219865

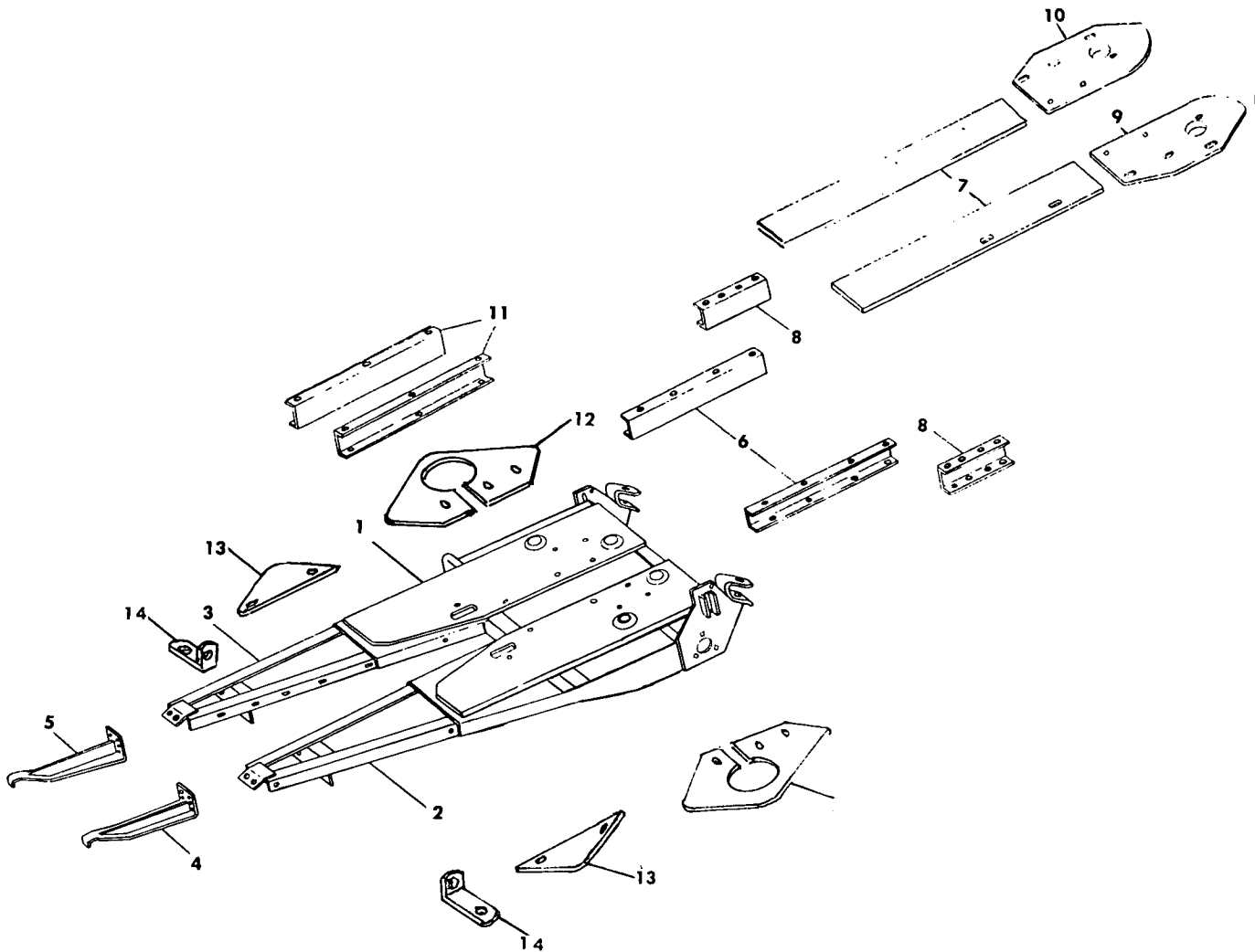
CONTINUE

MODEL 717R ROW CROP
 MAIN DRIVE SHAFT AND GATHERING CHAIN GROUP (CONTINUED)
 (LEFT SIDE SHOWN)

Ref. No.	Part No.	No. Used	Description
25	122941	2	Universal Shaft, Long, 15 3/32" 2 80740 Cotter Pin, 1/8" x 1 1/2" 2 88313 Drive-Lok Pin, 1/4" x 1 3/4"
26	165674	2	Idler Bracket Weld Assembly 2 87365 Plain Washer, 5/8" 2 84947 Hex Nut, 5/8" 2 84971 Hex Jam Nut, 5/8"
27	138728	8	Cap 8 87203 Cap Screw, Hex Head, 5/8" x 3 1/2" AR 27697 Washer, Special 8 84057 Lockwasher, 5/8" 8 84947 Hex Nut, 5/8"
28	138741	8	Sprocket, 9 Tooth
29	12084	8	Retaining Ring
30	66553	8	Bearing
31	27258	4	Stop
32	137467	4	Guard
33	87365	4	Plain Washer, 5/8"
34	137560	2	Washer
35	163198	4	Idler Support Weld Assembly
36	165673	2	Bracket 6 88011 Cap Screw, Hex Head, 3/8" x 1 1/4" 6 80680 Lockwasher, 3/8" 6 84944 Hex Nut, 3/8"
37	214498	2	Bracket Weld Assembly
38	137575	2	Spring
39	37895	2	Needle Yoke Pivot Pin
40	137558	2	Support Weld Assembly
41	137555	2	Cam Weld Assembly 2 84057 Lockwasher, 5/8" 2 84947 Hex Nut, 5/8"
42	137559	2	Base Plate 4 88011 Cap Screw, Hex Head, 3/8" x 1 1/4" 4 80680 Lockwasher, 3/8"
43	36853	2	Flangette
44	50775	2	Hex Bearing
45	122922	2	Flangette Weld Assembly 6 80681 Lockwasher, 5/16" 6 84943 Hex Nut, 5/16"
46	122938	2	Sprocket, 9 Tooth
47	122945	2	Upper Gathering Chain Assembly (CA620) (Roller Type)
47A	43614	AR	Roller Link
47B	42948	AR	Attachment Link
47C	128751	AR	Offset Link
47D	128694	AR	Connector Link
48	43087	2	Chain Support, 30 1/2" Long 10 84623 Bolt, Round Head, Short Square Neck, 1/4" x 1" 10 87361 Plain Washer, 1/4" 10 80682 Lockwasher, 1/4" 10 84942 Hex Nut, 1/4"
49	122944	2	Lower Gathering Chain
50	27367	8	Washer, Special
51	122887	2	Chain Support, 17 3/4" Long 6 84623 Bolt, Round Head, Short Square Neck, 1/4" x 1" 6 87361 Plain Washer, 1/4" 6 80682 Lockwasher, 1/4" 6 84942 Hex Nut, 1/4"
52	87365	4	Plain Washer, 5/8"

NOTES

MODEL 770R ROW CROP
MAIN FRAME GROUP

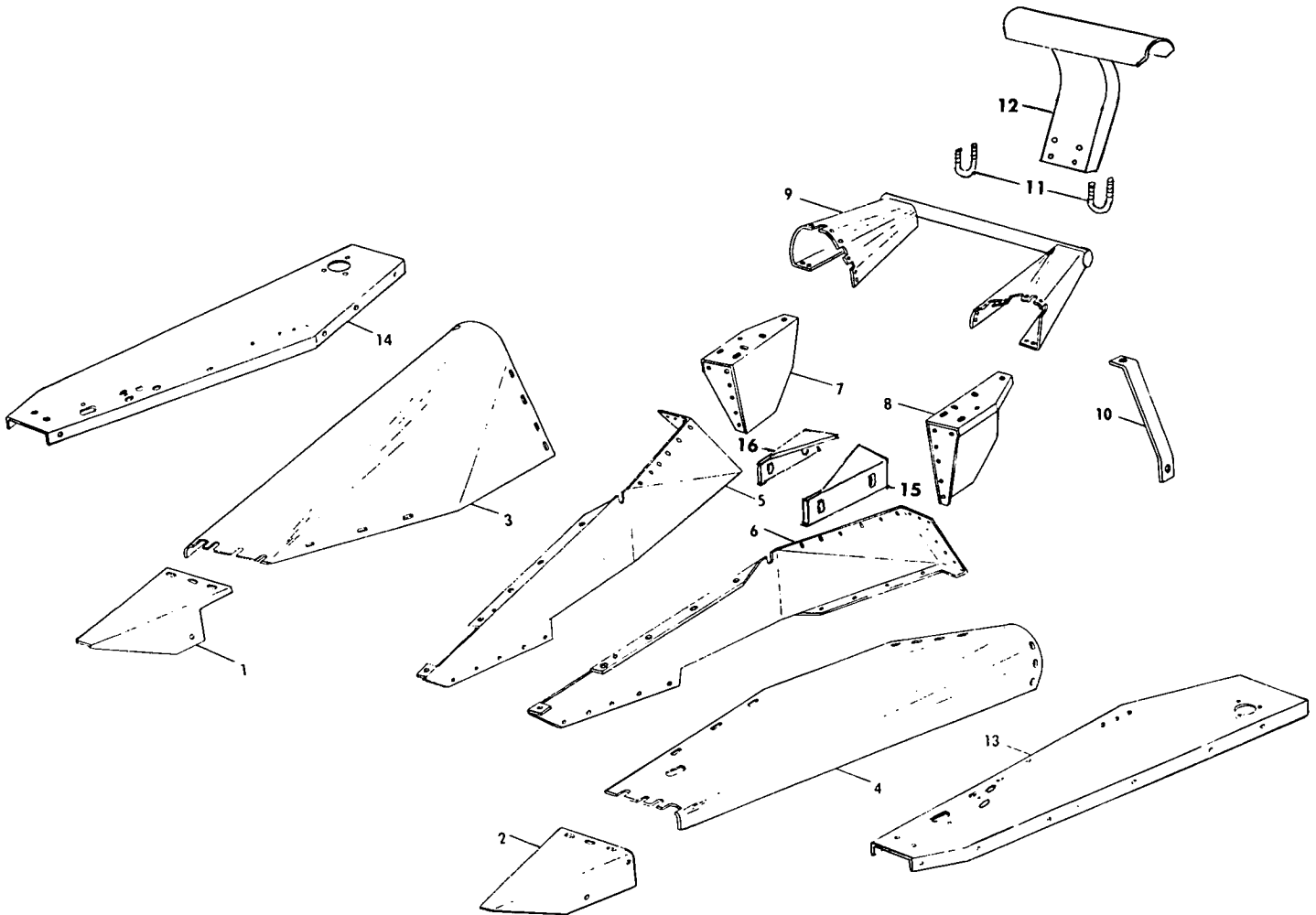


Ref. No.	Part No.	No. Used	Description
1	224312	1	Main Frame Weld Assembly
2	226063	1	Frame Extension Weld Assembly, L.H.
			5 84909 Machine Screw, Truss Head, 1/4" x 3/4"
			3 87285 Cap Screw, Hex Head, 3/8" x 7/8"
			5 87361 Plain Washer, 1/4"
			5 80682 Lockwasher, 1/4"
			3 80680 Lockwasher, 3/8"
			5 84942 Hex Nut, 1/4"
			3 84944 Hex Nut, 3/8"
3	226064	1	Frame Extension Weld Assembly, R.H.
			5 84909 Machine Screw, Truss Head, 1/4" x 3/4"
			3 87285 Cap Screw, Hex Head, 3/8" x 7/8"
			5 87361 Plain Washer, 1/4"
			5 80682 Lockwasher, 1/4"
			3 80680 Lockwasher, 3/8"
			5 84942 Hex Nut, 1/4"
			3 84944 Hex Nut, 3/8"
4	122739	1	Shoe Weld Assembly, L.H.
			2 88206 Cap Screw, Hex Head, 3/8" x 1"
			2 34187 Washer, Special
			2 80682 Lockwasher, 3/8"
			2 84944 Hex Nut, 3/8"

MODEL 770R ROW CROP
MAIN FRAME GROUP (CONTINUED)

Ref. No.	Part No.	No. Used	Description
5	122740	1	Shoe Weld Assembly, R.H. 2 88206 Cap Screw, Hex Head, 3/8" x 1" 2 34187 Washer, Special 2 80680 Lockwasher, 3/8" 2 84944 Hex Nut, 3/8"
6	122946	2	Chain Guide, 18 1/2" Long 8 87872 Cap Screw, Hex Head, 5/16" x 3/4" 8 88543 Cap Screw, Hex Head, 5/16" x 1" 16 80681 Lockwasher, 5/16" 15 84943 Hex Nut, 5/16"
7	165670	2	Support Plate
8	709338	2	Support Channel, 10 1/8" Long ---Replaces 122912 10 87872 Cap Screw, Hex Head, 5/16" x 3/4" 10 80664 Plain Washer, 5/16" 10 80681 Lockwasher, 5/16" 9 84943 Hex Nut, 5/16"
9	122932	1	Stripper Weld Assembly, L.H. 2 87639 Bolt, Round Head, Short Square Neck, 5/16" x 3/4" 2 80664 Plain Washer, 5/16" 2 80681 Lockwasher, 5/16" 2 84943 Hex Nut, 5/16"
10	122931	1	Stripper Weld Assembly, R.H. 2 87639 Bolt, Round Head, Short Square Neck, 5/16" x 3/4" 2 80664 Plain Washer, 5/16" 2 80681 Lockwasher, 5/16" 2 84943 Hex Nut, 5/16"
11	127046	2	Chain Guide, 16" Long 12 87872 Cap Screw, Hex Head, 5/16" x 3/4" 12 80664 Plain Washer, 5/16" 12 80681 Lockwasher, 5/16" 12 84943 Hex Nut, 5/16"
12	706036	2	Shield
13	706035	2	Shield
14	135068	2	Bracket 2 84896 Machine Screw, Truss Head, 5/16" x 3/4" 2 87872 Cap Screw, Hex Head, 5/16" x 3/4" 2 80664 Plain Washer, 5/16" 4 80681 Lockwasher, 5/16" 4 84943 Hex Nut, 5/16"

MODEL 770R ROW CROP
FENDER AND SIDE SHEET GROUP



Ref. No.	Part No.	No. Used	Description
1	122726	1	Point Weld Assembly, R.H. 4 84896 Machine Screw, Truss Head, 5/16" x 3/4" 2 87101 Machine Screw, Truss Head, 3/8" x 3/4" 4 87362 Plain Washer, 5/16" 4 80681 Lockwasher, 5/16" 2 80680 Lockwasher, 3/8" 4 84943 Hex Nut, 5/16" 2 84944 Hex Nut, 3/8"
2	122727	1	Point Weld Assembly, L.H. 4 84896 Machine Screw, Truss Head, 5/16" x 3/4" 2 87101 Machine Screw, Truss Head, 3/8" x 3/4" 4 87362 Plain Washer, 5/16" 4 80681 Lockwasher, 5/16" 2 80680 Lockwasher, 3/8" 4 84943 Hex Nut, 5/16" 2 84944 Hex Nut, 3/8"

CONTINUE

MODEL 770R ROW CROP
FENDER AND SIDE SHEET GROUP (CONTINUED)

Ref. No.	Part No.	No. Used	Description
3	122947	1	Fender, R.H. 7 84896 Machine Screw, Truss Head, 5/16" x 3/4" 7 80664 Plain Washer, 5/16" 7 80681 Lockwasher, 5/16" 7 84943 Hex Nut, 5/16"
4	122948	1	Fender, L.H. 7 84896 Machine Screw, Truss Head, 5/16" x 3/4" 7 80664 Plain Washer, 5/16" 7 80681 Lockwasher, 5/16" 7 84943 Hex Nut, 5/16"
5	139674	1	Side Sheet, R.H. 6 84909 Machine Screw, Truss Head, 1/4" x 3/4" 6 88165 Cap Screw, Hex Head, 1/4" x 5/8" 1 88573 Cap Screw, Hex Head, 1/4" x 3/4" 8 87361 Plain Washer, 1/4" 13 80682 Lockwasher, 1/4" 13 84942 Hex Nut, 1/4"
6	144253	1	Side Sheet, L.H. 6 84909 Machine Screw, Truss Head, 1/4" x 3/4" 6 88165 Cap Screw, Hex Head, 1/4" x 5/8" 1 88573 Cap Screw, Hex Head, 1/4" x 3/4" 13 87361 Plain Washer, 1/4" 13 80682 Lockwasher, 1/4" 13 84942 Hex Nut, 1/4"
7	122939	1	Sheet, Rear, R.H. 2 84896 Machine Screw, Truss Head, 5/16" x 3/4" 5 87872 Cap Screw, Hex Head, 5/16" x 3/4" 7 80664 Plain Washer, 5/16" 7 80681 Lockwasher, 5/16" 7 84943 Hex Nut, 5/16"
8	122940	1	Sheet, Rear, L.H. 5 87872 Cap Screw, Hex Head, 5/16" x 3/4" 5 80664 Plain Washer, 5/16" 5 80681 Lockwasher, 5/16" 5 84943 Hex Nut, 5/16"
9	122926	1	Fender Tip Weld Assembly
10	122811	2	Support Brace 2 88206 Cap Screw, Hex Head, 3/8" x 1" 2 88011 Cap Screw, Hex Head, 3/8" x 1 1/4" 4 80680 Lockwasher, 3/8" 4 84944 Hex Nut, 3/8"
11	163008	2	U-Bolt 4 80681 Lockwasher, 5/16" 4 84943 Hex Nut, 5/16"
12	202174	1	Stalk Bumper Weld Assembly -- Includes Ref. 11
13	165678	1	Chain Board Weld Assembly, L.H. 2 88434 Cap Screw, Hex Head, 3/8" x 3/4" 2 80680 Lockwasher, 3/8" 2 84944 Hex Nut, 3/8"
14	165679	1	Chain Board Weld Assembly, R.H. 2 88434 Cap Screw, Hex Head, 3/8" x 3/4" 2 80680 Lockwasher, 3/8" 2 84944 Hex Nut, 3/8"

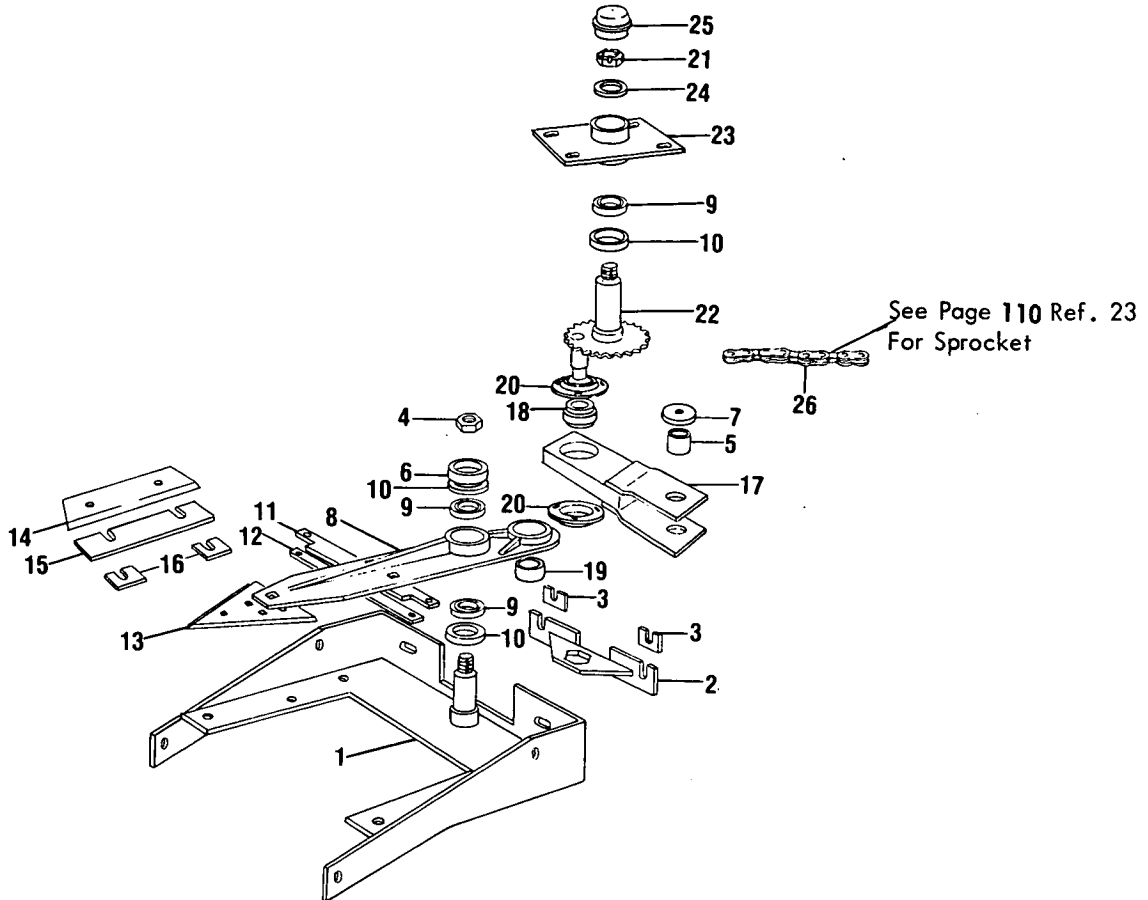
CONTINUE

MODEL 770R ROW CROP
FENDER AND SIDE SHEET GROUP (CONTINUED)

Ref. No.	Part No.	No. Used	Description
15	226731	1	Stalk Guide, R.H.
			4 87237 Carriage Bolt, 3/8" x 1"
			4 80702 Plain Washer, 3/8"
			4 80680 Lockwasher, 3/8"
			4 84944 Hex Nut, 3/8"
16	226730	1	Stalk Guide, L.H.
			4 87237 Carriage Bolt, 3/8" x 1"
			4 80702 Plain Washer, 3/8"
			4 80680 Lockwasher, 3/8"
			4 84944 Hex Nut, 3/8"

NOTES

MODEL 770R ROW CROP
KNIFE AND SICKLE GROUP



Ref. No.	Part No.	No. Used	Description
1	226609	1	Spindle Weld Assembly 4 87494 Carriage Bolt, 3/8" x 1 1/4" 2 88582 Carriage Bolt, 1/2" x 1 1/2" 4 80702 Plain Washer, 3/8" AR 34187 Washer, Special 2 80700 Plain Washer, 1/2" 4 80680 Lockwasher, 3/8" 2 80679 Lockwasher, 1/2" 4 84944 Hex Nut, 3/8" 2 84946 Hex Nut, 1/2"
2	263219	1	Bracket Weld Assembly 2 88973 Carriage Bolt, 5/16" x 1 1/4", Grade 5 2 87362 Plain Washer, 5/16" 2 80681 Lockwasher, 5/16" 2 84943 Hex Nut, 5/16"
3	122888	AR	Shim, .030 Thick
4	87312	1	Hex Nut, 3/4" UNF
5	266429	1	Spacer 1 87975 Cap Screw, Hex Head, 1/2" x 3 1/4" 1 80679 Lockwasher, 1/2" 1 80700 Plain Washer, 1/2"
6	267741	1	Spacer
7	267765	1	Cover
8	226606	1	Sickle Support 2 87414 Grease Fitting, 1/4"-28, Straight, Self-Tapping
9	179079	3	Tapered Roller Bearing Assembly

AR - As Required

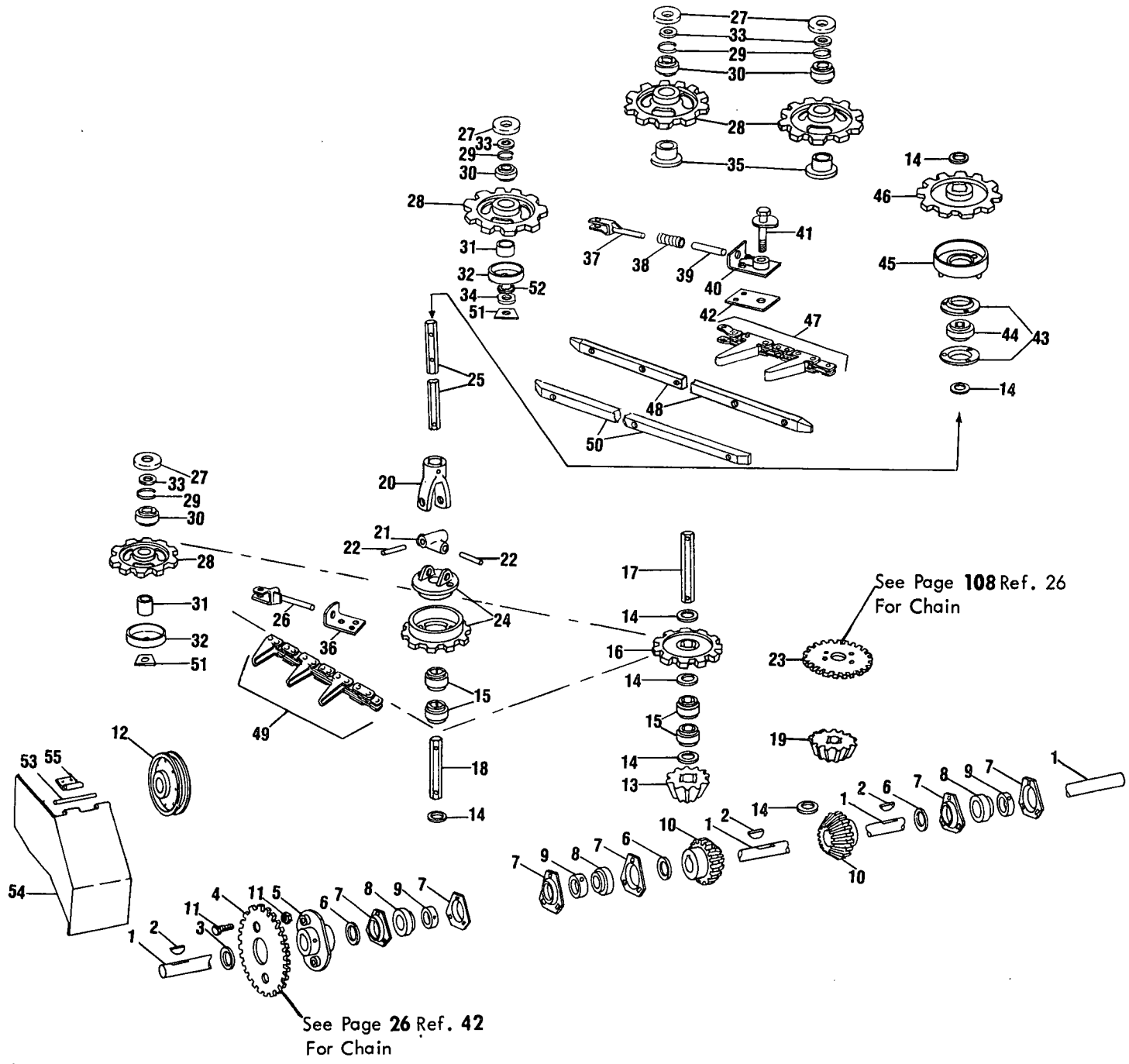
CONTINUE

MODEL 770R ROW CROP
KNIFE AND SICKLE GROUP (CONTINUED)

Ref. No.	Part No.	No. Used	Description
10	136376	3	Seal
11	263218	1	Support
			2 87657 Cap Screw, Hex Head, 5/16" x 1 1/4"
			2 80681 Lockwasher, 5/16"
			2 84943 Hex Nut, 5/16"
12	263217	AR	Shim, .010 Thick
	263216	AR	Shim, .030 Thick
13	579193	1	Sickle Knife ---Replaces 246500
			3 88589 Plow Bolt, 3/8" x 1"
			3 80680 Lockwasher, 3/8"
			3 84040 Hex Locknut, 3/8"
14	246499	2	Side Knife
			4 87657 Cap Screw, Hex Head, 5/16" x 1 1/4"
			4 80681 Lockwasher, 5/16"
			4 84943 Hex Nut, 5/16"
15	214550	AR	Shim, .010 Thick
	263818	AR	Shim, .030 Thick
16	263838	AR	Shim, .010 Thick
17	572056	1	Connecting Arm Weld Assembly
18	248344	1	Ball Bearing
19	265098	1	Bushing
20	142694	2	Flangette
			3 88306 Bolt, Round Head, Short Square Neck, 5/16" x 7/8"
			3 80681 Lockwasher, 5/16"
			3 84943 Hex Nut, 5/16"
21	116311	1	Slotted Nut
			1 80708 Cotter Pin, 1/8" x 1 1/2"
22	224289	1	Sprocket Weld Assembly
			1 88206 Cap Screw, Hex Head, 3/8" x 1"
			1 35097 Plain Washer
			1 80680 Lockwasher, 3/8"
23	224285	1	Plate Weld Assembly
			4 88011 Cap Screw, Hex Head, 3/8" x 1 1/4", Grade 5
			AR 87016 Plain Washer, 3/8"
			4 80702 Plain Washer, 3/8"
			4 80680 Lockwasher, 3/8"
24	87381	1	Washer, 3/4"
25	266960	1	Cap
			1 87012 Grease Fitting, 1/4"-28, 45°
			1 80682 Lockwasher, 1/4"
			1 84949 Hex Nut, 1/4", UNF
26	121202	1	Chain Assembly, RC 50, 79 Pitches
			AR 25805 Roller Link
			AR 25194 Connector Link
			AR 25816 Offset Link

AR - As Required

MODEL 770R ROW CROP
MAIN DRIVE AND GATHERING CHAIN GROUP (LEFT SIDE SHOWN)



MODEL 770R ROW CROP
MAIN DRIVE AND GATHERING CHAIN GROUP (LEFT SIDE SHOWN)

Ref. No.	Part No.	No. Used	Description
1	122942	1	Main Cross Shaft 1 87400 Cotter Pin, 3/16" x 2"
2	87123	3	Woodruff Key, #28, 5/16" x 2 1/8"
3	32867	2	Washer, 1 17/64" I.D. x 2 3/4" O.D. x .065
4	122737	1	Change Sprocket w/Sleeves, 28T
	122738	1	Change Sprocket w/Sleeves, 24T 1 88312 Hex Tap Bolt, 5/16" x 2" 1 00322 Washer, Special 1 47568 Spacer 1 80681 Lockwasher, 5/16" 2 84943 Hex Nut, 5/16" (This hardware is used to secure change Sprockets, not in use to machine)
5	245118	1	Sprocket Hub Weld Assembly 2 80435 Set Screw, Hex Socket, Cup Point, 3/8" x 3/4" 2 84969 Hex Jam Nut, 3/8"
6	146258	AR	Washer, 1 9/32" I.D. x 1 3/4" O.D. x .060"
7	43048	6	Bearing Flange 9 88682 Carriage Bolt, 3/8" x 1" 9 80680 Lockwasher, 3/8" 9 84944 Hex Nut, 3/8"
8	38766	3	Ball Bearing
9	38767	3	Bearing Collar 3 80429 Set Screw, Hex Socket, Cup Point, 5/16" x 5/16"
10	40912	2	Bevel Pinion 4 80435 Set Screw, Hex Socket, Cup Point, 3/8" x 3/4" 4 84969 Hex Jam Nut, 3/8"
11	58118	2	Shear Bolt w/Locknut
12	35469	1	Chain Idler Assembly 1 88790 Carriage Bolt, 1/2" x 4 1/2" 6 80700 Plain Washer, 1/2" 1 80679 Lockwasher, 1/2" 2 84946 Hex Nut, 1/2"
13	122899	1	Bevel Pinion, Hex Bore
14	26130	AR	Washer, 1 1/64" I.D. x 1 5/8" O.D. x .060"
15	49436	8	Ball Bearing, Hex Bore
16	122950	2	Sprocket, Rear, 11T
17	52581	2	Rear Pinion Shaft, 6 1/2" Long 4 80754 Cotter Pin, 3/16" x 1 1/2"
18	122797	2	Universal Shaft, Short, 4 13/32" Long 4 80754 Cotter Pin, 3/16" x 1 1/2" 4 88313 Drive Loc-Pin, 1/4" x 1 3/4"
19	251034	1	Bevel Pinion
20	122877	2	Yoke
21	122878	2	Universal Block 2 87414 Grease Fitting, 1/4"-28, Straight, Self-Tapping
22	122879	4	Pin AR 88426 Washer, 7/16"
23	226232	1	Sprocket, 33T 4 87982 Cap Screw, Hex Head, 3/8" x 3/4", Grade 5
24	219865	2	Sprocket Weld Assembly
25	122941	2	Universal Shaft, Long 15 3/32" 2 80740 Cotter Pin, 1/8" x 1 1/2" 2 88313 Drive Lock-Pin, 1/4" x 1 3/4"
26	165674	2	Idler Bracket Weld Assembly 2 84947 Hex Nut, 5/8" 2 84971 Hex Jam Nut, 5/8"

AR - As Required

CONTINUE

MODEL 770R ROW CROP
 MAIN DRIVE AND GATHERING CHAIN GROUP (LEFT SIDE SHOWN) (CONTINUED)

Ref. No.	Part No.	No. Used	Description
27	138728	8	Cap 8 280119 Cap Screw, Hex Head, 5/8" x 3 1/2", Grade 5 8 84057 Lockwasher, 5/8" 8 84947 Hex Nut, 5/8"
28	138741	8	Sprocket, 9 Tooth
29	12084	8	Retaining Ring
30	66553	8	Bearing
31	27258	4	Stop
32	137467	4	Guard
33	87365	12	Plain Washer, 5/8"
34	137560	2	Washer
35	163198	4	Idler Support Weld Assembly
36	165673	2	Bracket 6 88011 Cap Screw, Hex Head, 3/8" x 1 1/4" 6 80680 Lockwasher, 3/8" 6 84944 Hex Nut, 3/8"
37	214498	2	Bracket Weld Assembly
38	137575	2	Spring
39	37895	2	Pivot Pin
40	137558	2	Support Weld Assembly
41	137555	2	Cam Weld Assembly 2 84057 Lockwasher, 5/8" 2 84947 Hex Nut, 5/8"
42	137559	2	Base Plate 4 88011 Cap Screw, Hex Head, 3/8" x 1 1/4" 4 80680 Lockwasher, 3/8"
43	36853	2	Flangette
44	50775	2	Hex Bearing
45	122922	2	Flangette Weld Assembly 6 80681 Lockwasher, 5/16" 6 84943 Hex Nut, 5/16"
46	122938	2	Sprocket, 9 Tooth
47	122945	2	Upper Gathering Chain Assembly, CA620, 59 Pitches AR 43614 Roller Link AR 42948 Attachment Link AR 128751 Offset Link AR 128694 Connector Link
48	43087	2	Chain Support, 30 1/2" Long 10 84623 Bolt, Round Head, Short Square Neck, 1/4" x 1" 10 87361 Plain Washer, 1/4" 10 80682 Lockwasher, 1/4" 10 84942 Hex Nut, 1/4"
49	122944	2	Lower Gathering Chain Assembly, CA620, 42 Pitches AR 43614 Roller Link AR 42948 Attachment Link AR 128751 Offset Link AR 128694 Connector Link
50	122887	2	Chain Support, 17 3/4" Long 6 84623 Bolt, Round Head, Short Square Neck, 1/4" x 1" 6 87361 Plain Washer, 1/4" 6 80682 Lockwasher, 1/4" 6 84942 Hex Nut, 1/4"
51	43513	4	Support Plate
52	27697	AR	Washer, Special

AR - As Required

CONTINUE

MODEL 770R ROW CROP
 MAIN DRIVE AND GATHERING CHAIN GROUP (LEFT SIDE SHOWN) (CONTINUED)

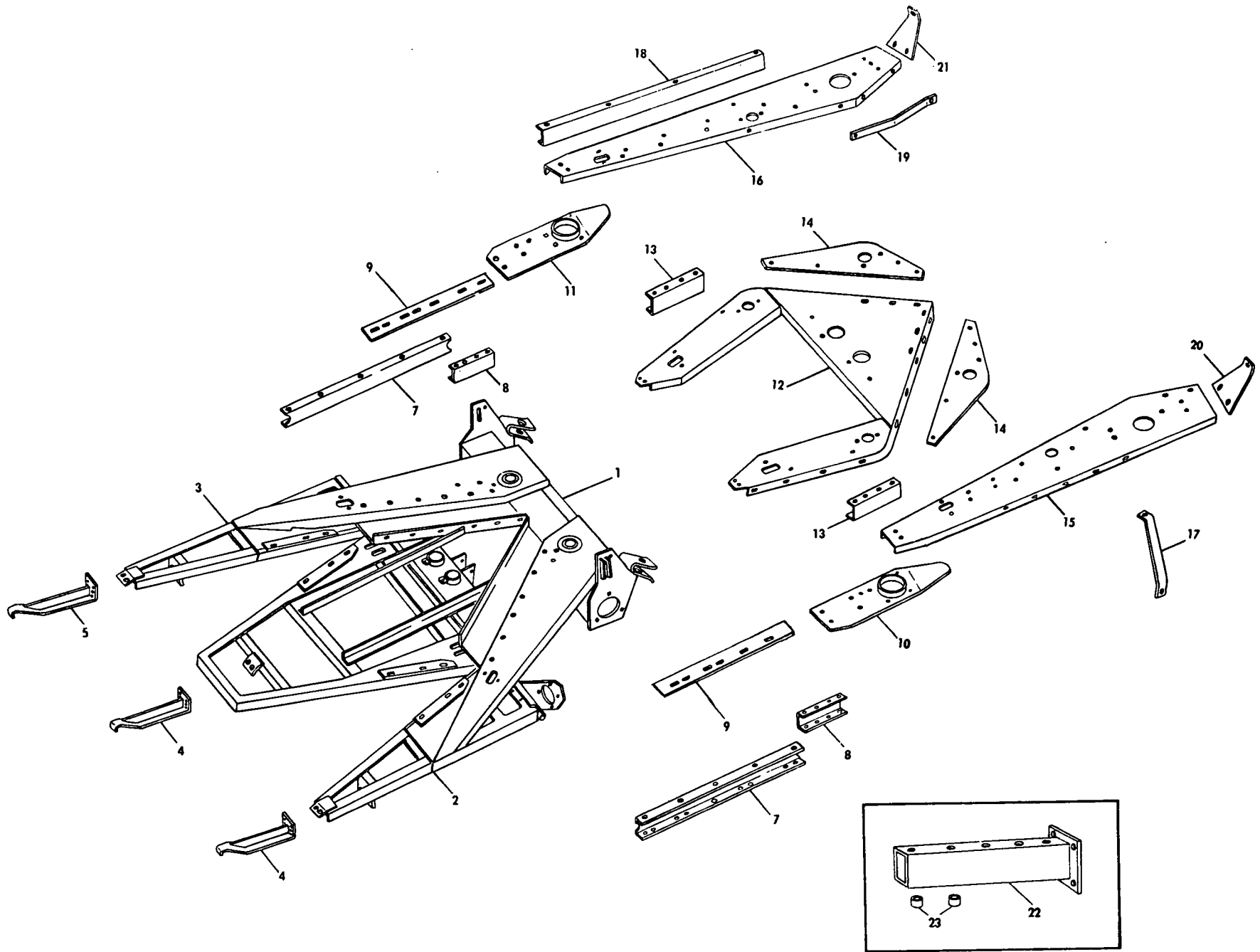
Ref. No.	Part No.	No. Used	Description
53	257286	1	Hinge Pin
54	706032	1	Shield Weld Assembly
		1	80681 Lockwasher, 5/16"
		1	80801 Wing Nut, 5/16"
55	183584	1	Hinge
		2	87872 Cap Screw, Hex Head, 5/16" x 3/4"
		2	80664 Plain Washer, 5/16"
		2	80681 Lockwasher, 5/16"
		2	84943 Hex Nut, 5/16"

SUGGESTED GATHERING CHAIN SPEED

SPROCKET	MILES PER HOUR	CONDITION
122738, 24T	3 to 4	Light cutting in short corn 3rd or 4th gear in most tractors
122737, 28T	2 to 3	Average crop conditions 2nd or 3rd gear in most tractors

MODEL 717R2 AND 717N2 ROW CROP
MAIN FRAME AND CHAIN BOARD GROUP

114



MODEL 717R2 AND 717N2 ROW CROP
MAIN FRAME AND CHAIN BOARD GROUP

Ref. No.	Part No.	No. Used		Description
		717 R2	717 N2	
1	165937	1		Main Frame Weld Assembly
	165972		1	Main Frame Weld Assembly
2	226063	1	1	Frame Extension Weld Assembly, Left Hand ---Replaces 122817 3 87285 Cap Screw, 3/8" x 7/8" 3 80680 Lockwasher, 3/8" 3 84944 Nut, 3/8"
3	226064	1	1	Frame Extension Weld Assembly, Right Hand ---Replaces 122829 3 87285 Cap Screw, 3/8" x 7/8" 3 80680 Lockwasher, 3/8" 3 84944 Nut, 3/8"
4	122739	2	2	Shoe Weld Assembly, Left Hand 4 88206 Cap Screw, 3/8" x 1" 4 80680 Lockwasher, 3/8" 4 84944 Nut, 3/8"
5	122740	1	1	Shoe Weld Assembly, Right Hand 2 88206 Cap Screw, 3/8" x 1" 2 80680 Lockwasher, 3/8" 2 84944 Nut, 3/8"
7	132749	2	2	Chain Guide Lower, 23" Long 10 88859 Cap Screw, 5/16" x 5/8" 10 80681 Lockwasher, 1/4" 10 84943 Nut, 5/16"
8	122912	2	2	Support Channel, 7 1/8" 8 88859 Cap Screw, 5/16" x 5/8" 8 80681 Lockwasher, 5/16" 8 84943 Nut, 5/16"
9	165730	2	2	Support Plate
10	243242	1	1	Stripper Weld Assembly, L.H. ---Replaces 144070, 144075 1 88715 Carriage Bolt, 1/4" x 1/2" 1 84468 Machine Screw, Truss Head, 1/4" x 5/8" 1 87361 Plain Washer, 1/4" 2 80682 Lockwasher, 1/4" 2 84942 Nut, 1/4" 2 84467 Machine Screw, Truss Head, 1/4" x 1/2" 2 84060 Locknut, 1/4"
11	243243	1	1	Stripper Weld Assembly, R.H. ---Replaces 144069 144076 1 88715 Carriage Bolt, 1/4" x 1/2" 1 84468 Machine Screw, Truss Head, 1/4" x 5/8" 1 87361 Plain Washer, 1/4" 2 80682 Lockwasher, 1/4" 2 84942 Nut, 1/4" 2 84467 Machine Screw, Truss Head, 1/4" x 1/2" 2 84060 Locknut, 1/4"
12	165739	1		Center Chain Board Weld Assembly 4 87872 Cap Screw, 5/16" x 3/4", Grade 5 4 80681 Lockwasher, 5/16" 4 84943 Nut, 5/16"
13	132544	2	2	Middle Chain Guide, 8 1/2" Long 4 87872 Cap Screw, 5/16" x 3/4", Grade 5 4 80681 Lockwasher, 5/16" 4 84943 Nut, 5/16"

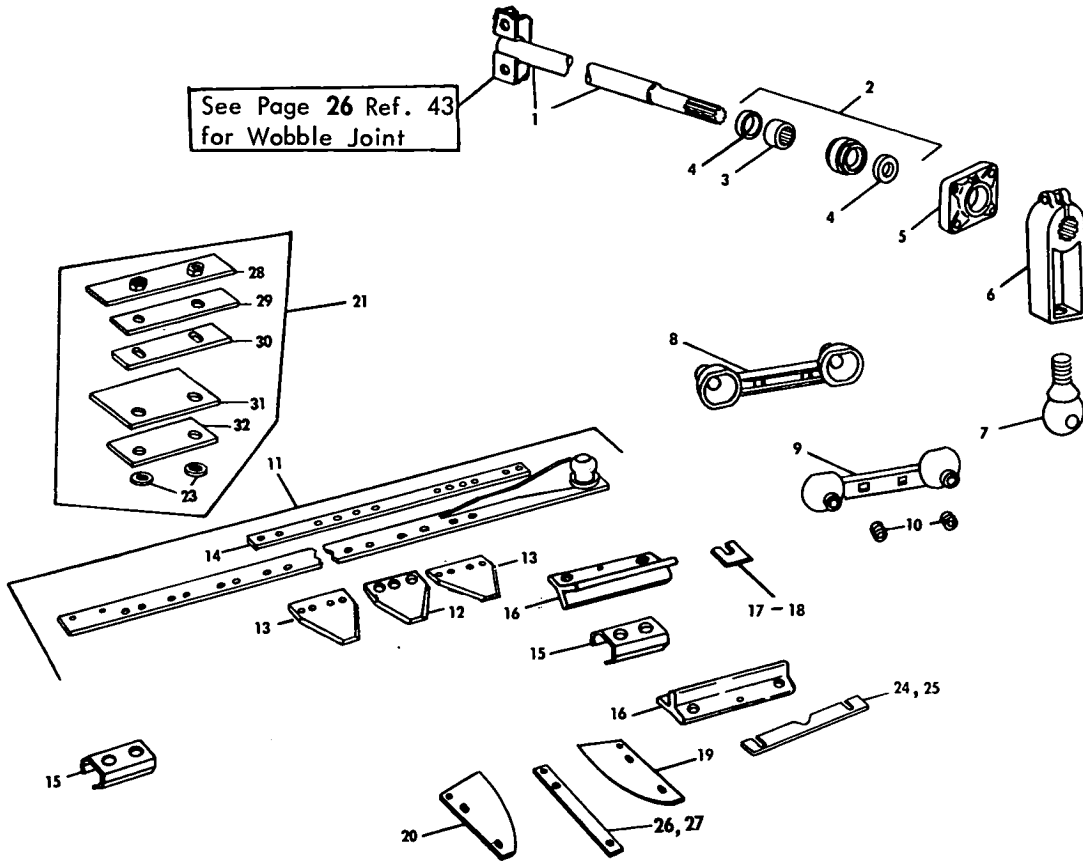
CONTINUE

MODEL 717R2 AND 717N2 ROW CROP

MAIN FRAME AND CHAIN BOARD GROUP (CONTINUED)

Ref. No.	Part No.	No. Used		Description
		717R2	717N2	
14	122892	2		Support Plate
	132510		2	Support Plate
				4 84468 Machine Screw, Truss Head, 1/4" x 5/8"
				4 80682 Lockwasher, 1/4"
15	165738	1		Upper Chain Board Weld Assembly, L.H.
	165957		1	Upper Chain Board Weld Assembly, L.H.
				2 87872 Cap Screw, 5/16" x 3/4", Grade 5
				2 88434 Cap Screw, 3/8" x 3/4"
				2 80681 Lockwasher, 5/16"
				2 80680 Lockwasher, 3/8"
16	165740	1		Upper Chain Board Weld Assembly, R.H.
	165958		1	Upper Chain Board Weld Assembly, R.H.
				2 87872 Cap Screw, 5/16" x 3/4", Grade 5
				2 88434 Cap Screw, 3/8" x 3/4"
				2 80681 Lockwasher, 5/16"
				2 84943 Nut, 5/16"
17	122811	2	2	Support Brace (Left Side Shown)
				2 88206 Cap Screw, 3/8" x 1"
				2 88011 Cap Screw, 3/8" x 1 1/4"
				4 80680 Lockwasher, 3/8"
				4 84944 Nut, 3/8"
	18	122891	2	2
				8 88165 Cap Screw, 1/4" x 5/8"
				8 87281 Cap Screw, 5/16" x 3/4"
				8 80682 Lockwasher, 1/4"
				8 87361 Plain Washer, 1/4"
				8 84942 Nut, 1/4"
19	122910	2		Guide Strip (Right Side Shown)
	132534		2	Guide Strip
				4 84909 Machine Screw, Truss Head, 1/4" x 3/4"
				4 87361 Plain Washer, 1/4"
				4 80682 Lockwasher, 1/4"
				4 84942 Nut, 1/4"
20	122908	1		Support Bracket, L.H.
	132535		1	Support Bracket, L.H.
		1	3	87255 Machine Screw, Truss Head, 5/16" x 5/8"
		2		87872 Cap Screw, 5/16" x 3/4", Grade 5
			3	80681 Lockwasher, 5/16"
			3	84943 Nut, 5/16"
21	122909	1		Support Bracket, R.H.
	132536		1	Support Bracket, R.H.
		1	3	87255 Machine Screw, Truss Head, 5/16" x 5/8"
		2		87872 Cap Screw, 5/16" x 3/4", Grade 5
			3	80681 Lockwasher, 5/16"
			3	84943 Nut, 5/16"
22	122587	2	2	Axle Extension Weld Assembly
				4 88173 Cap Screw, 7/16" x 6"
				8 87363 Plain Washer, 7/16"
				4 81547 Lockwasher, 7/16"
				4 84945 Nut, 7/16"
	23	100635	4	4

MODEL 717R2 AND 717N2 ROW CROP
KNIFE GROUP



Ref. No.	Part No.	No. Used		Description
		717R2	717N2	
1	246684	1	1	Drive Shaft Weld Assembly ---Replaces 133000 2 87196 Cap Screw, 5/8" x 1 3/4" 2 84057 Lockwasher, 5/8"
2	122623	1	1	Bearing Assembly (Includes Ref. 3 Bearing and 2 of Ref. 4 Oil Seals)
3	122677	1	1	Needle Bearing
4	37857	2	2	Oil Seal
5	66488	1	1	Bearing Housing 1 80710 Grease Fitting, 1/8" P.T. Straight 4 87412 Cap Screw, 1/2" x 1 1/4" 4 80679 Lockwasher, 1/2" 4 84946 Nut, 1/2"
6	122626	1	1	Sickle Drive Arm 1 87972 Cap Screw, 1/2" x 2 1/2", Grade 5 1 80679 Lockwasher, 1/2" 1 84946 Nut, 1/2"
7	40449	1	1	Knife Head Ball 1 80679 Lockwasher, 1/2" 1 84946 Nut, 1/2"
8	35255	1		Pitman Connecting Link
8A	133107		2	Pitman Connecting Link 2 87593 Carriage Bolt, 3/8" x 2 1/2" 2 80702 Plain Washer, 3/8" 2 84040 Locknut, 3/8" 2 87415 Grease Fitting, 1/4"-28-90°, Self-Tapping
9	35257	1		Pitman Connecting Link 2 87415 Grease Fitting, 1/4"-28, 90°, Self-Tapping 2 87593 Carriage Bolt, 3/8" x 2 1/2" 2 80702 Plain Washer, 3/8" 2 84040 Locknut, 3/8"

CONTINUE

MODEL 717R2 AND 717N2 ROW CROP
KNIFE GROUP (CONTINUED)

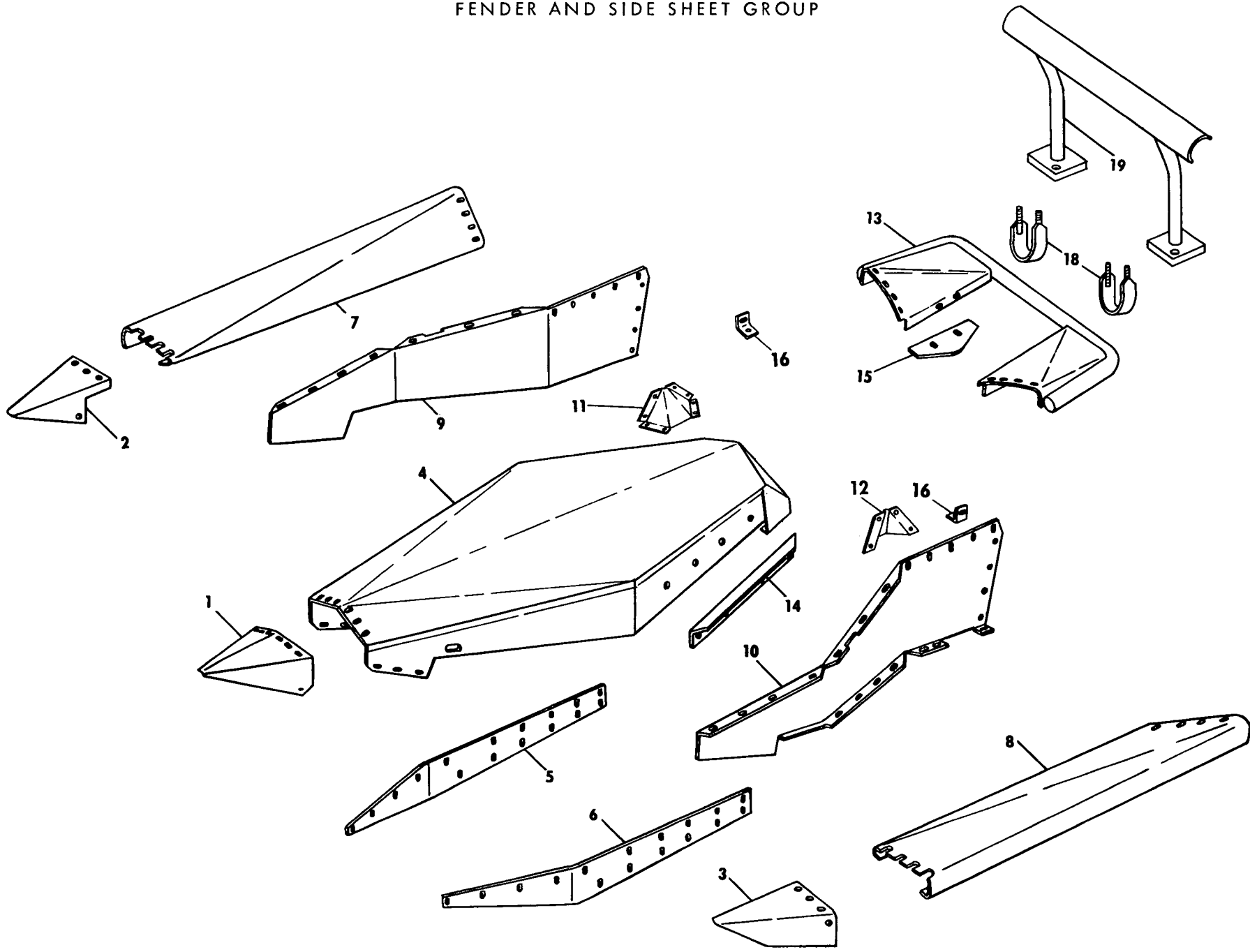
Ref. No.	Part No.	No. Used		Description
		717R2	717N2	
10	47747	2	2	Connecting Link Spring
11	227837	1		Knife Assembly ---Replaces 143365
	227838		1	Knife Assembly ---Replaces 143366
12	138736	2	2	Sickle Knife 4 87393 Rivet Countersunk Head, 1/4" x 3/4" 4 88929 Rivet Countersunk Flat Head, 1/4" x 7/8"
13	138737	4	4	Knife Section, Blank 8 87393 Rivet Countersunk Head, 1/4" x 3/4" 8 88929 Rivet Countersunk Flat Head, 1/4" x 7/8"
14	227111	1	1	Sickle Knife Support Strip (Must use 88929 Rivets) (Used with Current Style Knife Assembly)
15	122902	2	2	Knife Slide 4 88859 Cap Screw, Hex Head, 5/16" x 5/8" 4 80681 Lockwasher, 5/16"
16	122903	4	4	Knife Guide
		4	3	80711 Grease Fitting, 1/8" P.T., 67 1/2° 8 88632 Carriage Bolt, 3/8" x 1 1/4", Grade 5 8 80680 Lockwasher, 3/8" 8 84944 Hex Nut, 3/8"
17	122889	AR	AR	Knife Guide Shim, .015"
18	122888	AR	AR	Knife Guide Shim, .030"
19	39827	2	2	Side Knife, L.H. 4 88011 Cap Screw, Hex Head, 3/8" x 1 1/4" 2 81734 Machine Screw, Flat Head, 1/4" x 1" 8 80702 Plain Washer, 3/8" 4 87361 Plain Washer, 1/4" 4 80680 Lockwasher, 3/8" 2 80682 Lockwasher, 1/4" 4 84944 Hex Nut, 3/8" 2 84942 Hex Nut, 1/4"
20	39826	2	2	Side Knife, R.H. 4 88011 Cap Screw, Hex Head, 3/8" x 1 1/4" 2 81734 Machine Screw, Flat Head, 1/4" x 1" 8 80702 Plain Washer, 3/8" 4 87361 Plain Washer, 1/4" 4 80680 Lockwasher, 3/8" 2 80682 Lockwasher, 1/4" 4 84944 Hex Nut, 3/8" 2 84942 Hex Nut, 1/4"
21	95259	2	2	Wear Plate Service Kit (Includes 2-130879; 2-130880; 4-130881; 4-130882; 2-130883, 4-88011, and 4-80680)
23	34187	8	8	Washer, 13/32" I.D. x 1" O.D. x 105"
24	128654	AR	AR	Knife Guide Shim, .015"
25	128653	AR	AR	Knife Guide Shim, .030"
26	43663	AR	AR	Knife Shim, .036"
27	43662	AR	AR	Knife Shim, .060"
27A	136936	AR	AR	Knife Shim, .015"
28	130883	2	2	Wear Plate Weld Assembly 4 88044 Cap Screw, Hex Head, 3/8" x 1 1/2" 4 80680 Lockwasher, 3/8"
29	130881	AR	AR	Shim, .015"
30	130880	2	2	Spacer
31	130879	2	2	Wear Plate
32	130882	AR	AR	Shim, .036"

AR - As Required

NOTES

MODEL 717R2 AND 717N2 ROW CROP
FENDER AND SIDE SHEET GROUP

120



MODEL 717R2 AND 717N2 ROW CROP

FENDER AND SIDE SHEET GROUP

Ref. No.	Part No.	No. Used		Description	
		717R2	717N2		
1	122722	1		Center Point Weld Assembly	
		132520	1	Center Point Weld Assembly	
			6	4	84896 Machine Screw, Truss Head, 5/16" x 3/4"
			6	4	87362 Plain Washer, 5/16"
			6	4	80681 Lockwasher, 5/16"
				2	87101 Machine Screw, Truss Head, 3/8" x 3/4"
			2		80702 Plain Washer, 3/8"
				2	80680 Lockwasher, 3/8"
				2	84944 Nut, 3/8"
	2	122726	1	1	Point Weld Assembly, R.H.
				4	84896 Machine Screw, Truss Head, 5/16" x 3/4"
				4	87362 Plain Washer, 5/16"
				4	80681 Lockwasher, 5/16"
				4	84943 Nut, 5/16"
				2	84496 Machine Screw, Truss Head, 3/8" x 1"
				2	80680 Lockwasher, 3/8"
				2	84944 Nut, 3/8"
3	122727	1	1	Point Weld Assembly, L.H.	
				4	84896 Machine Screw, Truss Head, 5/16" x 3/4"
				4	87362 Plain Washer, 5/16"
				4	80681 Lockwasher, 5/16"
				4	84943 Nut, 5/16"
				2	87101 Machine Screw, Truss Head, 3/8" x 3/4"
				2	80680 Lockwasher, 3/8"
				2	84944 Nut, 3/8"
4	122747	1		Hood Weld Assembly (Shown)	
		132504	1	Hood Weld Assembly (Not Shown)	
			14	16	6 84468 Machine Screw, Truss Head, 1/4" x 5/8"
					88165 Cap Screw, 1/4" x 5/8"
					2 88573 Cap Screw, 1/4" x 3/4"
			8		87872 Cap Screw, 5/16" x 3/4", Grade 5
			2		88434 Cap Screw, 3/8" x 3/4"
			4		87285 Cap Screw, 3/8" x 7/8"
			20	24	87361 Plain Washer, 1/4"
			8		87362 Plain Washer, 5/16"
			20	24	80682 Lockwasher, 1/4"
			8		80681 Lockwasher, 5/16"
			6		80680 Lockwasher, 3/8"
			20	24	84942 Nut, 1/4"
		8		84943 Nut, 5/16"	
		6		84944 Nut, 3/8"	
5	122915	1		Side Sheet, R.H.	
				16 84468 Machine Screw, Truss Head, 1/4" x 5/8"	
				16 87361 Plain Washer, 1/4"	
				16 80682 Lockwasher, 1/4"	
				16 84942 Nut, 1/4"	
6	122914	1		Side Sheet, L.H.	
				16 84468 Machine Screw, Truss Head, 1/4" x 5/8"	
				16 87361 Plain Washer, 1/4"	
				16 80682 Lockwasher, 1/4"	
				16 84942 Nut, 1/4"	

CONTINUE

MODEL 717R2 AND 717N2 ROW CROP
FENDER AND SIDE SHEET GROUP (CONTINUED)

Ref. No.	Part No.	No. Used		Description
		717R2	717N2	
7	122882	1		Fender, R.H.
	132487		1	Fender, R.H.
		5	6	84468 Machine Screw, Truss Head, 1/4" x 5/8"
			4	88165 Cap Screw, 1/4" x 5/8"
		4	9	87361 Plain Washer, 1/4"
		4	9	80682 Lockwasher, 1/4"
		4	9	84942 Nut, 1/4"
8	122883	1		1 84060 Locknut, 1/4"
	132486		1	Fender, L.H.
		5	6	Fender, L.H.
			4	84468 Machine Screw, Truss Head, 1/4" x 5/8"
		4	9	88165 Cap Screw, 1/4" x 5/8"
		4	9	87361 Plain Washer, 1/4"
		4	9	80682 Lockwasher, 1/4"
9	144071	1		84942 Nut, 1/4"
	144078		1	1 84060 Locknut, 1/4"
		10	6	Side Sheet Weld Assembly, R.H.
			2	Side Sheet Weld Assembly, R.H.
			1	84468 Machine Screw, Truss Head, 1/4" x 5/8"
		10	9	88165 Cap Screw, 1/4" x 5/8"
		10	9	87679 Bolt, Round Head, Short Square Neck, 1/4" x 3/4"
10	144072	1		87361 Plain Washer, 1/4"
	144077		1	80682 Lockwasher, 1/4"
		10	6	84942 Nut, 1/4"
			2	Side Sheet Weld Assembly, L.H.
		10	9	Side Sheet Weld Assembly, L.H.
		10	9	84468 Machine Screw, Truss Head, 1/4" x 5/8"
		10	9	88165 Cap Screw, 1/4" x 5/8"
11	144081	1	1	87679 Bolt, Round Head, Short Square Neck, 1/4" x 3/4"
				87361 Plain Washer, 1/4"
				80682 Lockwasher, 1/4"
				84942 Nut, 1/4"
				"U" Joint Cover, R.H.
				4 84468 Machine Screw, Truss Head, 1/4" x 5/8"
				2 84467 Machine Screw, Truss Head, 1/4" x 1/2"
12	144082	1	1	2 87140 Cap Screw, 1/4" x 1"
				6 87362 Plain Washer, 5/16"
				4 87361 Plain Washer, 1/4"
				6 80682 Lockwasher, 1/4"
				2 84060 Locknut, 1/4"
				4 84942 Nut, 1/4"
				"U" Joint Cover, L.H.
13	122724	1		4 84468 Machine Screw, Truss Head, 1/4" x 5/8"
	132503		1	2 84467 Machine Screw, Truss Head, 1/4" x 1/2"
				4 87362 Plain Washer, 5/16"
				2 87361 Plain Washer, 1/4"
				4 80682 Lockwasher, 1/4"
				2 84060 Locknut, 1/4"
				2 84942 Nut, 1/4"
13	122724	1		Fender Tip Weld Assembly
	132503		1	Fender Tip Weld Assembly
				4 87872 Cap Screw, 5/16" x 3/4", Grade 5
				4 87362 Plain Washer, 5/16"
				4 80681 Lockwasher, 5/16"
			4 84943 Hex Nut, 5/16"	

CONTINUE

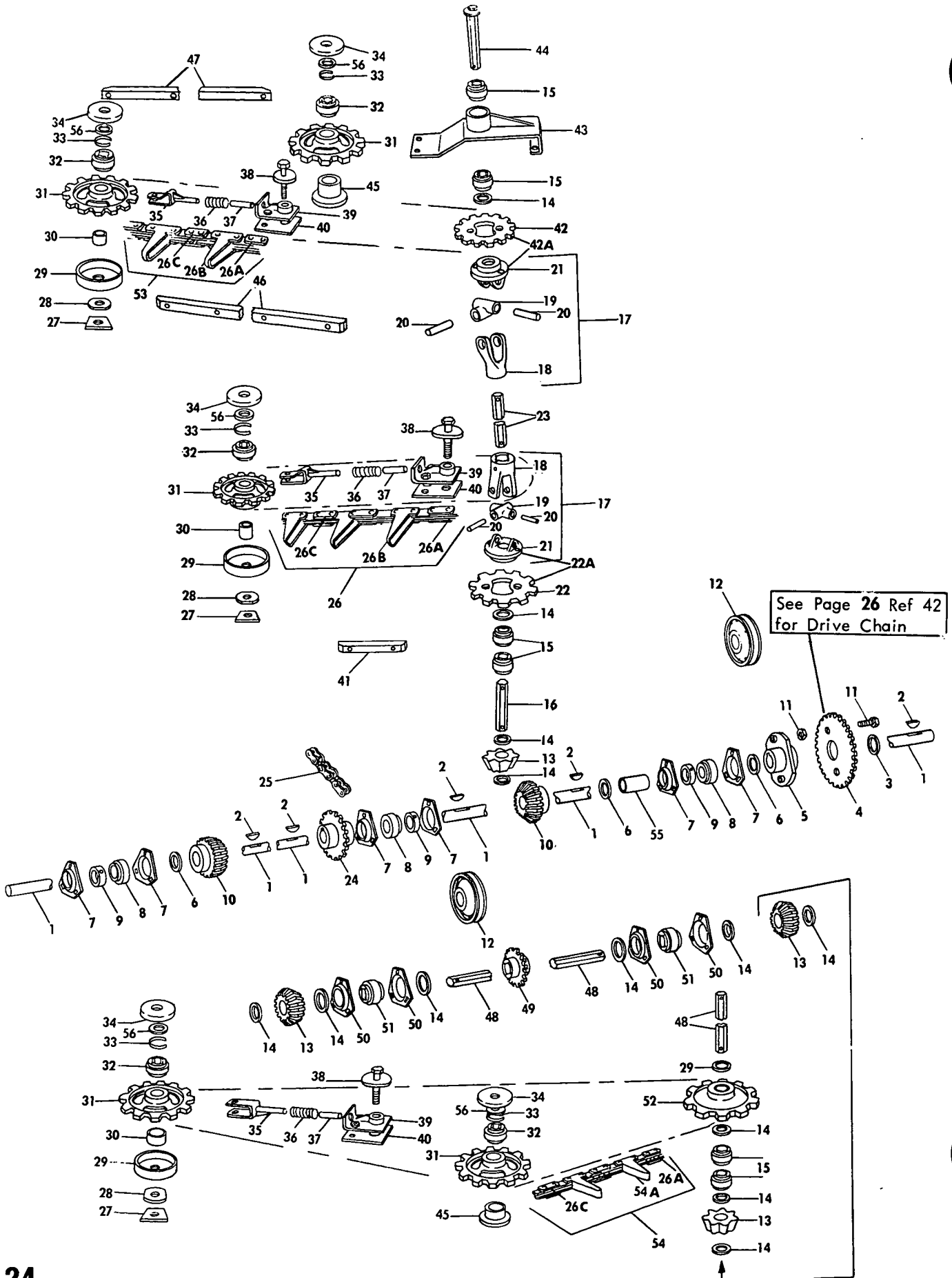
MODEL 717R2 AND 717N2 ROW CROP
FENDER AND SIDE SHEET GROUP (CONTINUED)

Ref. No.	Part No.	No. Used		Description
		717 R2	717 N2	
14	122881	2	2	Stalk Guide 8 84468 Machine Screw, Truss Head, 1/4" x 5/8" 8 87361 Plain Washer, 1/4" 8 80682 Lockwasher, 1/4" 8 84942 Nut, 1/4"
15	122911	2	2	Guide Plate 4 87255 Machine Screw, Truss Head, 5/16" x 5/8" 4 87362 Plain Washer, 5/16" 4 80681 Lockwasher, 5/16" 4 84943 Nut, 5/16"
16	*144083	2	2	Clip
	**258797	1	1	Bracket, Right Hand
	**258798	1	1	Bracket, Left Hand 4 87639 Bolt, Round Head, Short Square Neck, 5/16" x 3/4" 4 87362 Plain Washer, 5/16" 4 80681 Lockwasher, 5/16" 4 84943 Nut, 5/16"
18	54097	2	2	Stalk Bumper Strap 4 80680 Lockwasher, 3/8" 4 84944 Nut, 3/8"
19	133001	1	1	Stalk Bumper Weld Assembly

* Used on and below Serial No. 184444 on 717R2 and 187910 on 717N2.

** Used on and above Serial No. 184445 on 717R2 and 187911 on 717N2.

MODEL 717R2 AND 717N2 ROW CROP
 MAINDRIVE SHAFT AND GATHERING CHAIN GROUP (LEFT SIDE SHOWN)



MODEL 717R2 AND 717N2 ROW CROP
MAIN DRIVE SHAFT AND GATHERING CHAIN GROUP
(LEFT SIDE SHOWN)

Ref. No.	Part No.	No. Used		Description
		717R2	717N2	
1	122904	1	1	Main Cross Shaft 1 87400 Cotter Pin, 3/16" x 2"
2	87123	4	4	Woodruff Key, #28, 5/16" x 2 1/8"
3	32867	2	2	Washer, 1 17/64" I.D. x 2 3/4" O.D. x .065"
4	122737	1	1	Change Sprocket, w/Sleeves, #RC 60, 28T
	122738	1	1	Change Sprocket, w/Sleeves, #RC 60, 24T
	122754	1	1	Change Sprocket, w/Sleeves, #RC 60, 34T (Optional)
				1 88312 Hex Tap Bolt, 5/16" x 2" 1 80681 Lockwasher, 5/16" 1 00322 Washer, Special 1 47568 Spacer 2 84943 Hex Nut, 5/16" (This Hardware used to secure change sprockets, not in use, to machine)
5	245118	1	1	Sprocket Shear Hub Weld Assembly ---Replaces 122735 2 80435 Set Screw, Hex Socket, Cup Point, 3/8" x 3/4" 2 84969 Hex Jam Nut, 3/8"
6	146258	AR	AR	Washer 1 9/32" I.D. x 1 3/4" O.D. x .060" ---Replaces 32455
7	43048	6	6	Bearing Flange 9 88682 Carriage Bolt, 3/8" x 1" 9 80680 Lockwasher, 3/8" 9 84944 Nut, 3/8"
8	38766	3	3	Ball Bearing
9	38767	3	3	Bearing Collar 3 80429 Set Screw, 5/16" x 5/16"
10	40912	2	2	Bevel Pinion 4 80435 Set Screw, Hex Socket, Cup Point, 3/8" x 3/4" 4 84969 Hex Jam Nut, 3/8"
11	58118	2	2	Shear Bolt w/Locknut
12	35469	2	2	Chain Idler Assembly 1 87339 Cap Screw, Hex Head, 1/2" x 3" 1 87972 Cap Screw, Hex Head, 1/2" x 2 1/2", Grade 5 9 87364 Plain Washer, 1/2" 2 80679 Lockwasher, 1/2" 2 84946 Hex Nut, 1/2"
13	122899	6	6	Bevel Pinion, Hex Bore
14	26130	AR	AR	Washer, 1 1/64" I.D. x 1 3/8" O.D. x .060"
15	49436	12	12	Ball Bearing, Hex Bore, Cylindrical
16	122905	2	2	Rear Pinion Shaft, 5 21/32" Long 2 80740 Cotter Pin, 1/8" x 1 1/2" 2 88313 Drive-Lok Pin, 1/4" x 1 3/4"
17	122808	4	4	"U" Joint Assembly (Includes Ref. Nos. 18, 19, 20 and 21)
18	122877	4	4	Yoke
19	122878	4	4	Universal Block 4 87414 Grease Fitting, 1/4"-28, Straight, Self-Tapping
20	122879	8	8	Pin, 2 55/64" Long AR 88426 Spacer Washer, 7/16"
21	**122876	4	4	Yoke and Flange
22	**122873	2	2	Sprocket, 11T 4 88659 Cap Screw, 3/8" x 3/4", Grade 8 (Peen after assy.)
22A	222288	2	2	Sprocket, 11T w/Yoke (Current Style)
23	122906	2	2	Universal Shaft, Long, 14 7/8"

** When replacement is needed it is recommended you replace with Ref. #22A or 42A whichever is applicable
AR - As Required

CONTINUE

MODEL 717R2 AND 717N2 ROW CROP
MAIN DRIVE SHAFT AND GATHERING CHAIN GROUP (CONTINUED)
(LEFT SIDE SHOWN)

Ref. No.	Part No.	No. Used		Description
		717R2	717N2	
24	122736	1	1	Center Gathering Chain Drive Sprocket, 18T, RC #50 2 80435 Set Screw, Hex Socket, Cup Point, 3/8" x 3/4" 2 84969 Hex Jam Nut, 3/8"
25	122896	1	1	Drive Chain, #RC 50, 70 Pitches AR 25805 Roller Link, #RC 50 AR 42472 Coupler Link, #RC 50 AR 25816 Offset Link, #RC 50
26	122880	2	2	Lower Gathering Chain Assembly, CA 620 (Roller Type) (Long Flight)
26A	43614	AR	AR	Roller Link
26B	42948	AR	AR	Attachment Link Assembly (3 Pitches - Long Flight)
26C	128694	AR	AR	Connector Link, Rivet Type
27	43513	6	6	Support Plate
28	137560	6	6	Washer
29	137467	6	6	Guard
30	27258	6	6	Stop
31	138741	10	10	Sprocket, 9 Tooth
32	66553	10	10	Bearing
33	12084	10	10	Retaining Ring
34	138728	10	10	Cap 10 87203 Cap Screw, Hex Head, 5/8" x 3 1/2" 4 80299 Plain Washer, 5/8" 10 84057 Lockwasher, 5/8" 10 84947 Hex Nut, 5/8" AR 27697 Washer, Special
35	214498	6	6	Bracket Weld Assembly
36	137575	6	6	Spring
37	37895	6	6	Pin
38	137555	6	6	Cam Weld Assembly 6 84057 Lockwasher, 5/8" 6 84947 Hex Nut, 5/8"
39	137558	6	6	Support Plate Weld Assembly
40	137559	6	6	Base Plate 12 88011 Cap Screw, Hex Head, 3/8" x 1 1/4" 12 80680 Lockwasher, 3/8"
41	122898	2	2	Lower Chain Support, 10 7/8" Long 4 88356 Carriage Bolt, 1/4" x 1" 4 87361 Plain Washer, 1/4" 4 80682 Lockwasher, 1/4" 4 84942 Nut, 1/4"
42	**122807	2	2	Sprocket, 9 Tooth 4 88659 Cap Screw, Hex Head, 3/8" x 3/4", Grade 8, (Peen after assembly)
42A	222290	2	2	Sprocket, 9 Tooth w/Yoke (Current Style)
43	214677	2	2	Bracket Weld Assembly ---Replaces 166205 8 87285 Cap Screw, Hex Head, 3/8" x 7/8" 8 80680 Lockwasher, 3/8" 8 84944 Hex Nut, 3/8"
44	122743	2	2	Universal Short Shaft Weld Assembly 4 13/32" Long
45	163198	4	4	Idler Support Weld Assembly
46	43087	2	2	Chain Support 10 88356 Carriage Bolt, 1/4" x 1" 10 87361 Plain Washer, 1/4" 10 80682 Lockwasher, 1/4" 10 84942 Hex Nut, 1/4"

AR - As Required

** When replacement is needed it is recommended you replace with Ref.#22A or 42A whichever is applicable.

CONTINUE

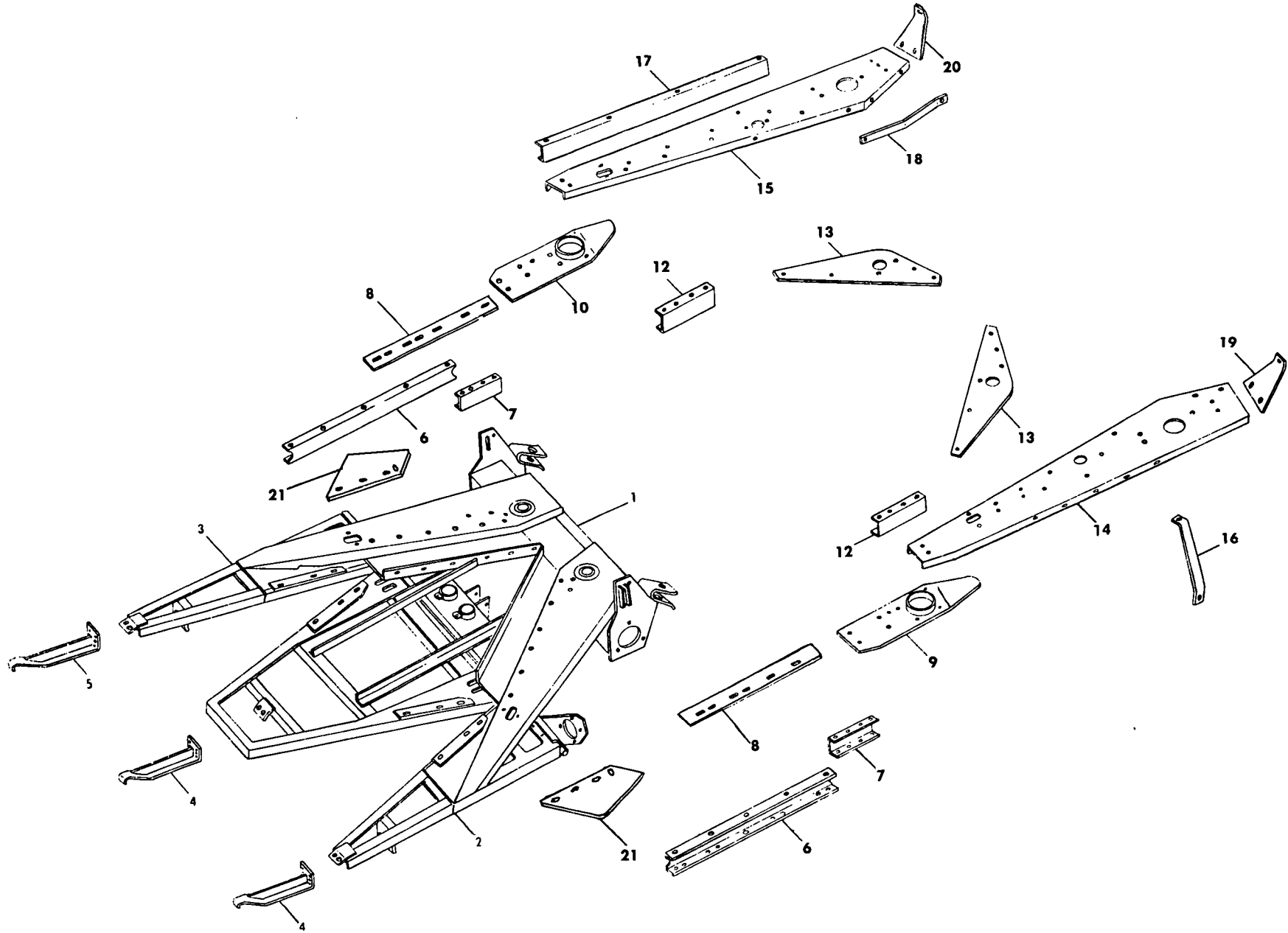
MODEL 717R2 AND 717N2 ROW CROP
 MAIN DRIVE SHAFT AND GATHERING CHAIN GROUP (CONTINUED)
 (LEFT SIDE SHOWN)

Ref. No.	Part No.	No. Used		Description
		717R2	717N2	
47	122887	2	2	Chain Support, Upper, Inside, 17 3/4" Long 6 88356 Carriage Bolt, 1/4" x 1" 6 87361 Plain Washer, 1/4" 6 80682 Lockwasher, 1/4" 6 84942 Hex Nut, 1/4"
48	52581	3	3	Hex Shaft, 6 19/32" Long 6 80740 Cotter Pin, 1/8" x 1 1/2"
49	49644	1	1	Sprocket, 15T, #RC 50 ---Replaces 122729
50	43056	4	4	Bearing Flange 6 87639 Bolt, Short Square Neck, 5/16" x 3/4" 6 80681 Lockwasher, 5/16" 6 84943 Hex Nut, 5/16"
51	50775	2	2	Ball Bearing, Hex Bore, Spherical
52	122938	2	2	Sprocket, Hex Bore, 9T
53	122900	2	2	Top Gathering Chain, CA620 (Roller Type) (Long Flight)
54	122886	2	2	Center Gathering Chain, CA620 (Roller Type) (Short Flight)
54A	43147	AR	AR	Attachment Link Assembly (3 Pitches - Short Flight)
55	122913	1	1	Split Spacer
56	27367	10	10	Washer, Special

AR - As Required

MODEL 770R2 AND 770N2 ROW CROP
MAIN FRAME AND CHAINBOARD GROUP

128



MODEL 770R2 AND 770N2 ROW CROP
MAIN FRAME AND CHAINBOARD GROUP

Ref. No.	Part No.	No. Used		Description
		770R2	770N2	
1	571005	1		Main Frame Weld Assembly ---Replaces 223777
	223760		1	Main Frame Weld Assembly
2	226063	1	1	Frame Extension Weld Assembly, L.H. 3 87285 Cap Screw, Hex Head, 3/8" x 7/8" 3 80680 Lockwasher, 3/8" 3 84944 Hex Nut, 3/8"
3	226064	1	1	Frame Extension Weld Assembly, R.H. 3 87285 Cap Screw, Hex Head, 3/8" x 7/8" 3 80680 Lockwasher, 3/8" 3 84944 Hex Nut, 3/8"
4	122739	2	2	Shoe Weld Assembly, L.H. and Center 4 88206 Cap Screw, Hex Head, 3/8" x 1" 4 34187 Washer, Special 4 80680 Lockwasher, 3/8" 4 84944 Hex Nut, 3/8"
5	122740	1	1	Shoe Weld Assembly, R.H. 2 88206 Cap Screw, Hex Head, 3/8" x 1" 2 34187 Washer, Special 2 80680 Lockwasher, 3/8" 2 84944 Hex Nut, 3/8"
6	132749	2		Chain Guide Lower, 23" Long
	248454		2	Chain Guide Lower, 18 1/2" Long 10 88650 Cap Screw, Hex Head, 5/16" x 5/8" 10 80681 Lockwasher, 5/16" 10 84943 Hex Nut, 5/16"
7	709338	2	2	Support Channel, 10 1/8" Long ---Replaces 122912 8 88650 Cap Screw, Hex Head, 5/16" x 5/8" 8 80681 Lockwasher, 5/16" 8 84943 Hex Nut, 5/16"
8	243240	2		Support Strip
	248453		2	Support Strip
9	243242	1	1	Stripper Weld Assembly, L.H. 1 87679 Bolt, Round Head, Short Square Neck, 1/4" x 1/2" 2 84467 Machine Screw, Truss Head, 1/4" x 1/2" 1 84468 Machine Screw, Truss Head, 1/4" x 5/8" 1 87361 Plain Washer, 1/4" 2 80682 Lockwasher, 1/4" 2 84942 Hex Nut, 1/4" 2 84060 Hex Locknut, 1/4"
10	243243	1	1	Stripper Weld Assembly, R.H. 1 87679 Bolt, Round Head, Short Square Neck, 1/4" x 1/2" 2 84467 Machine Screw, Truss Head, 1/4" x 1/2" 1 84468 Machine Screw, Truss Head, 1/4" x 5/8" 1 87361 Plain Washer, 1/4" 2 80682 Lockwasher, 1/4" 2 84942 Hex Nut, 1/4" 2 84060 Hex Locknut, 1/4"
12	132544	2	2	Middle Chain Guide, 8 1/2" Long 4 87872 Cap Screw, Hex Head, 5/16" x 3/4" 4 80681 Lockwasher, 5/16" 4 84943 Hex Nut, 5/16"
13	122892	2		Support Plate
	132510		2	Support Plate 4 84468 Machine Screw, Truss Head, 1/4" x 5/8" 4 80682 Lockwasher, 1/4" 4 84942 Hex Nut, 1/4"

CONTINUE

MODEL 770R2 AND 770N2 ROW CROP
MAIN FRAME AND CHAINBOARD GROUP (CONTINUED)

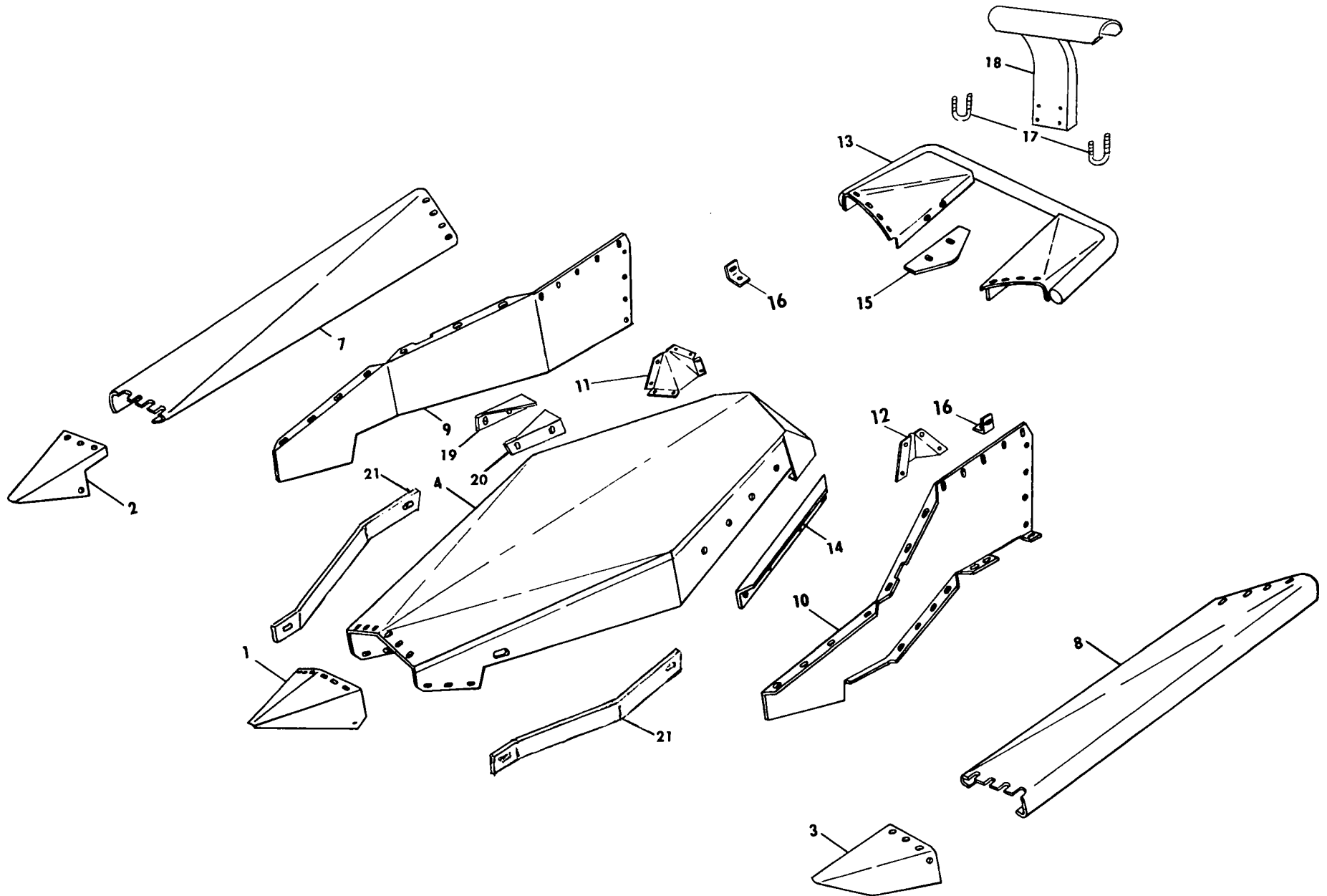
Ref. No.	Part No.	No. Used		Description
		770R2	770N2	
14	165738	1		Upper Chain Board Weld Assembly, L.H.
	165957		1	Upper Chain Board Weld Assembly, L.H.
				2 88434 Cap Screw, Hex Head, 3/8" x 3/4"
				2 87872 Cap Screw, Hex Head, 5/16" x 3/4"
				2 80680 Lockwasher, 3/8"
				2 80681 Lockwasher, 5/16"
				2 84944 Hex Nut, 3/8"
15	165740	1		Upper Chain Board Weld Assembly, R.H.
	165958		1	Upper Chain Board Weld Assembly, R.H.
				2 88434 Cap Screw, Hex Head, 3/8" x 3/4"
				2 87872 Cap Screw, Hex Head, 5/16" x 3/4"
				2 80680 Lockwasher, 3/8"
				2 80681 Lockwasher, 5/16"
				2 84944 Hex Nut, 3/8"
16	122811	2	2	Support Brace (Left Side Shown)
				2 88206 Cap Screw, Hex Head, 3/8" x 1"
				2 88011 Cap Screw, Hex Head, 3/8" x 1 1/4"
				4 80680 Lockwasher, 3/8"
				4 84944 Hex Nut, 3/8"
17	122891	2	2	Upper Chain Guide, 30" Long (Right Side Shown)
				8 88165 Cap Screw, Hex Head, 1/4" x 5/8"
				8 87872 Cap Screw, Hex Head, 5/16" x 3/4"
				8 87361 Plain Washer, 1/4"
				8 80682 Lockwasher, 1/4"
				8 80681 Lockwasher, 5/16"
				8 84942 Hex Nut, 1/4"
18	122910	2		Guide Strip (Right Side Shown)
	132534		2	Guide Strip
				4 84909 Machine Screw, Truss Head, 1/4" x 3/4"
				4 87361 Plain Washer, 1/4"
				4 80682 Lockwasher, 1/4"
19	122908	1		Support Bracket, L.H.
	132535		1	Support Bracket, L.H.
				1 87255 Machine Screw, Truss Head, 5/16" x 5/8"
				2 87872 Cap Screw, Hex Head, 5/16" x 3/4"
				3 80681 Lockwasher, 5/16"
20	122909	1		Support Brace, R.H.
	132536		1	Support Brace, R.H.
				1 87255 Machine Screw, Truss Head, 5/16" x 5/8"
				2 87872 Cap Screw, Hex Head, 5/16" x 3/4"
				3 80681 Lockwasher, 5/16"
21	*706033	2	2	Cover
		4	6	87872 Cap Screw, Hex Head, 5/16" x 3/4"
		4	6	87362 Plain Washer, 5/16"
		4	6	80681 Lockwasher, 5/16"
		4	6	84943 Hex Nut, 5/16"

* Used in and above Serial No. 296028 on 770R and 297923 on 770N2

NOTES

MODEL 770R2 AND 770N2 ROW CROP
FENDER AND SIDE SHEET GROUP

132



MODEL 770R2 AND 770N2 ROW CROP
FENDER AND SIDE SHEET GROUP

Ref. No.	Part No.	No. Used		Description	
		770R2	770N2		
1	122722	1		Center Point Weld Assembly	
		132520	1	Center Point Weld Assembly	
			6	4	84896 Machine Screw, Truss Head, 5/16" x 3/4"
				4	87255 Machine Screw, Truss Head, 5/16" x 5/8"
			2	4	87101 Machine Screw, Truss Head, 3/8" x 3/4"
			6	4	87362 Plain Washer, 5/16"
			6	4	80681 Lockwasher, 5/16"
			2		80680 Lockwasher, 3/8"
			6	4	84943 Hex Nut, 5/16"
			2		84944 Hex Nut, 3/8"
2	122726	1	1	Point Weld Assembly, R.H.	
				4	84896 Machine Screw, Truss Head, 5/16" x 3/4"
			2	2	87101 Machine Screw, Truss Head, 3/8" x 3/4"
			4		87362 Plain Washer, 5/16"
			4		80681 Lockwasher, 5/16"
			2		80680 Lockwasher, 3/8"
			4		84943 Hex Nut, 5/16"
			2		84944 Hex Nut, 3/8"
	3	122727	1	1	Point Weld Assembly
			4	4	84896 Machine Screw, Truss Head, 5/16" x 3/4"
					87255 Machine Screw, Truss Head, 5/16" x 5/8"
			2		87101 Machine Screw, Truss Head, 3/8" x 3/4"
			4		87362 Plain Washer, 5/16"
			4		80681 Lockwasher, 5/16"
			2		80680 Lockwasher, 3/8"
			4		84943 Hex Nut, 5/16"
			2		84944 Hex Nut, 3/8"
4		710167	1		Hood Weld Assembly ---Replaces 122747
	710166		1	Hood Weld Assembly ---Replaces 132504	
			6	6	84468 Machine Screw, Truss Head, 1/4" x 5/8"
			12	6	88165 Cap Screw, Hex Head, 1/4" x 5/8"
				2	88573 Cap Screw, Hex Head, 1/4" x 3/4"
			6	6	87679 Bolt, Round Head, Short Square Neck, 1/4" x 3/4"
			20		87361 Plain Washer, 1/4"
			20		80682 Lockwasher, 1/4"
			20		84942 Hex Nut, 1/4"
	7	122882	1		Fender, R.H.
132487			1	Fender, R.H.	
			5	6	84468 Machine Screw, Truss Head, 1/4" x 5/8"
				4	88165 Cap Screw, Hex Head, 1/4" x 5/8"
			4	9	87361 Plain Washer, 1/4"
			4	9	80682 Lockwasher, 1/4"
			4	9	84942 Hex Nut, 1/4"
			1		84060 Hex Locknut, 1/4"
8		122883	1		Fender, L.H.
			132486	1	Fender, L.H.
			5	6	84468 Machine Screw, Truss Head, 1/4" x 5/8"
				4	88165 Cap Screw, Hex Head, 1/4" x 5/8"
			4	9	87361 Plain Washer, 1/4"
			4	9	80682 Lockwasher, 1/4"
			4	9	84942 Hex Nut, 1/4"
			1		84060 Hex Locknut, 1/4"

CONTINUE

MODEL 770R2 AND 770N2 ROW CROP
FENDER AND SIDE SHEET GROUP (CONTINUED)

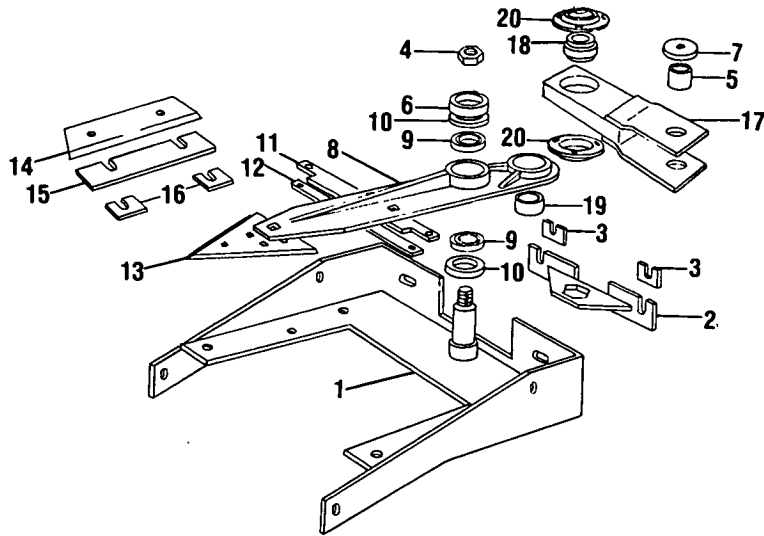
Ref. No.	Part No.	No. Used		Description
		770R2	770N2	
9	257436	1		Side Sheet Weld Assembly, R.H.
	248462		1	Side Sheet Weld Assembly, R.H.
				6 88859 Cap Screw, Hex Head, 5/16" x 5/8"
				1 84468 Machine Screw, Truss Head, 1/4" x 5/8"
		8	6	84909 Machine Screw, Truss Head, 1/4" x 3/4"
				6 87362 Plain Washer, 5/16"
		10	8	87361 Plain Washer, 1/4"
		10	8	80682 Lockwasher, 1/4"
				6 80681 Lockwasher, 5/16"
		10	8	84942 Hex Nut, 1/4"
10	257435	1		Side Sheet Weld Assembly, L.H.
	248461		1	Side Sheet Weld Assembly, L.H.
				2 87679 Bolt, Round Head, Short Square Neck, 1/4" x 3/4"
				6 88859 Cap Screw, Hex Head, 5/16" x 5/8"
				1 84468 Machine Screw, Truss Head, 1/4" x 5/8"
		8	8	84909 Machine Screw, Truss Head, 1/4" x 3/4"
		10	8	87361 Plain Washer, 1/4"
				10 87362 Plain Washer, 5/16"
		10	8	80682 Lockwasher, 1/4"
				10 80681 Lockwasher, 5/16"
11	144081	1	1	"U" Joint Cover, R.H.
				4 84468 Machine Screw, Truss Head, 1/4" x 5/8"
				2 84467 Machine Screw, Truss Head, 1/4" x 1/2"
				2 88543 Cap Screw, Hex Head, 5/16" x 1"
				4 87362 Plain Washer, 5/16"
				4 87361 Plain Washer, 1/4"
				6 80682 Lockwasher, 1/4"
				2 84060 Hex Locknut, 1/4"
				4 84942 Hex Nut, 1/4"
	12	144082	1	1
				4 84468 Machine Screw, Truss Head, 1/4" x 5/8"
				2 84467 Machine Screw, Truss Head, 1/4" x 1/2"
				2 88543 Cap Screw, Hex Head, 5/16" x 1"
				4 87362 Plain Washer, 5/16"
				2 87361 Plain Washer, 1/4"
				4 80682 Lockwasher, 1/4"
				2 84060 Hex Locknut, 1/4"
				4 84942 Hex Nut, 1/4"
13		122724	1	
	132503		1	Fender Tip Weld Assembly
				4 87872 Cap Screw, Hex Head, 5/16" x 3/4", Grade 5
				4 87362 Plain Washer, 5/16"
14	122881	2	2	Stalk Guide
				8 84468 Machine Screw, Truss Head, 1/4" x 5/8"
				8 87361 Plain Washer, 1/4"
				8 80682 Lockwasher, 1/4"
15	122911	2	2	Guide Plate
				4 87255 Machine Screw, Truss Head, 5/16" x 5/8"
			4	87362 Plain Washer, 5/16"
				4 80681 Lockwasher, 5/16"
			4 84943 Hex Nut, 5/16"	

CONTINUE

MODEL 770R2 AND 770N2 ROW CROP
FENDER AND SIDE SHEET GROUP (CONTINUED)

Ref. No.	Part No.	No. Used		Description
16	258797	1	1	Bracket, Right Hand
	258798	1	1	Bracket, Left Hand
				4 87639 Bolt, Round Head, Short Square Neck, 5/16" x 3/4"
				4 87362 Plain Washer, 5/16"
				4 80681 Lockwasher, 5/16"
17	163008	2	2	4 84943 Hex Nut, 5/16"
				U-Bolt
				4 80681 Lockwasher, 5/16"
				4 84943 Hex Nut, 5/16"
18	202174	1	1	Stalk Bumper Weld Assembly (Includes Ref. 17)
19	226731	2	2	Stalk Guide, R.H.
				4 87237 Carriage Bolt, 3/8" x 1"
				AR 88426 Plain Washer, 7/16"
				4 80702 Plain Washer, 3/8"
				4 80680 Lockwasher, 3/8"
				4 84944 Hex Nut, 3/8"
				4 84944 Hex Nut, 3/8"
20	226730	2	2	Stalk Guide, L.H.
				4 87237 Carriage Bolt, 3/8" x 1"
				AR 88426 Plain Washer, 7/16"
				4 80702 Plain Washer, 3/8"
				4 80680 Lockwasher, 3/8"
				4 84944 Hex Nut, 3/8"
				4 84944 Hex Nut, 3/8"
21	706132	2	2	Stalk Guide
				8 88682 Carriage Bolt, 3/8" x 1"
				8 80702 Plain Washer, 3/8"
				8 80680 Lockwasher, 3/8"
				8 84944 Hex Nut, 3/8"

MODEL 770R2 AND 770N2 ROW CROP
KNIFE AND SICKLE GROUP



Ref. No.	Part No.	No. Used		Description
		770R2	770N2	
1	226609	2	2	Spindle Weld Assembly 8 87494 Carriage Bolt, 3/8" x 1 1/4" 4 88582 Carriage Bolt, 1/2" x 1 1/2" 8 80702 Plain Washer, 3/8" AR 34187 Washer, Special 4 80700 Plain Washer, 1/2" 8 80680 Lockwasher, 3/8" 4 80679 Lockwasher, 1/2" 8 84944 Hex Nut, 3/8" 4 84946 Hex Nut, 1/2"
2	263219	2	2	Bracket Weld Assembly 4 88937 Carriage Bolt, 5/16" x 1 1/4", Grade 5 4 87362 Plain Washer, 5/16" 4 80681 Lockwasher, 5/16" 4 84943 Hex Nut, 5/16"
3	122888	AR	AR	Shim, .010 Thick
4	87312	2	2	Hex Nut, 3/4" UNF
5	266429	2	2	Spacer 2 87975 Cap Screw, Hex Head, 1/2" x 2 1/4" 2 80679 Lockwasher, 1/2"
6	267741	2	2	Spacer
7	267765	2	2	Cover
8	226606	2	2	Sickle Support 4 87414 Grease Fitting, 1/4"-28, Straight, Self-Tapping

AR - As Required

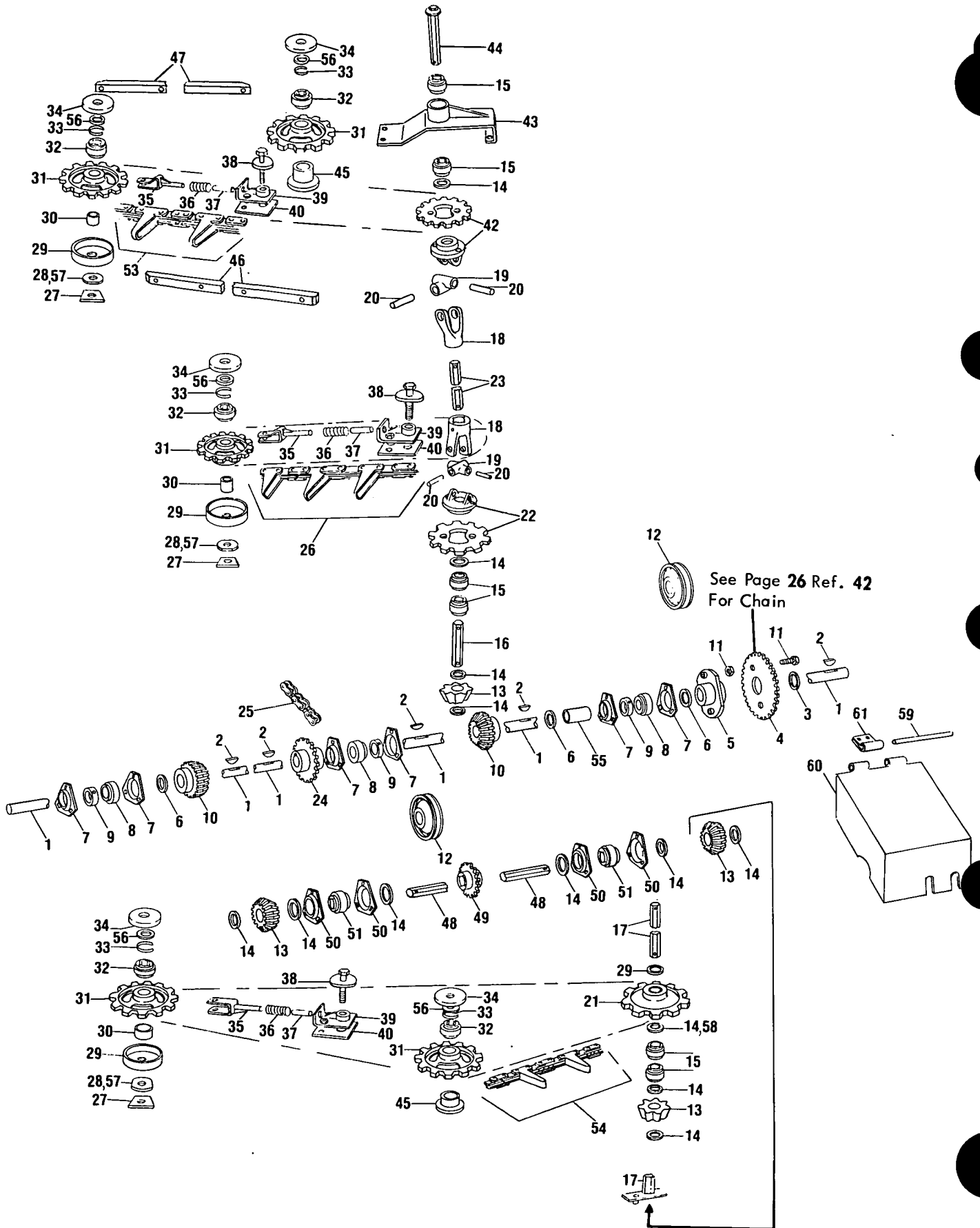
MODEL 770R2 AND 770N2 ROW CROP
KNIFE AND SICKLE GROUP (CONTINUED)

Ref. No.	Part No.	No. Used		Description
		770R2	770N2	
9	179079	6	6	Tapered Roller Bearing Assembly
10	136376	6	6	Seal
11	263218	2	2	Support 4 87657 Cap Screw, Hex Head, 5/16" x 1 1/4" 4 80681 Lockwasher, 5/16" 4 84943 Hex Nut, 5/16"
12	263217	AR	AR	Shim, .010 Thick
	263216	AR	AR	Shim, .030 Thick
13	579193	2	2	Sickle Knife ---Replaces 246500 6 88589 Plow Bolt, 3/8" x 1" 6 80680 Lockwasher, 3/8" 6 84040 Hex Locknut, 3/8"
14	246499	4	4	Side Knife 8 87657 Cap Screw, Hex Head, 5/16" x 1 1/4" 8 80681 Lockwasher, 5/16" 8 84943 Hex Nut, 5/16"
15	214550	AR	AR	Shim, .010 Thick
	263818	AR	AR	Shim, .030 Thick
	263838	AR	AR	Shim, .010 Thick
17	*223784	2		Pivot Arm Weld Assembly
	**572048	2		Pivot Arm Weld Assembly
	*224311		2	Pivot Arm Weld Assembly
	**572053		2	Pivot Arm Weld Assembly 2 88206 Cap Screw, Hex Head, 3/8"x 1" 2 35097 Washer 2 80679 Lockwasher, 3/8"
18	248344	2	2	Ball Bearing
19	265098	2	2	Bushing
20	**142694	4	4	Flangette 6 88306 Bolt, Round Head, Short Square Neck, 5/16" x 7/8" 6 80681 Lockwasher, 5/16" 6 84943 Hex Nut, 5/16"

AR - As Required

* Used on and below Serial No. 277924 on 770R2 and Serial No. 268847 on 770N2.
** Used on and above Serial No. 277925 on 770R2 and Serial No. 268848 on 770N2.

MODEL 770R2 AND 770N2 ROW CROP
 MAIN DRIVE SHAFT AND GATHERING CHAIN GROUP
 (LEFT SIDE SHOWN)



MODEL 770R2 AND 770N2 ROW CROP
MAIN DRIVE SHAFT AND GATHERING CHAIN GROUP (LEFT SIDE SHOWN)

Ref. No.	Part No.	No. Used		Description
		770R2	770N2	
1	122904	1	1	Main Cross Shaft 1 87400 Cotter Pin, 3/16" x 2"
2	87123	4	4	Woodruff Key, #28, 5/16" x 2 1/8"
3	32867	2	2	Washer, 1 17/64" I.D. x 2 3/4" O.D. x .065"
4	122737	1	1	Change Sprocket w/Sleeves, 28T
	122738	1	1	Change Sprocket w/Sleeves, 24T
	122754	1	1	Change Sprocket w/Sleeves, 34T (Optional) 1 88312 Hex Tap Bolt, 5/16" x 2" 1 80681 Lockwasher, 5/16" 1 00322 Washer, Special 1 47568 Spacer 2 84943 Hex Nut, 5/16"
				(This Hardware is used to secure change sprockets, not in use to machine)
5	245118	1	1	Sprocket Shear Hub Weld Assembly 2 80435 Set Screw, Hex Socket, Cup Point, 3/8" x 3/4" 2 84969 Hex Jam Nut, 3/8"
6	146258	AR	AR	Washer, 1 9/32" I.D. x 1 3/4" O.D. x .060"
7	43048	6	6	Bearing Flangette 9 88481 Carriage Bolt, 3/8" x 1" 9 80680 Lockwasher, 3/8" 9 84944 Hex Nut, 3/8"
8	38766	3	3	Ball Bearing
9	38767	3	3	Bearing Collar 3 80429 Set Screw, 5/16" x 5/16"
10	40912	2	2	Bevel Pinion 4 80435 Set Screw, Hex Socket, Cup Point, 3/8" x 3/4" 4 84969 Hex Jam Nut, 3/8"
11	58118	2	2	Shear Bolt w/Locknut
12	35469	2	2	Chain Idler Assembly 1 87339 Cap Screw, Hex Head, 1/2" x 3" 1 88790 Carriage Bolt, 1/2" x 4 1/2" 12 87364 Plain Washer, 1/2" 2 80679 Lockwasher, 1/2" 3 84946 Hex Nut, 1/2"
13	122899	6	6	Bevel Pinion
14	26130	AR	AR	Washer, 1 1/64" I.D. x 1 3/8" O.D. x .060"
15	49436	10	10	Ball Bearing, Hex Bore
16	122905	2	2	Rear Pinion Shaft, 5 21/32" Long 2 80740 Cotter Pin, 1/8" x 1 1/2" 2 88313 Drive Lok-Pin, 1/4" x 1 3/4"
17	223779	2	2	Shaft Weld Assembly 2 87398 Cotter Pin, 3/16" x 1 1/4"
18	122877	4	4	Yoke
19	122878	4	4	Universal Block 4 87414 Grease Fitting, 1/4"-28, Straight, Self-Tapping
20	122879	8	8	Pin AR 88426 Washer, 7/16"
21	164754	2	2	Sprocket, 7T
22	222288	2	2	Sprocket w/Yoke
23	122906	2	2	Universal Shaft, 14 7/8" Long
24	223790	1	1	Sprocket Weld Assembly, 17T 2 80435 Set Screw, Hex Socket, Cup Point, 3/8" x 3/4" 2 84969 Hex Jam Nut, 3/8"

AR - As Required

CONTINUE

MODEL 770R2 AND 770N2 ROW CROP
 MAIN DRIVE SHAFT AND GATHERING CHAIN GROUP (LEFT SIDE SHOWN) (CONTINUED)

Ref. No.	Part No.	No. Used		Description
		770R2	770N2	
25	608517	1	1	Drive Chain Assembly, RC 60, 60 Pitches AR 25808 Roller Link AR 25812 Connector Link AR 25817 Offset Link
26	264369 122880	2	2	Lower Gathering Chain Assembly, CA620, 46 Pitches Lower Gathering Chain Assembly, CA620, 44 Pitches AR 43614 Roller Link AR 128694 Connector Link AR 42948 Attachment Link AR 128751 Offset Link
27	43513	6	6	Support Plate
28	137560	6	6	Washer
29	137467	6	6	Guard
30	27258	6	6	Stop
31	138741	10	10	Sprocket, 9T
32	66553	10	10	Bearing
33	12084	10	10	Retaining Ring
34	138728	10	10	Cap 10 280119 Cap Screw, Hex Head, 5/8" x 3 1/2", Grade 5 4 87365 Plain Washer, 5/8" 10 84057 Lockwasher, 5/8" 10 84947 Hex Nut, 5/8"
35	214498	6	6	Bracket Weld Assembly
36	137575	6	6	Spring
37	37895	6	6	Pin
38	137555	6	6	Cam Weld Assembly 6 84057 Lockwasher, 5/8" 6 84947 Hex Nut, 5/8"
39	137558	6	6	Support Plate Weld Assembly
40	137559	6	6	Base Plate 12 88011 Cap Screw, Hex Head, 3/8" x 1 1/4" 12 80680 Lockwasher, 3/8"
42	222290	2	2	Sprocket, 9T
43	214677	2	2	Bracket Weld Assembly 8 87285 Cap Screw, Hex Head, 3/8" x 7/8" 8 80680 Lockwasher, 3/8" 8 84944 Hex Nut, 3/8"
44	122743	2	2	Universal Shaft, 4 13/32" Long
45	163198	4	4	Idle Support Weld Assembly
46	43087	2	2	Chain Support 10 88356 Carriage Bolt, 1/4" x 1" 10 87361 Plain Washer, 1/4" 10 80682 Lockwasher, 1/4" 10 84942 Hex Nut, 1/4"
47	122887	2	2	Chain Support, Upper, Inside, 17 3/4" Long 6 88356 Carriage Bolt, 1/4" x 1" 6 87361 Plain Washer, 1/4" 6 80682 Lockwasher, 1/4" 6 84942 Hex Nut, 1/4"
48	52581	1	1	Hex Shaft 6 19/32" Long 2 80740 Cotter Pin, 1/8" x 1 1/2"
49	223787	1	1	Sprocket Weld Assembly, 11T
50	43056	4	4	Bearing Flange 6 87639 Bolt, Round Head, Short Square Neck, 5/16" x 3/4" 6 80681 Lockwasher, 5/16" 6 84943 Hex Nut, 5/16"

MODEL 770R2 AND 770N2 ROW CROP
 MAIN DRIVE SHAFT AND GATHERING CHAIN GROUP (LEFT SIDE SHOWN)(CONTINUED)

Ref. No.	Part No.	No. Used		Description
		770R2	770N2	
51	50775	2	2	Ball Bearing, Hex Bore
53	122900	2	2	Top Gathering Chain, CA620, 72 Pitches AR 43614 Roller Link AR 42948 Attachment Link AR 128694 Connector Link AR 128751 Offset Link
54	122886	2	2	Center Gathering Chain, CA620, 38 Pitches AR 43614 Roller Link AR 43147 Attachment Link AR 128694 Connector Link AR 128751 Offset Link
55	122913	1	1	Split Spacer
56	87365	10	10	Washer, Special
57	27697	AR	AR	Washer, Special
58	67978	AR	AR	Shim, .020 Thick
*59	*257286	1	1	Hinge Pin
60	*706032	1	1	Shield Weld Assembly 1 80681 Lockwasher, 5/16" 1 80801 Wing Nut, 5/16"
61	*183584	1	1	Hinge 2 87872 Cap Screw, Hex Head, 5/16" x 3/4" 2 87362 Plain Washer, 5/16" 2 80681 Lockwasher, 5/16" 2 84943 Hex Nut, 5/16"

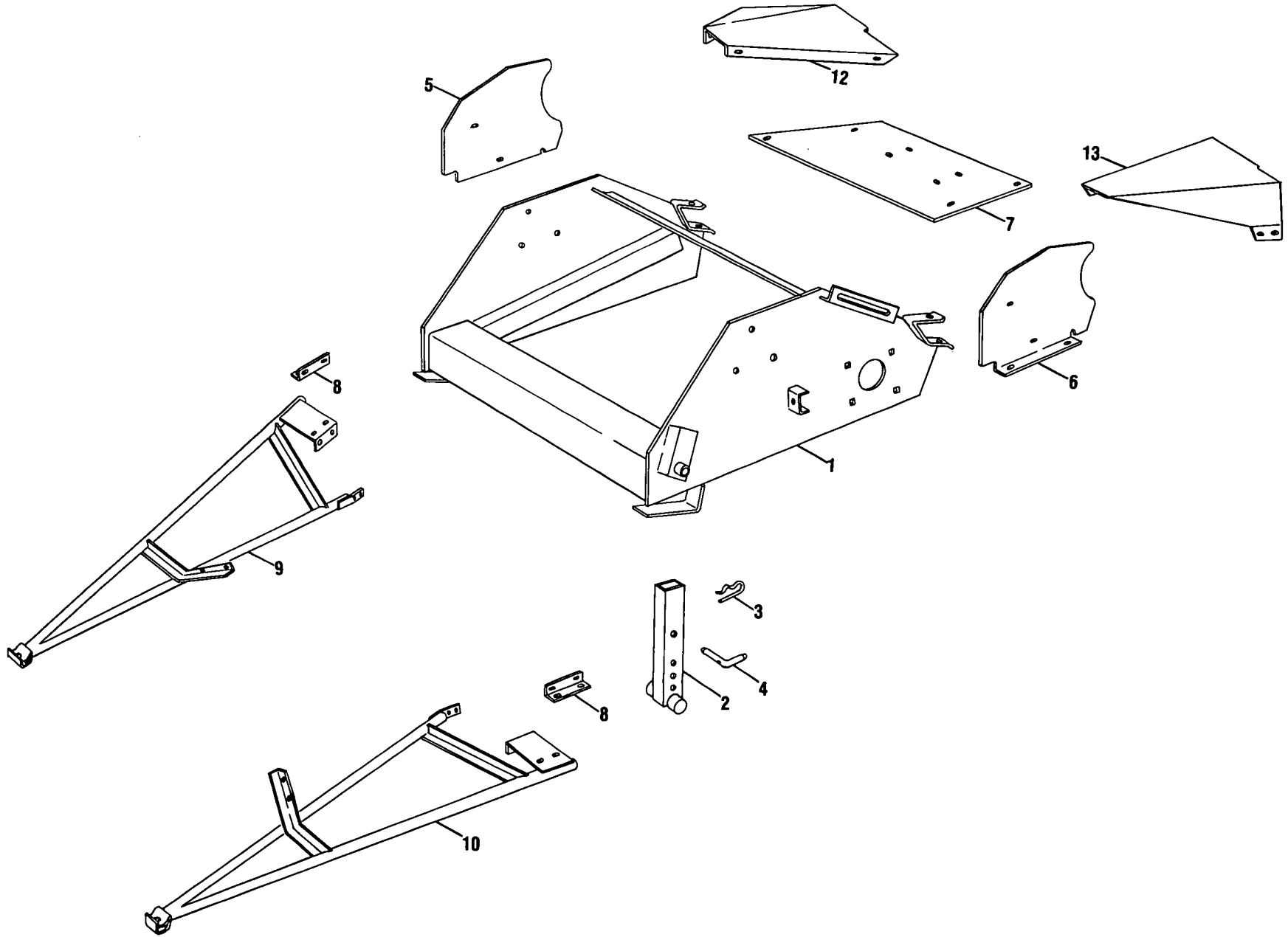
SUGGESTED GATHERING CHAIN SPEED

SPROCKET	MILES PER HOUR	CONDITIONS
122738, 24T	3 to 4	Light cutting in short corn 3rd or 4th gear in most tractors
127737, 28T	2 to 3	Average crop conditions 2nd or 3rd gear in most tractors
127754, 34T	1 1/2 to 2 1/2	Very heavy crop or marginal horse power 1st gear in most tractors

* Used in and above Serial No. 296028 on 770R and 297923 on 770N2

MODEL 770E CORN SNAPPING ATTACHMENT
MAIN FRAME GROUP

142

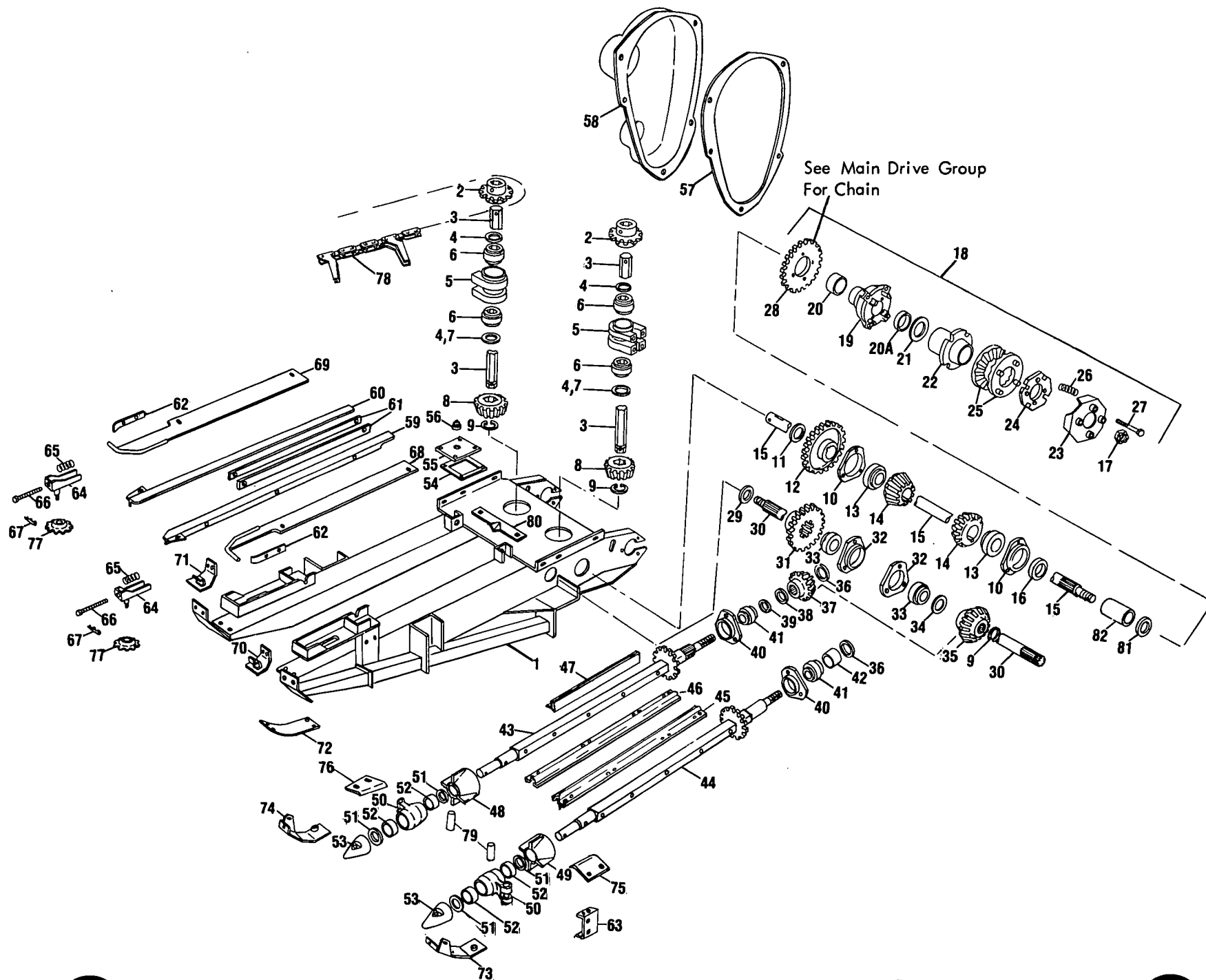


MODEL 770E CORN SNAPPING ATTACHMENT
MAIN FRAME GROUP

Ref. No.	Part No.	No. Used	Description
1	255869	1	Main Frame Weld Assembly
2	248929	2	Leg Weld Assembly
3	37851	2	Spring Clip
4	255899	2	Pin
5	255885	1	Side Sheet, Right Hand 2 88682 Carriage Bolt, 3/8" x 1" 2 80702 Plain Washer, 3/8" 2 80680 Lockwasher, 3/8" 2 84944 Hex Nut, 3/8"
6	255886	1	Side Sheet, Left Hand 2 88682 Carriage Bolt, 3/8" x 1" 2 80702 Plain Washer, 3/8" 2 80680 Lockwasher, 3/8" 2 84944 Hex Nut, 3/8"
7	255884	1	Floor
8	254788	2	Angle 4 88682 Carriage Bolt, 3/8" x 1" 4 80702 Plain Washer, 3/8" 4 80680 Lockwasher, 3/8" 4 84944 Hex Nut, 3/8"
9	262330	1	Tube Weld Assembly, Right Hand 6 88682 Carriage Bolt, 3/8" x 1" 6 80702 Plain Washer, 3/8" 6 80680 Lockwasher, 3/8" 6 84944 Hex Nut, 3/8"
10	262331	1	Tube Weld Assembly, Left Hand 6 88682 Carriage Bolt, 3/8" x 1" 6 80702 Plain Washer, 3/8" 6 80680 Lockwasher, 3/8" 6 84944 Hex Nut, 3/8"
11		1	Row Unit Assembly (See Page 134 for Breakdown) 8 87670 Cap Screw, Hex Head, 1/2" x 1 1/4", Grade 5 8 80700 Plain Washer, 1/2" 8 80679 Lockwasher, 1/2" 4 84946 Hex Nut, 1/2"
12	263775	1	Filler, R.H. 3 88682 Carriage Bolt, 3/8" x 1" 3 80702 Plain Washer, 3/8" 3 80680 Lockwasher, 3/8" 3 84944 Hex Nut, 3/8"
13	263774	1	Filler, L.H. 4 88682 Carriage Bolt, 3/8" x 1" 4 80702 Plain Washer, 3/8" 4 80680 Lockwasher, 3/8" 4 84944 Hex Nut, 3/8"

MODEL 770E CORN SNAPPING ATTACHMENT
ROW UNIT GROUP

144



MODEL 770E CORN SNAPPING ATTACHMENT
ROW UNIT GROUP

Ref. No.	Part No.	No. Used	Description
1	*262450	1	Frame Weld Assembly
	**703546	1	Frame Weld Assembly
2	*135426	AR	Sprocket Weld Assembly, 8 Tooth
	*263106	AR	Sprocket Weld Assembly, 7 Tooth
	**572371	2	Sprocket Weld Assembly, 7 Tooth 2 87681 Spring Pin, 5/16" x 1 3/4"
3	195353	2	Hex Shaft
4	33212	AR	Washer, Special, .036 Thick
5	218065	2	Bearing Housing 8 88206 Cap Screw, Hex Head, 3/8" x 1", Grade 5 8 80680 Lockwasher, 3/8"
6	135423	4	Ball Bearing
7	197862	AR	Shim, .010 Thick
8	135225	2	Miter Gear
9	25121	3	Retaining Ring
10	224454	2	Bearing Housing 6 88011 Cap Screw, Hex Head, 3/8" x 1 1/4", Grade 5 6 80680 Lockwasher, 3/8" 6 84944 Hex Nut, 3/8"
11	229746	1	Washer, Special
12	238265	1	Gear, 34 Tooth 1 127438 Woodruff Key, 1/4" x 1 1/4", H.T., #21
13	45882	2	Bearing
14	238266	2	Miter Gear 2 47471 Woodruff Key, 1/4" x 1" H.T., #15
15	202928	1	Shaft ---Replaces 238261 (Includes Ref. 81 and 82) 1 88313 Groove Pin, 1/4" x 1 3/4", Type "E"
16	255083	1	Washer, Special
17	88886	1	Slotted Nut, 3/4" (UNF) 1 80754 Cotter Pin, 3/16" x 1 1/2" 1 165144 Washer, Special
18	716381	1	Clutch Assembly (Includes Refs. 19 thru 28) ---Replaces 285880
19	255589	1	Clutch Hub w/Ref. #20 and 20A)
20	132915	1	Bushing
20A	255080	1	Bushing
21	263422	2	Washer, Special
22	255078	1	Ratchet Hub 1 87414 Grease Fitting, 1/4"-28, Straight
23	285004	1	Bracket Weld Assembly
24	263030	1	Clutch Plate
25	110370	2	Ratchet Clutch
26	165526	5	Compression Spring
27	719249	4	Bolt ---Replaces 255593 4 87240 Slotted Nut, 1/2" 4 80756 Cotter Pin, 1/8" x 3/4"
28	262363	1	Sprocket, 22 Tooth 4 88206 Cap Screw, Hex Head, 3/8" x 1", Grade 5 4 80680 Lockwasher, 3/8"
29	124150	1	Washer, Special
30	238260	1	Shaft 1 87440 Hex Slotted Nut, 1/2" (UNF) 1 80741 Cotter Pin, 1/8" x 1"
31	238263	1	Pinion, 16 Tooth
32	238259	2	Bearing Housing 3 88489 Carriage Bolt, 5/16" x 1" 3 87096 Cap Screw, Hex Head, 5/16" x 1" 6 80681 Lockwasher, 5/16" 6 84943 Hex Nut, 5/16"

AR - As Required

* Used on and below Serial No. 256988

** Used on and above Serial No. 256989

CONTINUE

MODEL 770E CORN SNAPPING ATTACHMENT
ROW UNIT GROUP (CONTINUED)

Ref. No.	Part No.	No. Used	Description
33	38261	2	Ball Bearing
34	26129	AR	Washer, Spacer, .036 Thick
35	238257	1	Bevel Gear, 21 Tooth
36	165145	2	Washer
37	224594	1	Bevel Pinion, 15 Tooth
38	00672	AR	Washer, Spacer, 1/32" Thick
39	56705	AR	Washer, Spacer, .007 Thick
40	224453	2	Bearing Housing 6 88682 Carriage Bolt, 3/8" x 1" 6 80680 Lockwasher, 3/8" 6 84944 Hex Nut, 3/8"
41	131230	2	Bearing
42	76727	1	Tube
43	262270	1	Shaft Weld Assembly, Driver 1 80754 Cotter Pin, 3/16" x 1 1/2" 1 87340 Lockwasher, 3/4" 1 88886 Hex Slotted Nut, 3/4" (UNF)
44	262269	1	Shaft Weld Assembly, Driven 1 80754 Cotter Pin, 3/16" x 1 1/2" 1 87340 Lockwasher, 3/4" 1 88886 Slotted Nut, 3/4" (UNF)
45	703414	4	Roll Blade, Left ---Replaces 286442 8 87975 Cap Screw, Hex Head, 1/2" x 2 1/4", Grade 5 8 84236 Hex Locknut, 1/2"
46	703415	4	Roll Blade, Right ---Replaces 286443 8 87975 Cap Screw, Hex Head, 1/2" x 2 1/4", Grade 5 8 84236 Hex Locknut, 1/2"
47	262333	2	Roll Knife, Cut-Off 2 88546 Cap Screw, Hex Head, 3/8" x 2 1/4", Grade 5 2 84040 Hex Locknut, 3/8"
48	261511	1	Extension, R.H. 1 87597 Spring Pin, 3/8" x 2 1/2" 1 280179 Spring Pin, 7/32" x 2 1/2"
49	261509	1	Extension, L.H. 1 87597 Spring Pin, 3/8" x 2 1/2" 1 280179 Spring Pin, 7/32" x 2 1/2"
50	262293	2	Bearing Housing 4 87415 Grease Fitting, 1/4"-28, 90°, Self-Tapping 2 87996 Cap Screw, Hex Head, 1/2" x 4 1/2" 2 80700 Plain Washer, 1/2" 2 84236 Hex Locknut, 1/2"
51	64852	4	Oil Seal
52	63805	4	Needle Bearing
53	262291	2	Roll Point 2 87757 Spring Pin, 3/16" x 1 1/2" 2 87947 Spring Pin, 5/16" x 1 1/2"
54	216551	1	Gasket
55	216305	1	Cover 4 87872 Cap Screw, Hex Head, 5/16" x 3/4" 4 80681 Lockwasher, 5/16"
56	13751	2	Pipe Plug Assembly 2 87395 Cotter Pin, 1/8" x 1 1/4" 2 80815 Pipe Plug, 3/4"
57	239444	1	Gasket
58	239443	1	Cover 4 87138 Cap Screw, Hex Head, 1/4" x 1/2" 4 80682 Lockwasher, 1/4"

AR - As Required

MODEL 770E CORN SNAPPING ATTACHMENT
ROW UNIT GROUP (CONTINUED)

Ref. No.	Part No.	No. Used	Description
59	254805	1	Chain Guide Weld Assembly, L.H. 2 88589 Plow Bolt, 3/8" x 1" 2 80680 Lockwasher, 3/8" 2 84944 Hex Nut, 3/8"
60	254806	1	Chain Guide Weld Assembly, R.H. 2 88589 Plow Bolt, 3/8" x 1" 2 80680 Lockwasher, 3/8" 2 84944 Hex Nut, 3/8"
61	224718	2	Wear Strip 4 88489 Plow Bolt, 3/8" x 1" 4 80680 Lockwasher, 3/8" 4 84944 Hex Nut, 3/8"
62	254265	2	Wear Strip 4 88589 Plow Bolt, 3/8" x 1" 4 80680 Lockwasher, 3/8" 4 84944 Hex Nut, 3/8"
63	262319	2	Angle Weld Assembly
64	*262210	2	Bracket Weld Assembly
	**254814	2	Bracket Weld Assembly
65	254526	2	Compression Spring
66	254790	2	Bolt Weld Assembly 2 84947 Hex Nut, 5/8"
67	37851	2	Hairpin Cotter
68	254799	1	Deck Plate Weld Assembly, L.H. 3 88682 Carriage Bolt, 3/8" x 1" 3 285072 Washer, Special 3 80680 Lockwasher, 3/8" 3 84944 Hex Nut, 3/8"
69	254801	1	Deck Plate Weld Assembly, R.H. 3 88682 Carriage Bolt, 3/8" x 1" 3 285072 Washer, Special 3 80680 Lockwasher, 3/8" 3 84944 Hex Nut, 3/8"
70	198723	1	Bracket Weld Assembly, L.H. 2 88682 Carriage Bolt, 3/8" x 1" 2 80680 Lockwasher, 3/8" 2 84944 Hex Nut, 3/8"
71	198724	1	Bracket Weld Assembly, R.H. 2 88682 Carriage Bolt, 3/8" x 1" 2 80680 Lockwasher, 3/8" 2 84944 Hex Nut, 3/8"
72	254264	2	Wear Shoe 6 88682 Carriage Bolt, 3/8" x 1" 2 80702 Plain Washer, 3/8" 6 80680 Lockwasher, 3/8" 6 84944 Hex Nut, 3/8"
73	262320	1	Shield, L.H. 1 88682 Carriage Bolt, 3/8" x 1" 1 88044 Cap Screw, Hex Head, 3/8" x 1 1/2" 1 80702 Plain Washer, 3/8" 2 80680 Lockwasher, 3/8" 2 84944 Hex Nut, 3/8"
74	262321	1	Shield, R.H. 1 88682 Carriage Bolt, 3/8" x 1" 1 88044 Cap Screw, Hex Head, 3/8" x 1 1/2" 1 80702 Plain Washer, 3/8" 2 80680 Lockwasher, 3/8" 2 84944 Hex Nut, 3/8"

* Used on and below Serial No. 256988
** Used on and above Serial No. 256989

CONTINUE

MODEL 770E CORN SNAPPING ATTACHMENT
ROW UNIT GROUP (CONTINUED)

Ref. No.	Part No.	No. Used	Description
75	262317	1	Front Knife, L.H. 1 88681 Carriage Bolt, 3/8" x 1 1/4" 1 87686 Bolt, Round Head, Short Square Neck, 3/8" x 1" 2 80702 Plain Washer, 3/8" 2 80680 Lockwasher, 3/8" 2 84944 Hex Nut, 3/8"
76	262318	1	Front Knife, R.H. 1 88681 Carriage Bolt, 3/8" x 1 1/4" 1 87686 Bolt, Round Head, Short Square Neck, 3/8" x 1" 2 80702 Plain Washer, 3/8" 2 80680 Lockwasher, 3/8" 2 84944 Hex Nut, 3/8"
77	*135444 **573399	2 2	Idler Sprocket Idler Sprocket ---Replaces 254789 2 80741 Cotter Pin, 1/8" x 1" 2 80700 Plain Washer, 1/2" 2 87240 Slotted Nut, 1/2" (UNC)
78	*262179 **254296	2 2	Gathering Chain Assembly, CA 2060H, 64 Pitches Gathering Chain Assembly, CA 555, 60 Pitches *AR 164387 Regular Link *AR 137356 Connecting Link *AR 137354 Attachment Link
79	262364	2	Spacer
80	255032	1	Wear Plate 2 87237 Carriage Bolt, 3/8" x 1" 2 80702 Plain Washer, 3/8" 2 80680 Lockwasher, 3/8" 2 84944 Hex Nut, 3/8"
81	268244	1	Washer
82	268242	1	Collar

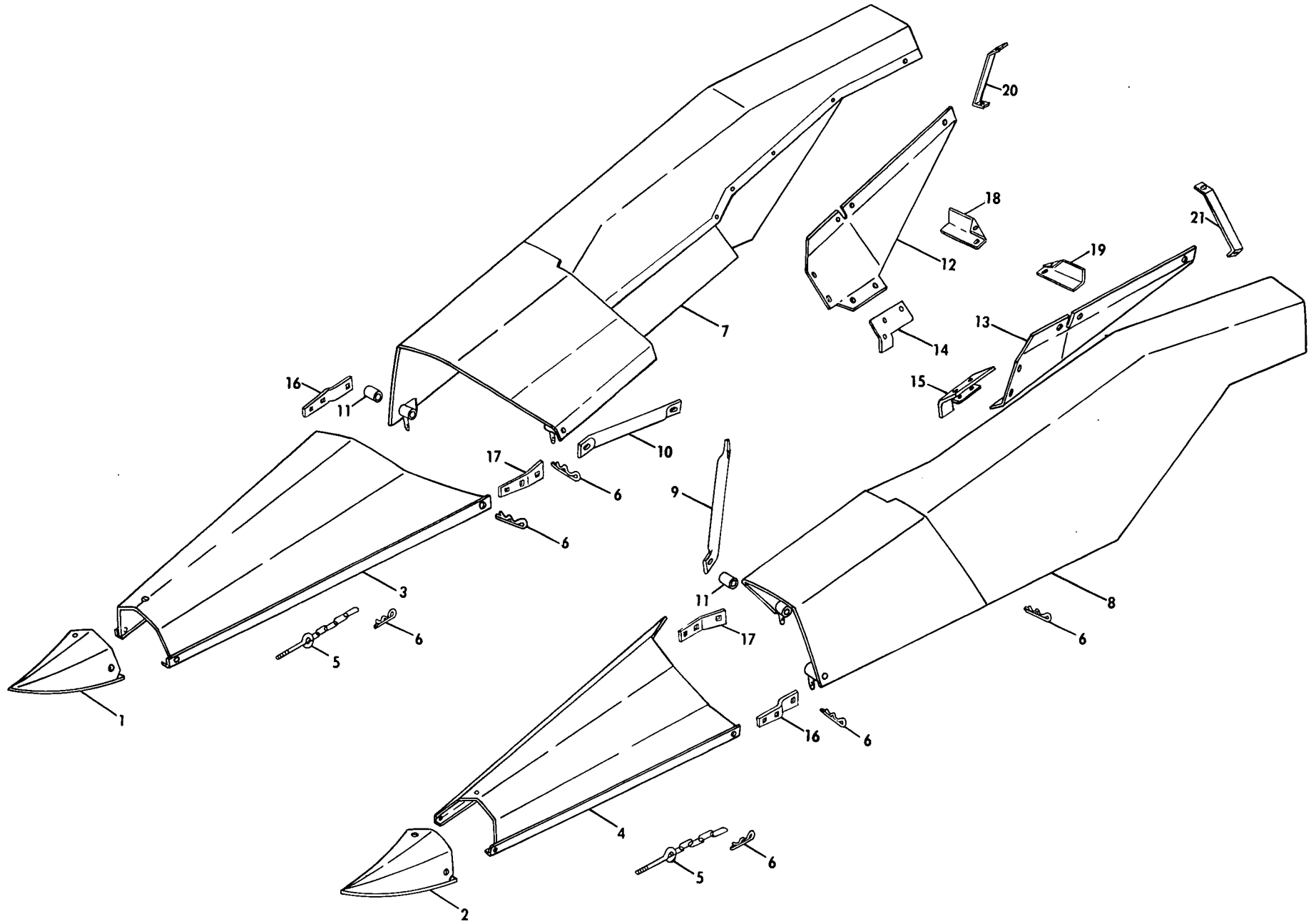
AR - As Required

* Used on and below Serial No. 256988

** Used on and above Serial No. 256989

NOTES

MODEL 770E CORN SNAPPING ATTACHMENT
OUTER SHEET METAL GROUP



MODEL 770E CORN SNAPPING ATTACHMENT
OUTER SHEET METAL GROUP

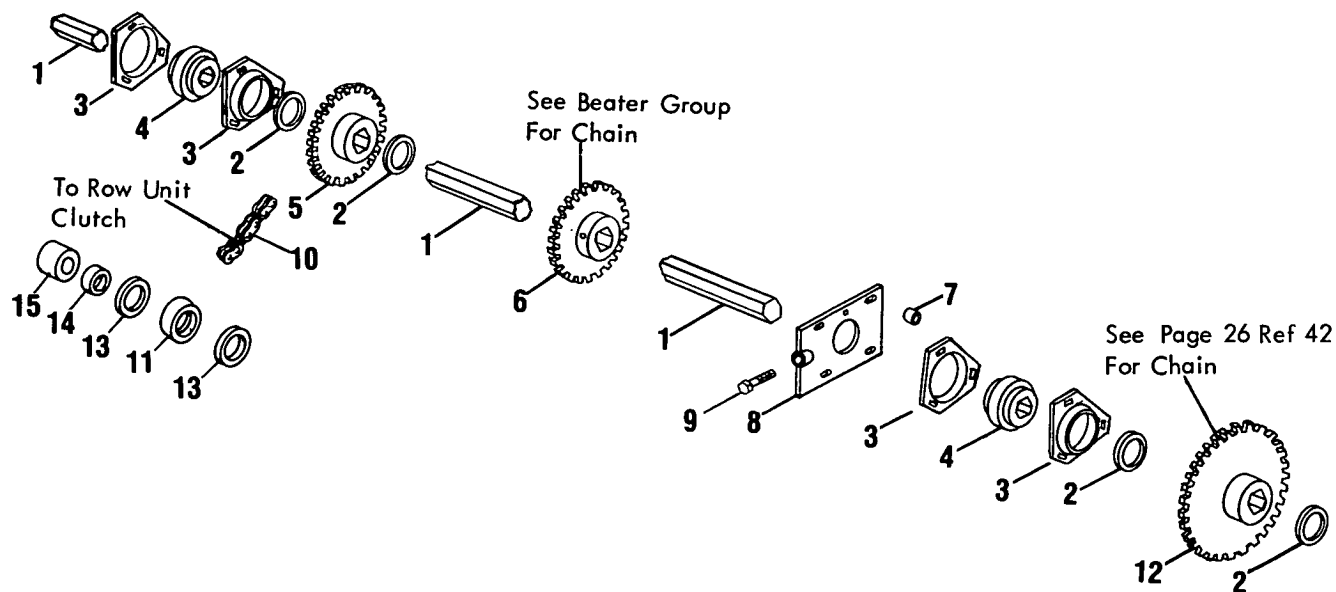
Ref. No.	Part No.	No. Used	Description
1	255504	1	Point Weld Assembly, R.H. 3 135632 Lock Screw, 5/16" x 1/2" 3 145458 Locknut, 5/16"
2	255503	1	Point Weld Assembly, L.H. 3 135632 Lock Screw, 5/16" x 1/2" 3 145458 Locknut, 5/16"
3	255519	1	Divider Weld Assembly, R.H.
4	255518	1	Divider Weld Assembly, L.H.
5	198721	2	Chain Assembly 4 58225 Washer, Special 6 84969 Hex Jam Nut, 3/8"
6	37851	10	Hairpin Cotter
7	248238	1	Outer Sheet Weld Assembly, R.H.
8	248237	1	Outer Sheet Weld Assembly, L.H.
9	262599	1	Tube, Long 2 88434 Cap Screw, Hex Head, 3/8" x 3/4" 2 80702 Plain Washer, 3/8" 2 80680 Lockwasher, 3/8" 2 84944 Hex Nut, 3/8" 2 84236 Hex Locknut, 3/8"
10	262600	1	Tube, Short 2 88434 Cap Screw, Hex Head, 3/8" x 3/4" 2 80680 Lockwasher, 3/8" 2 84944 Hex Nut, 3/8"
11	198722	4	Divider Pivot Tube 4 88960 Carriage Bolt, 3/8" x 3" 4 80702 Plain Washer, 3/8" 4 80680 Lockwasher, 3/8" 4 84944 Hex Nut, 3/8"
12	255890	1	Cover Sheet, R.H. 5 135632 Lock Screw, 5/16" x 1/2" 5 145458 Locknut, 5/16"
13	255891	1	Cover Sheet, L.H. 5 135632 Lock Screw, 5/16" x 1/2" 5 145458 Locknut, 1/2"
14	222345	1	Angle, R.H. 5 135632 Lock Screw, 5/16" x 1/2" 5 145458 Locknut, 5/16"
15	222344	1	Angle, L.H. 5 135632 Lock Screw, 5/16" x 1/2" 5 145458 Locknut, 5/16"
16	255509	2	Pivot Strap 4 88682 Carriage Bolt, 3/8" x 1" 4 80680 Lockwasher, 3/8" 4 84944 Hex Nut, 3/8"
17	255510	2	Pivot Bracket 4 88682 Carriage Bolt, 3/8" x 1" 4 80680 Lockwasher, 3/8" 4 84944 Hex Nut, 3/8"
18	262238	1	Filler, R.H. 2 135270 Lock Screw, 5/16" x 3/4" 2 145458 Locknut, 5/16"
19	262239	1	Filler, L.H. 2 135270 Lock Screw, 5/16" x 3/4" 2 145458 Locknut, 5/16"

CONTINUE

MODEL 770E CORN SNAPPING ATTACHMENT
 OUTER SHEET METAL GROUP (CONTINUED)

Ref. No.	Part No.	No. Used	Description
20	266135	1	Strip, R.H. 2 135632 Lock Screw, 5/16" x 1/2" 2 145458 Locknut, 5/16"
21	266134	1	Strip, L.H. 2 135632 Lock Screw, 5/16" x 1/2" 2 145458 Locknut, 5/16"

MODEL 770E CORN SNAPPING ATTACHMENT
MAIN DRIVE GROUP



Ref. No.	Part No.	No. Used	Description
1	255892	1	Shaft, Hex 3 87041 Cotter Pin, 1/4" x 1 3/4"
2	58630	AR	Shim
3	578189	4	Flangette ---Replaces 36403 3 88682 Carriage Bolt, 3/8" x 1" 3 84229 Plow Bolt, 3/8" x 1 1/2" 6 80680 Lockwasher, 3/8" 6 84944 Hex Nut, 3/8"
4	121602	2	Bearing
5	255893	1	Sprocket Weld Assembly, 20 Tooth
	255897	1	Sprocket Weld Assembly, 17 Tooth 1 37836 Spacer 1 88815 Carriage Bolt, 3/8" x 2 1/4" 1 80702 Plain Washer, 3/8" 1 36803 Washer 2 84040 Hex Locknut, 3/8"
6	263395	1	Sprocket Weld Assembly, 16 Tooth 2 88949 Set Screw, Square Head, 5/16" x 5/8", Cup Point 2 84968 Hex Jam Nut, 5/16"
7	35370	3	Spacer
8	255882	1	Flat Weld Assembly 4 88682 Carriage Bolt, 3/8" x 1" 4 80702 Plain Washer, 3/8" 4 80680 Lockwasher, 3/8" 4 84944 Hex Nut, 3/8"
9	88829	1	Tap Bolt, 1/2" x 2 1/2" 1 36491 Washer 1 84970 Hex Jam Nut, 1/2"

AR - As Required

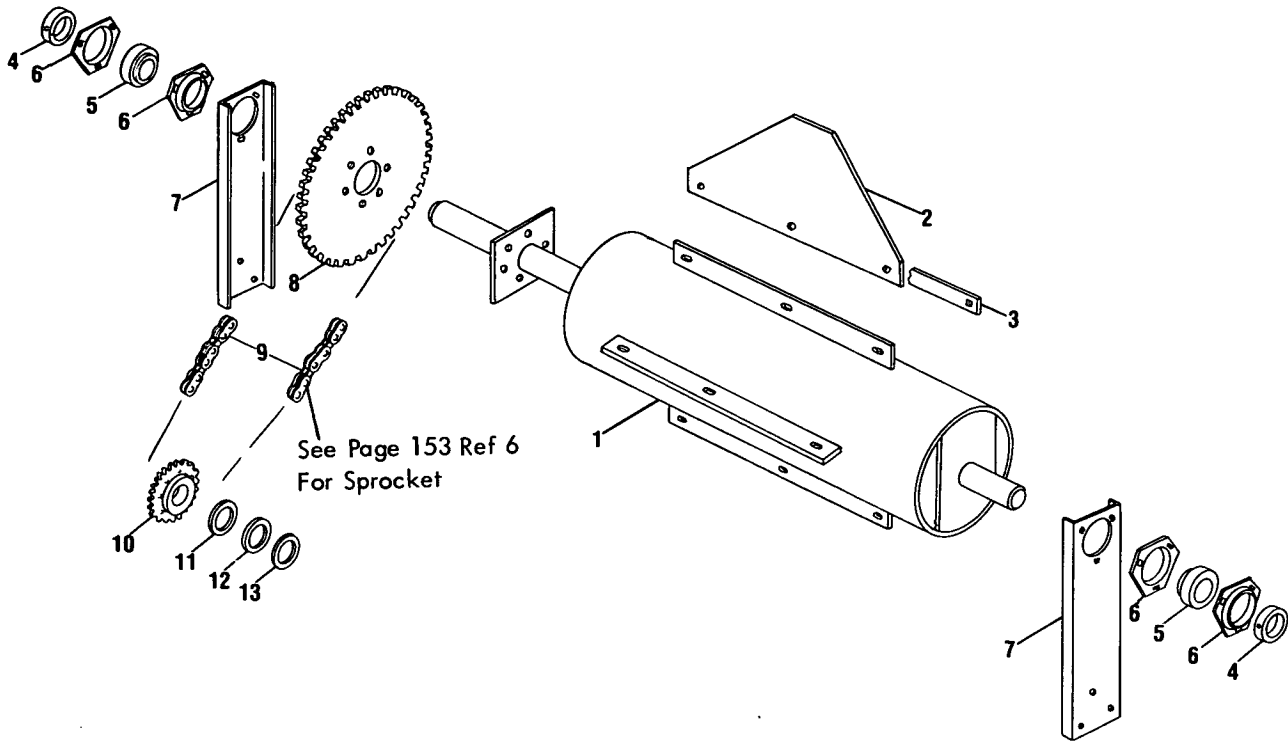
CONTINUE

MODEL 770E CORN SNAPPING ATTACHMENT
 MAIN DRIVE GROUP (CONTINUED)

Ref. No.	Part No.	No. Used	Description
10	136758	1	Chain Assembly, RC 60, 40 Pitches
	256025	1	Chain Assembly, RC 60, 33 Pitches
			AR 25808 Roller Link
			AR 25812 Connector Link
			AR 25817 Offset Link
11	49309	1	Bearing
			1 87974 Cap Screw, Hex Head, 1/2" x 2 3/4", Grade 5
			2 87364 Plain Washer, 1/2"
			1 80679 Lockwasher, 1/2"
			1 84946 Hex Nut, 1/2"
12	255895	1	Sprocket Weld Assembly, 15 Tooth
13	00721	2	Washer, Special
14	25937	1	Spacer
15	54627	1	Spacer

AR - As Required

MODEL 770E CORN SNAPPING ATTACHMENT
BEATER AND BEATER DRIVE GROUP



Ref. No.	Part No.	No. Used	Description
1	263386	1	Beater Weld Assembly
2	263393	4	Paddle, Flexible
3	263392	4	Strip, Paddle
			12 87494 Carriage Bolt, 3/8" x 1 1/4"
			12 80702 Plain Washer, 3/8"
			12 84040 Hex Locknut, 3/8"
4	38767	2	Collar, Locking
5	38766	2	Bearing
6	43048	4	Flangette
			6 88682 Carriage Bolt, 3/8" x 1"
			6 80680 Lockwasher, 3/8"
			6 84944 Hex Nut, 3/8"
7	263394	2	Channel
			6 88206 Cap Screw, Hex Head, 3/8" x 1"
			6 80680 Lockwasher, 3/8"
			6 84944 Hex Nut, 3/8"
8	67332	1	Sprocket, 76 Tooth
			6 87657 Cap Screw, Hex Head, 5/16" x 1 1/4"
			6 80681 Lockwasher, 5/16"
			6 84943 Hex Nut, 5/16"
9	263396	1	Chain Assembly, RC 40, 126 Pitches
			AR 25804 Roller Link
			AR 25195 Connector Link
			AR 25815 Offset Link
10	103243	1	Idler Sprocket 18 Tooth
			1 88583 Carriage Bolt, 5/8" x 2 1/4"
			1 84057 Lockwasher, 5/8"
			1 84947 Hex Nut, 5/8"

AR - As Required

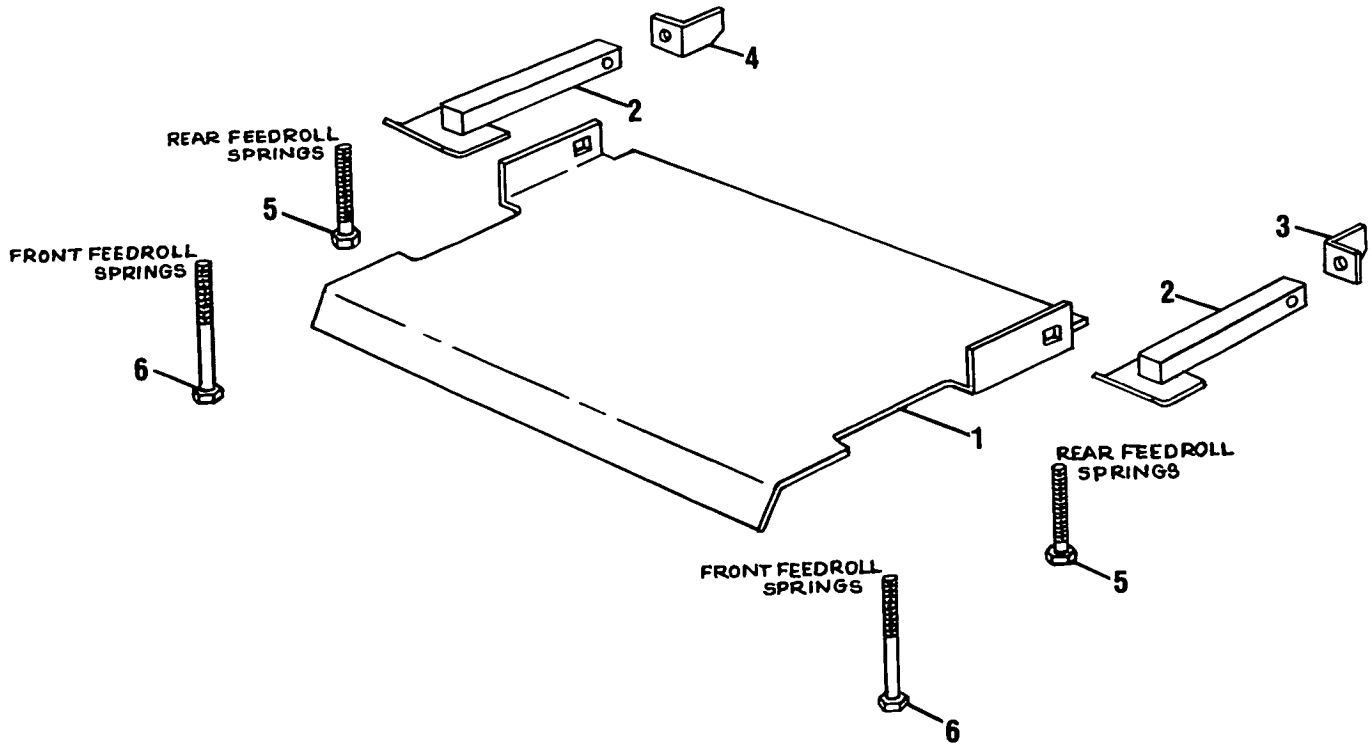
CONTINUE

MODEL 770E CORN SNAPPING ATTACHMENT
BEATER AND BEATER DRIVE GROUP (CONTINUED)

Ref. No.	Part No.	No. Used	Description
11	27697	AR	Washer
12	80299	1	Washer, 5/8"
13	87366	1	Washer, 7/8"

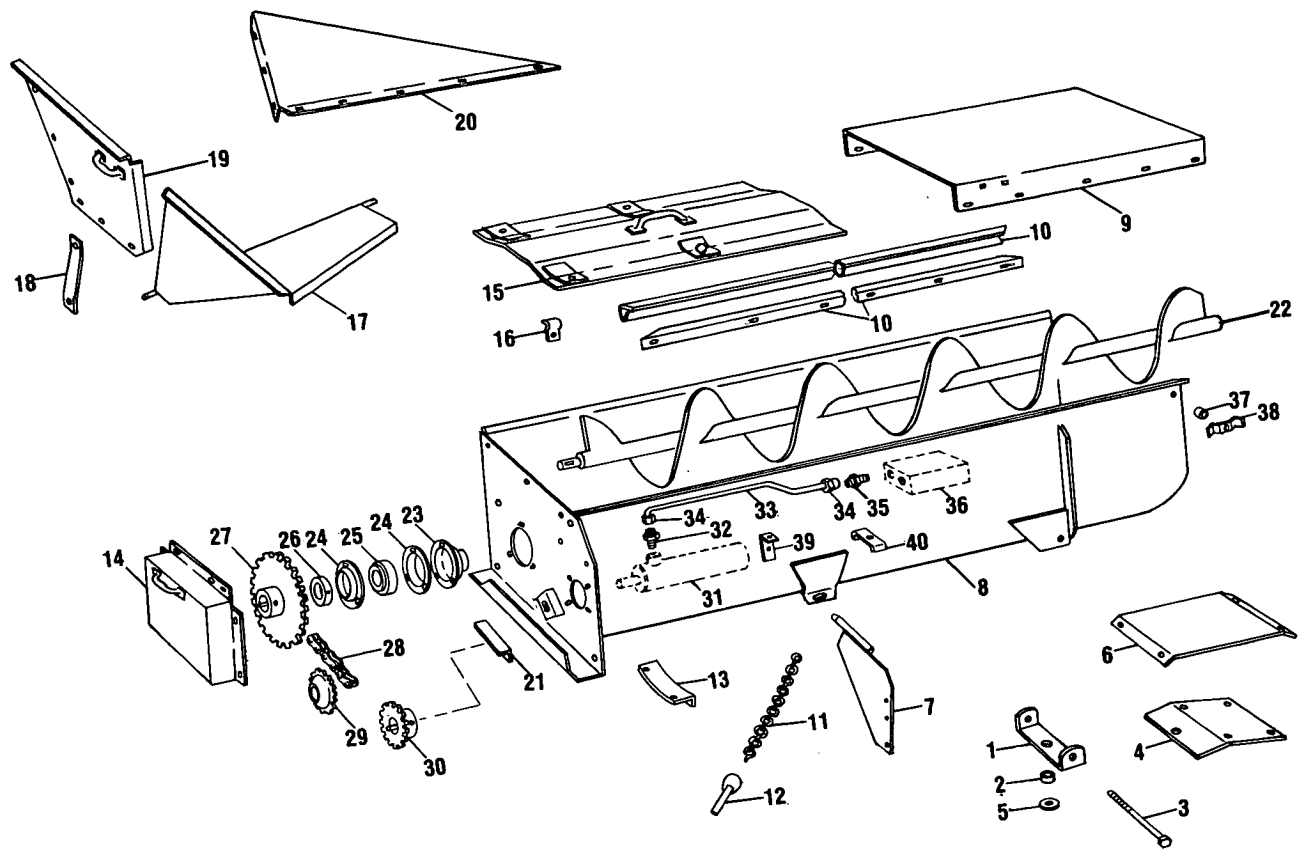
AR - As Required

MODEL 770E CORN SNAPPING ATTACHMENT
COMPLETING PARTS GROUP



Ref. No.	Part No.	No. Used	Description
1	263383	1	Floor Weld Assembly 2 88589 Plow Bolt, 3/8" x 1" 2 80680 Lockwasher, 3/8" 2 84944 Hex Nut, 3/8"
2	603539	2	Stop Weld Assembly ---Replaces 219378 2 88434 Cap Screw, Hex Head, 3/8" x 3/4" 2 80680 Lockwasher, 3/8"
3	214180	1	Stop, L.H. 1 88011 Cap Screw, Hex Head, 3/8" x 1 1/4" 2 87016 Plain Washer, 3/8" 1 80680 Lockwasher, 3/8" 1 84944 Hex Nut, 3/8"
4	214183	1	Stop, R.H. 1 88011 Cap Screw, Hex Head, 3/8" x 1 1/4" 2 87016 Plain Washer, 3/8" 1 80680 Lockwasher, 3/8" 1 84944 Hex Nut, 3/8"
5	33219	2	Tap Bolt, 3/8" x 3"
6	266143	2	Cap Screw, Hex Head, 3/8" x 5", Grade 5
7	127938	2	Spacer

MODEL 770 ATTACHMENTS
LOADING AUGER BUNDLE



Ref. No.	Part No.	No. Used	Description
	201578		LOADING AUGER BUNDLE
1	236146	1	Swivel
2	167381	1	Spacer
3	88593	1	Cap Screw, Hex Head, 1/2" x 7"
4	236147	1	Support 2 88011 Cap Screw, Hex Head, 3/8" x 1 1/4" 2 88206 Cap Screw, Hex Head, 3/8" x 1" 4 80680 Lockwasher, 3/8" 4 84944 Hex Nut, 3/8"
5	29684	1	Washer, Special 1 87689 Cap Screw, Hex Head, 1/2" x 1 1/2" 1 80679 Lockwasher, 1/2" 1 84946 Hex Nut, 1/2"
6	236148	1	Reinforcement 2 88206 Cap Screw, Hex Head, 3/8" x 1" 2 80680 Lockwasher, 3/8" 2 84944 Hex Nut, 3/8"
7	236151	1	Bracket Weld Assembly 2 87049 Cap Screw, Hex Head, 3/8" x 1" 2 80680 Lockwasher, 3/8" 2 84944 Hex Nut, 3/8"
8	236783	1	Trough Weld Assembly

CONTINUE

MODEL 770 ATTACHMENTS
LOADING AUGER BUNDLE (CONTINUED)

Ref. No.	Part No.	No. Used	Description
9	214110	1	Auger Cover 6 84896 Machine Screw, Truss Head, 5/16" x 3/4" 6 80702 Plain Washer, 3/8" 6 80681 Lockwasher, 5/16" 6 84943 Hex Nut, 5/16"
10	214106	2	Angle 12 84826 Carriage Bolt, 5/16" x 3/4" 12 80681 Lockwasher, 5/16" 12 84943 Hex Nut, 5/16"
11	136355	1	Chain 1 80756 Cotter Pin, 1/8" x 3/4"
12	132757	1	Linch Pin
13	182828	1	Slide
14	236781	1	Cover Weld Assembly 4 87255 Machine Screw, Truss Head, 5/16" x 5/8" 1 80664 Plain Washer, 5/16" 4 80681 Lockwasher, 5/16" 4 84943 Hex Nut, 5/16"
15	222956	1	Cover Weld Assembly
16	184064	1	Clip 1 87255 Machine Screw, Truss Head, 5/16" x 5/8" 1 80681 Lockwasher, 5/16" 1 84943 Hex Nut, 5/16"
17	184063	1	Side Sheet Weld Assembly 1 80756 Cotter Pin, 1/8" x 3/4"
18	226187	1	Brace 2 84826 Carriage Bolt, 5/16" x 3/4" 2 80664 Plain Washer, 5/16" 2 80681 Lockwasher, 5/16" 2 84943 Hex Nut, 5/16"
19	236782	1	End Sheet Weld Assembly 6 87255 Machine Screw, Truss Head, 5/16" x 5/8" 6 80681 Lockwasher, 5/16" 6 84943 Hex Nut, 5/16"
20	142417	1	Side Sheet, L.H. 3 84826 Carriage Bolt, 5/16" x 3/4" 3 80702 Plain Washer, 3/8" 3 80681 Lockwasher, 5/16" 3 84943 Hex Nut, 5/16"
21	236780	1	Angle
22	214119	1	Auger Weld Assembly
23	103135	1	Shield
24	36853	2	Flangette 3 84826 Carriage Bolt, 5/16" x 3/4" 3 80681 Lockwasher, 5/16" 3 84943 Hex Nut, 5/16"
25	38261	1	Bearing
26	38260	1	Collar 1 80430 Set Screw, Hex Socket, 1/4" x 1/4", Cup Point
27	142126	1	Sprocket Weld Assembly 1 80768 Woodruff Key, #15, 1/4" x 1" 1 88144 Set Screw, Square Head, 3/8" x 5/8", Cup Point 1 84969 Hex Jam Nut, 3/8"
28	142129	1	Roller Chain Assembly, RC 40, 64 Pitches AR 25804 Regular Link, RC 40 AR 25195 Connector Link, RC 40 AR 25814 Offset Link, RC 40

AR - As Required

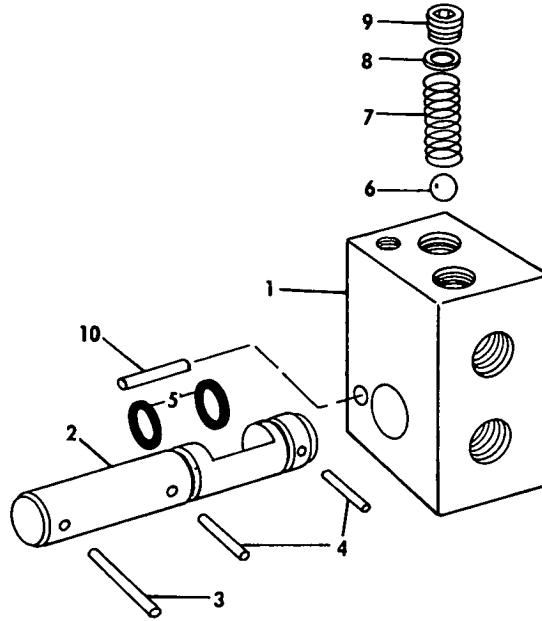
CONTINUE

MODEL 770 ATTACHMENTS
LOADING AUGER BUNDLE (CONTINUED)

Ref. No.	Part No.	No. Used	Description
29	103243	1	Idler Sprocket 1 87196 Cap Screw, Hex Head, 5/8" x 1 3/4" AR 87365 Plain Washer, 5/8" 1 84057 Lockwasher, 5/8" 1 84971 Hex Jam Nut, 5/8"
30	142124	1	Sprocket Weld Assembly, 16 Tooth 1 88144 Set Screw, Square Head, 3/8" x 5/8", Cup Point 1 84969 Hex Jam Nut, 3/8"
31	571566	1	Orbit Motor (See Page 162 for Breakdown) ---Replaces 514635 4 88434 Cap Screw, Hex Head, 3/8" x 3/4" 4 80680 Lockwasher, 3/8" 2 80702 Plain Washer, 3/8"
32	132341	2	Male Connector
33	236624	2	Tube Assembly (Includes 2 of Ref. #34)
34	76353	4	Nut, Tube
35	163334	2	Male Connector
36	236623	1	Valve Assembly (See Page 161 for Breakdown) 1 88040 Cap Screw, Hex Head, 5/16" x 1" 4 80664 Plain Washer, 5/16" 1 80681 Lockwasher, 5/16"
37	46579	1	Spacer
38	42365	2	Clamp 1 87154 Cap Screw, Hex Head, 5/16" x 2 1/4" 1 80681 Lockwasher, 5/16" 1 84943 Hex Nut, 5/16" 1 87382 Hex Locknut, 5/16"
39	244354	1	Bracket 1 88434 Cap Screw, Hex Head, 3/8" x 3/4" 1 80680 Lockwasher, 3/8" 1 84944 Hex Nut, 3/8"
40	323749	1	Clamp 1 87716 Cap Screw, Hex Head, 1/4" x 1 1/4" 1 84060 Locknut, 1/4"

AR - As Required

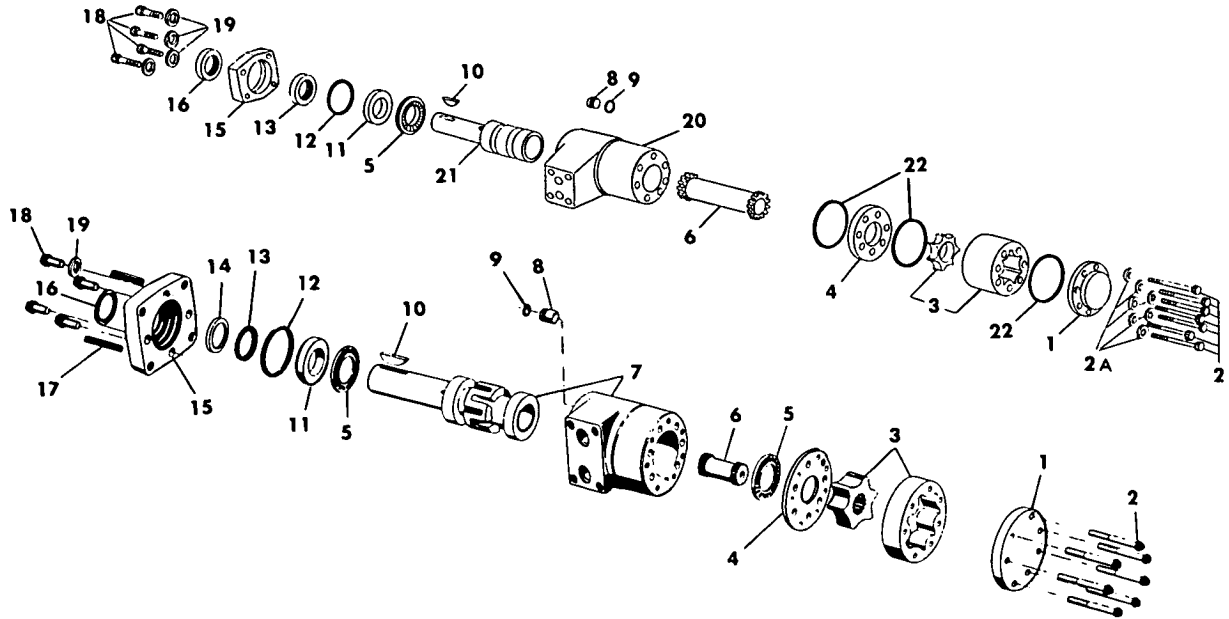
MODEL 770 ATTACHMENTS
VALVE ASSEMBLY



Ref. No.	Part No.	No. Used	Description
	236623		Valve Assembly, Complete
1	236620	1	Body
2	236621	1	Valve
3	518828	1	Handle
4	87876	2	Grooved Pin, 1/4" x 1 1/2", Type "E"
5	122014	2	"O" Ring
6	44468	1	Steel Ball, 3/8" Dia.
7	122079	1	Spring
8	122112	AR	Washer
9	236622	2	Pipe Plug, 3/8"-18 NPTF, Hex Socket
10	80762	1	Grooved Pin, 1/4" x 1/2", Type "A"

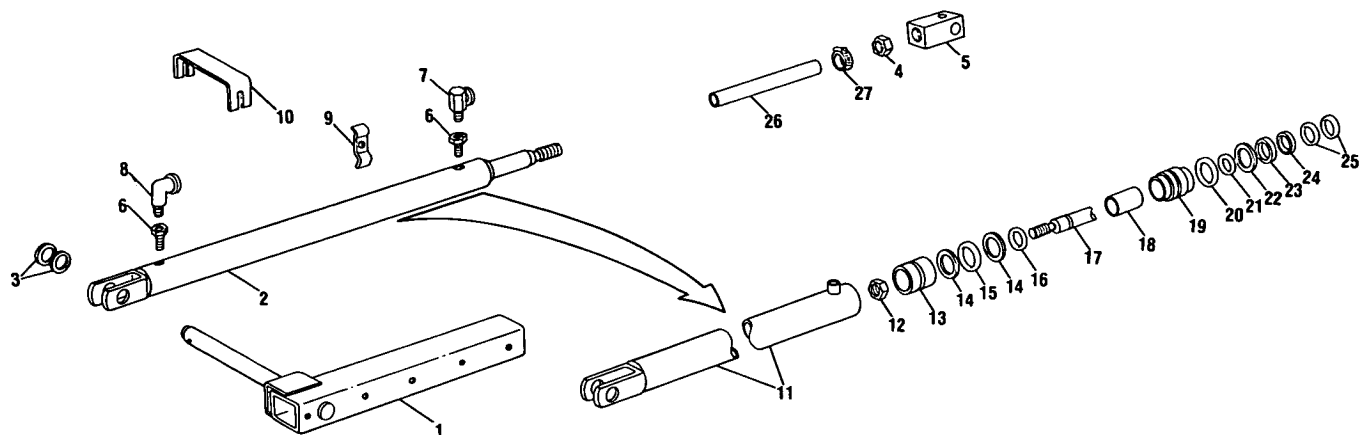
AR - As Required

HYDRAULIC MOTOR ASSEMBLY



Ref. No.	Part No.	No. Used		Description
		A	B	
1	571566		1	Hydraulic Motor Assembly, Complete ---Replaces 514635
	512570	1		End Cap
	527737		1	End Cap
2	514863	7	7	Cap Screw
2A	527747		**7	Seal
3	514862	1		Gerotor Set
	272990		1	Gerotor Set
4	511214	1		Plate
	527746		1	Plate
5	511221	2		Bearing
	527739		1	Bearing
6	511215	1	1	Drive
7	517848	1		Housing and Spool (Matched Set)
8	511225	1	1	Plug
9	49856	*1		"O" Ring
10	80768	1		Woodruff Key, #15, 1/4" x 1"
11	511220	1		Bearing Race
	527745		1	Bearing Race
12	511212	*1	**1	"O" Ring
13	511223	*1		Quad Seal
	527744		**1	Quad Seal
14	524312	*1		Back-up Washer
15	517847	1		End Plate
	527740		1	End Plate
16	121189	*1		Oil Seal
	527741		1	Oil Seal
17	87538	2		Roll Pin, 1/4" x 1"
18	518979	4	4	Cap Screw
19	524311	4	4	Washer
20	527743		1	Housing
21	527742		1	Output Shaft
22	527738		**3	"O" Ring
	*511228	1		Seal Kit (Includes Ref. No.'s 9, 12, 13, 14, 16)
	**527748		1	Seal Kit (Includes Ref. No.'s 2A, 12, 13, 22)

MODEL 770 OPTIONAL EQUIPMENT
HYDRAULIC SPOUT CONTROL KIT



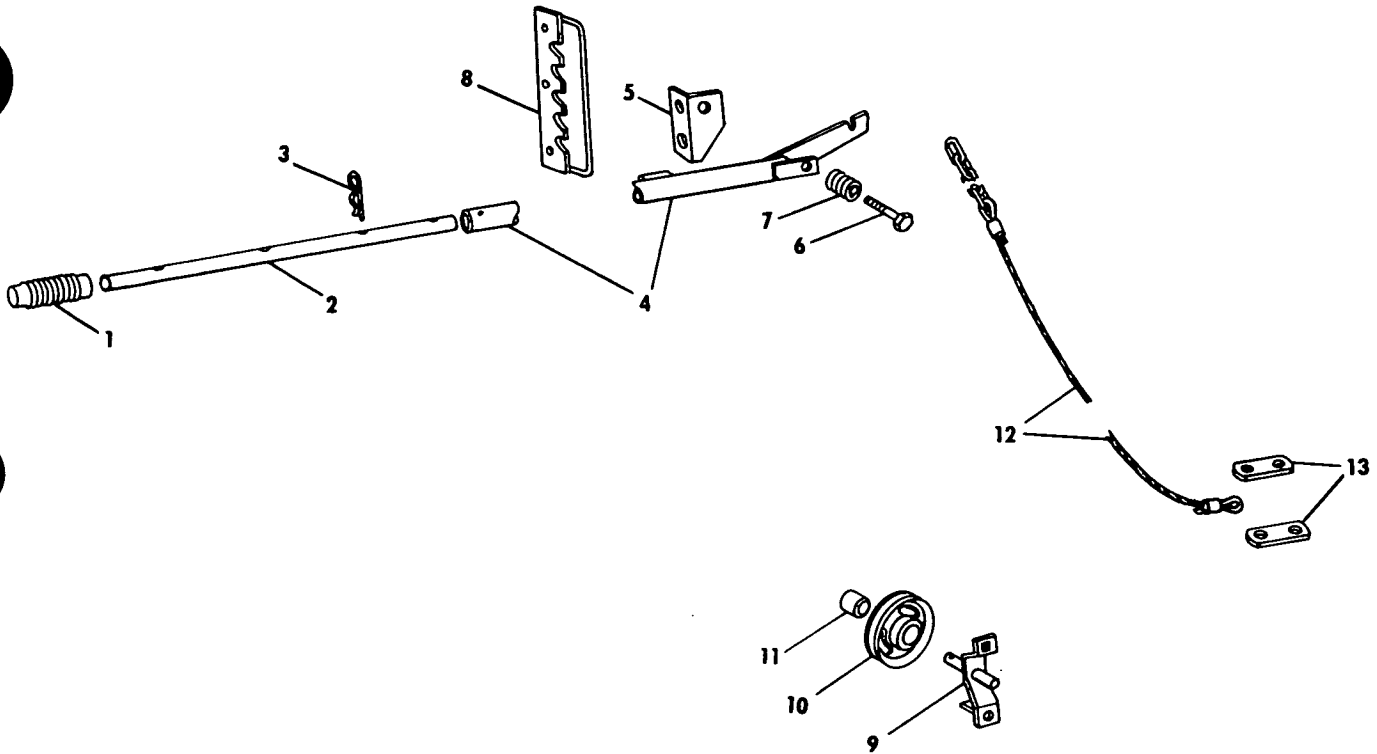
Ref. No.	Part No.	No. Used	Description
1	200483 182201	1	Hydraulic Spout Control Kit Shaft Bracket Weld Assembly
			1 80754 Cotter Pin, 3/16" x 1 1/2"
			1 88325 Cap Screw, 1/2" x 4"
			1 88403 Cap Screw, 3/8" x 4"
			1 88206 Cap Screw, 3/8" x 1"
			1 80700 Plain Washer, 1/2"
			1 80702 Plain Washer, 3/8"
			1 80679 Lockwasher, 1/2"
			1 80680 Lockwasher, 3/8"
			1 84946 Nut, 1/2"
			1 84944 Nut, 3/8"
			1 84040 Locknut, 3/8"
2	182209	1	Cylinder Assembly (Includes Ref. 11 through 25)
3	27531	AR	Washer
4	84952	1	Hex Nut, 1/2" (N.F.)
5	138496	1	Block
			1 87414 Grease Fitting, 1/4"-28, Straight, Self-Tapping
6	509957	2	Bushing, 1/2" x 1/4"
7	179755	1	Adapter Union (Restricting w/.032 Dia. Orifice)
8	84032	1	Street Elbow, 90°
9	42365	4	Clamp
			4 88865 Bolt, Round Head, Square Neck, 3/8" x 1 1/4"
			4 80680 Lockwasher, 3/8"
			4 84944 Nut, 3/8"
10	181197	1	Bracket
11	182924	1	Tube Assembly
12	87310	1	Jam Nut, 9/16"
13	182923	1	Piston
14	N.S.S.	2	Washer
AR - As Required			CONTINUE

MODEL 770 OPTIONAL EQUIPMENT
HYDRAULIC SPOUT CONTROL KIT (CONTINUED)

Ref. No.	Part No.	No. Used	Description
15	N.S.S.	1	"O" Ring
16	N.S.S.	1	"O" Ring
17	182922	1	Rod
18	187939	1	Bushing
19	182925	1	Head Assembly -- Includes Ref. 18, 20 thru 24
20	N.S.S.	1	"O" Ring
21	N.S.S.	1	"O" Ring
22	N.S.S.	1	Lock Ring
23	N.S.S.	1	Spacer
24	N.S.S.	1	Lock Ring
25	N.S.S.	2	Washer
26	236661	1	Tube
27	513309	1	Hose Clamp


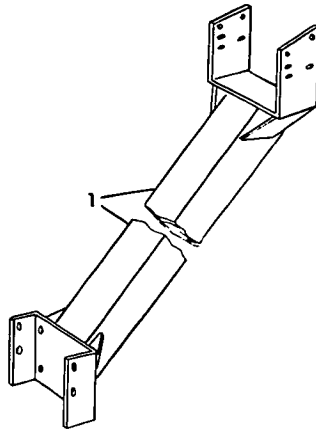
N.S.S - Not Serviced Separately - These items are all available in the same quantities as used in the Cylinder under the Repair Kit #200612.

MODEL 770 ATTACHMENTS
HAND LIFT



Ref. No.	Part No.	No. Used	Description
	97137		HAND LIFT BUNDLE
1	126103	1	Hand Grip
2	126233	1	Tube, 22 1/8" Long
3	45706	1	Hairpin Cotter
4	126236	1	Handle Weld Assembly
5	126234	1	Bracket Weld Assembly 2 88206 Cap Screw, 3/8" x 1" 2 80680 Lockwasher, 3/8" 2 84944 Nut, 3/8"
6	103085	1	Special Cap Screw, 5/8" x 3 1/2" 2 87365 Plain Washer, 5/8" 2 84971 Hex Jam Nut, 5/8"
7	46841	1	Spring, 1 9/16" Free Length
8	126230	1	Quadrant Weld Assembly 3 88011 Cap Screw, 3/8" x 1 1/4" 3 80702 Plain Washer, 3/8" 3 80680 Lockwasher, 3/8" 3 84944 Nut, 3/8"
9	122720	1	Pulley Bracket 1 87672 Bolt, Round Head, Short Square Neck, 1/2" x 1" 1 80679 Lockwasher, 1/2" 1 84946 Nut, 1/2" 1 80738 Cotter Pin, 3/16" x 1 1/4"
10	64126	1	Cable Idler with Ref. 11 Bushing
11	64161	1	Idler Bushing
12	122605	1	Cable and Chain Assembly 2 28953 Cable Thimble 2 28954 Cable Clamp, "U" Bolt Type, 1/4" Cable (For Repairs)
13	34386	2	Cable Link 2 88011 Cap Screw, 3/8" x 1 1/4" 2 84040 Lock Nut, 3/8"

MODEL 770 ATTACHMENTS
HORIZONTAL SPOUT EXTENSION BUNDLE



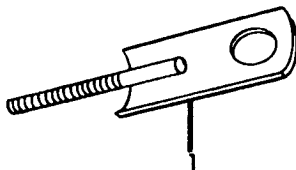
Ref. No.	Part No.	No. Used	Description
1	202410 238338	1	Horizontal Spout Extension Bundle - 4 Ft. Brace Weld Assembly 4 88434 Cap Screw, Hex Head, 3/8" x 3/4" 4 88206 Cap Screw, Hex Head, 3/8" x 1" 4 87702 Machine Screw, Flat Head, 3/8" x 1" 12 80702 Plain Washer, 3/8" 12 80680 Lockwasher, 3/8" 12 84944 Hex Nut, 3/8"
2	256476	1	Spout Weld Assembly 6 88434 Cap Screw, Hex Head, 3/8" x 3/4" 4 88206 Cap Screw, Hex Head, 3/8" x 1" 4 87702 Machine Screw, Flat Head, 3/8" x 1" 24 80702 Plain Washer, 3/8" 14 80680 Lockwasher, 3/8" 14 84944 Hex Nut, 3/8"
3	251381	1	Shield 4 87872 Cap Screw, Hex Head, 5/16" x 3/4" 2 80664 Plain Washer, 5/16" 4 80681 Lockwasher, 5/16" 4 84943 Hex Nut, 5/16"
4	164342	1	Cover Plate 2 88356 Carriage Bolt, 1/4" x 1" 1 80701 Plain Washer, 1/4" 2 80682 Lockwasher, 1/4" 2 84878 Wing Nut, 1/4"

MODEL 770 ATTACHMENTS
SPOUT LINER



Ref. No.	Part No.	No. Used	Description
1	201605	AR	Spout Liner Bundle (Includes Liner and the following Hardware) 2 87702 Flat Head, Machine Screw, 3/8" x 1" 2 87596 Round Head, Short Square Neck Bolt, 3/8" x 3/4" 4 80680 Lockwasher, 3/8" 2 87016 Plain Washer, 3/8" 4 84944 Hex Nut, 3/8"

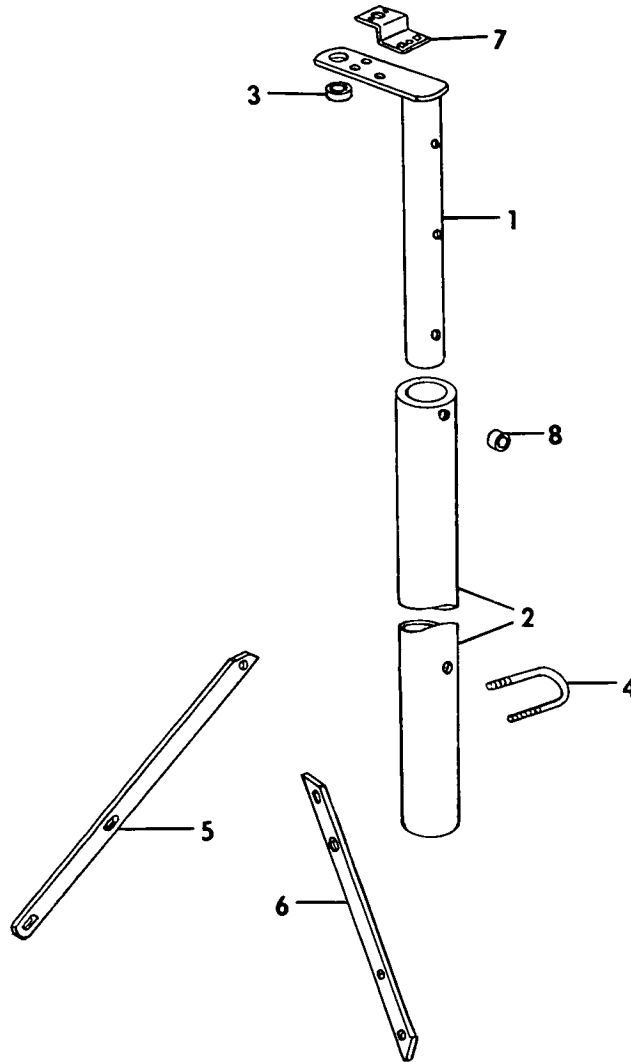
RECUTTER SCREEN MOUNTING KIT



Ref. No.	Part No.	No. Used	Description
1	200920 183624	4	Recutter Screen Mounting Kit Latch Weld Assembly 4 87689 Hex Head, Cap Screw, 1/2" x 1 1/2" 4 87870 Hex Head, Cap Screw, 3/8" x 1 1/4" 16 80702 Plain Washer, 3/8" 4 80680 Lockwasher, 3/8" 4 80679 Lockwasher, 1/2" 12 84944 Hex Nut, 3/8"

AR - As Required

SPOUT SUPPORT BUNDLE



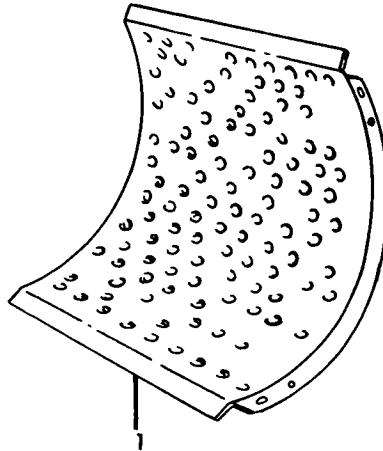
Ref. No.	Part No.	No. Used	Description
1	202625 238359	1	Spout Support Bundle Tube Weld Assembly 1 88207 Cap Screw, Hex Head, 1/2" x 3 3/4", Grade 5 1 87364 Plain Washer, 1/2" 1 80679 Lockwasher, 1/2" 1 84946 Hex Nut, 1/2"
2	706225	1	Tube ---Replaces 266039 1 88207 Cap Screw, Hex Head, 1/2" x 3 3/4", Grade 5 1 87364 Plain Washer, 1/2" 1 80679 Lockwasher, 1/2" 1 84946 Hex Nut, 1/2"
3	54627	1	Spacer 1 88551 Cap Screw, Hex Head, 1/2" x 1 3/4", Grade 5 1 80700 Plain Washer, 1/2" 1 80679 Lockwasher, 1/2" 1 84946 Hex Nut, 1/2"
4	238381	2	U-Bolt 8 84946 Hex Nut, 1/2"

SPOUT SUPPORT BUNDLE (CONTINUED)

Ref. No.	Part No.	No. Used	Description
5	266041	1	Brace 2 87670 Cap Screw, Hex Head, 1/2" x 1 1/4", Grade 5 1 88552 Cap Screw, Hex Head, 1/2" x 2", Grade 5 3 80679 Lockwasher, 1/2" 3 84946 Hex Nut, 1/2"
6	266040	1	Brace 2 87670 Cap Screw, Hex Head, 1/2" x 1 1/4", Grade 5 2 80679 Lockwasher, 1/2" 2 84946 Hex Nut, 1/2"
7	136678	1	Bracket 2 88543 Cap Screw, Hex Head, 5/16" x 1", Grade 5 2 80681 Lockwasher, 5/16" 2 84943 Hex Nut, 5/16"
8	117363	2	Bushing

MODEL 770 ATTACHMENTS

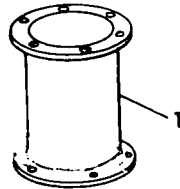
RECUTTER SCREENS



Ref. No.	Part No.	No. Used	Description
1	243649	AR	Screen Weld Assembly, Holes 1/2" (650)
	243650	AR	Screen Weld Assembly, Holes 3/4" (380)
	243651	AR	Screen Weld Assembly, Holes 1" (240)
	243652	AR	Screen Weld Assembly, Holes 1 1/2" (90)
	243653	AR	Screen Weld Assembly, Slots 1 1/2" x 6 1/2"
	243654	AR	Screen Weld Assembly, Slots 2 1/4" x 6 1/2"
	243655	AR	Screen Weld Assembly, Slots 3" x 6 5/8"

AR - As Required

VERTICAL EXTENSION

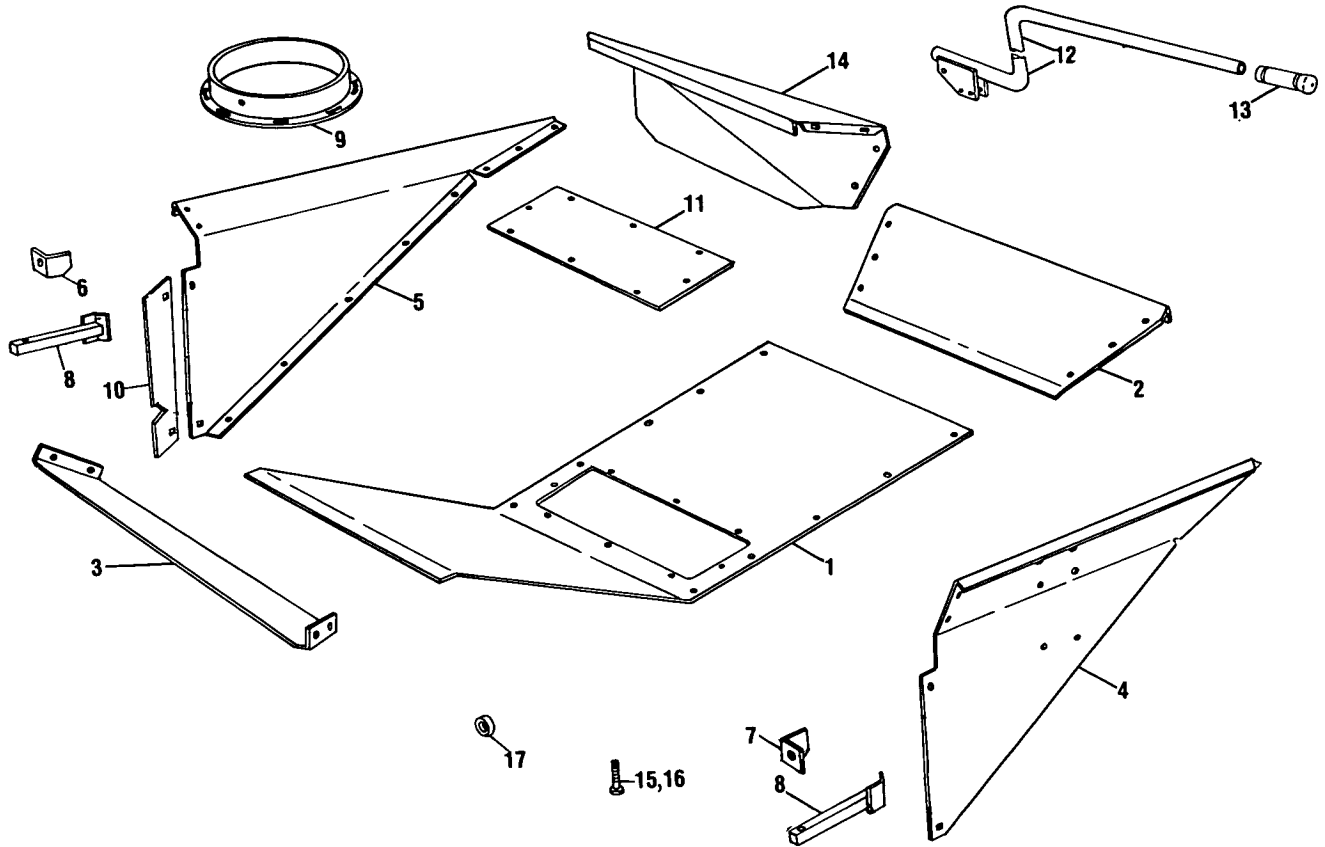


Ref. No.	Part No.	No. Used	Description
1	*203049	AR	Vertical Extension Bundle for Spout (Includes Pipe Extension and following hardware) 6 88206 Cap Screw, 3/8" x 1" 6 80680 Lockwasher, 3/8" 6 84944 Nut, 3/8" 1 87414 Grease Fitting, 1/4"-28, Straight, Self-Tapping

AR - As Required

*NOTE: On older machines also order 2 of 285840 and 2 of 285839.

MODEL 770 ATTACHMENTS
EAR CORN CHUTE



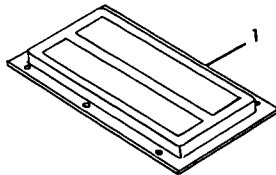
Ref. No.	Part No.	No. Used	Description
1	202186 237309	1	EAR CORN CHUTE BUNDLE Bottom Weld Assembly ---Replaces 213671 12 87872 Hex Head, Cap Screw, 5/16" x 3/4" 12 80664 Plain Washer, 5/16" 12 80681 Lockwasher, 5/16" 12 84943 Hex Nut, 5/16"
2	213669	1	Front Sheet 4 87872 Hex Head, Cap Screw, 5/16" x 3/4" 2 87639 Round Head, Short Square Neck Bolt, 5/16" x 3/4" 6 80681 Lockwasher, 5/16" 4 80664 Plain Washer, 5/16" 6 84943 Hex Nut, 5/16"
3	252208	1	Rear Sheet ---Replaces 213668 4 87872 Hex Head, Cap Screw, 5/16" x 3/4" 4 80664 Plain Washer, 5/16" 4 80681 Lockwasher, 5/16" 4 84943 Hex Nut, 5/16"
4	236152	1	Side Sheet, R.H. ---Replaces 213673 2 87670 Hex Head, Cap Screw, 1/2" x 1 1/4" 2 80700 Plain Washer, 1/2" 2 80679 Lockwasher, 1/2" 2 84946 Hex Nut, 1/2"
5	248515	1	Side Sheet, L.H. ---Replaces 213672 2 87670 Hex Head, Cap Screw, 1/2" x 1 1/4" 2 80700 Plain Washer, 1/2" 2 80679 Lockwasher, 1/2" 2 84946 Hex Nut, 1/2"

CONTINUE

MODEL 770 ATTACHMENTS
EAR CORN CHUTE (CONTINUED)

Ref. No.	Part No.	No. Used	Description
6	214180	1	Stop, L.H. 1 88011 Cap Screw, Hex Head, 3/8" x 1 1/4" 2 87016 Plain Washer, 3/8" 1 80680 Lockwasher, 3/8" 1 84944 Hex Nut, 3/8"
7	214183	1	Stop, R.H. 1 88011 Cap Screw, Hex Head, 3/8" x 1 1/4" 2 87016 Plain Washer, 3/8" 1 80680 Lockwasher, 3/8" 1 84944 Hex Nut, 3/8"
8	603539	2	Stop Weld Assembly ---Replaces 219378 2 88434 Cap Screw, Hex Head, 3/8" x 3/4" 2 87016 Plain Washer, 3/8"
9	184118	1	Tilt Section Assembly 2 88543 Cap Screw, Hex Head, 5/16" x 1" 2 87382 Hex Locknut, 5/16"
10	237334	2	Shield ---Replaces 221483 2 88481 Carriage Bolt, 3/8" x 1" 2 80702 Plain Washer, 3/8" 2 80680 Lockwasher, 3/8" 2 84944 Hex Nut, 3/8"
11	132673	1	Plate 8 84909 Machine Screw, Truss Head, 1/4" x 3/4" 8 80701 Plain Washer, 1/4" 8 80682 Lockwasher, 1/4" 8 84942 Hex Nut, 1/4"
12	247952	1	Shift Lever Weld Assembly 3 88436 Cap Screw, Hex Head, 3/8" x 2" 3 80680 Lockwasher, 3/8" 3 84944 Hex Nut, 3/8"
13	602734	1	Hand Grip
14	248514	1	Shield 4 87872 Cap Screw, Hex Head, 5/16" x 3/4" 4 80664 Plain Washer, 5/16" 4 80681 Lockwasher, 5/16" 4 84943 Hex Nut, 5/16"
15	266143	2	Cap Screw, Hex Head, 3/8" x 5", Grade 5
16	33219	2	Tap Bolt, 3/8" x 3"
17	127938	2	Split Spacer

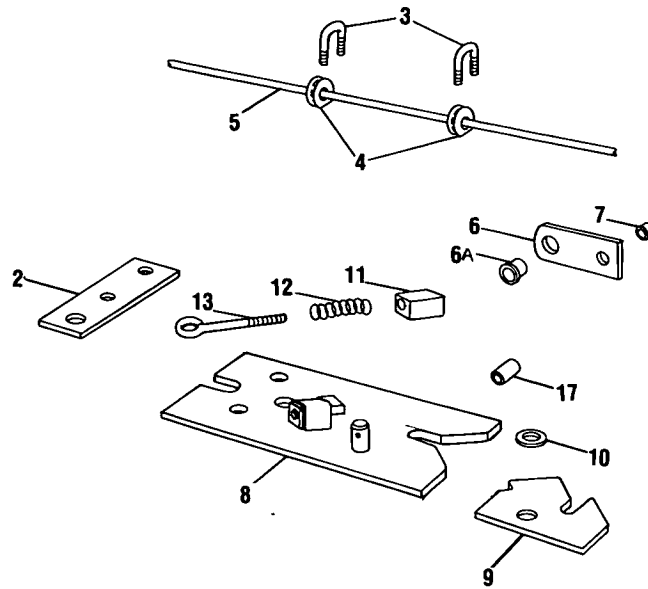
MAGNET BUNDLE



Ref. No.	Part No.	No. Used	Description
1	201814 N.S.S.	1	MAGNET BUNDLE (For Ear Corn Chute) Magnet Assembly (Sold only as Bundle)

N.S.S. - Not Serviced Separately

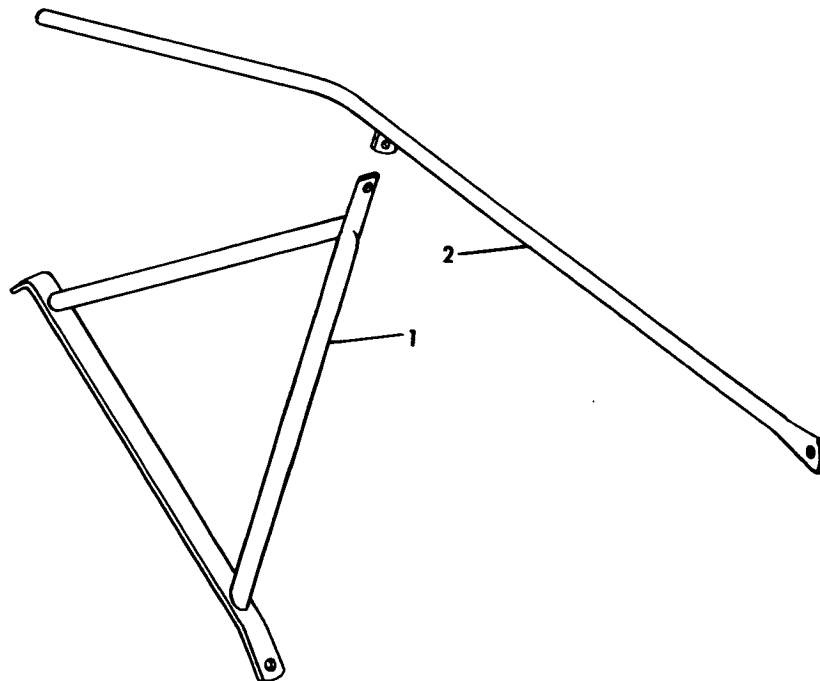
MODEL 770 ATTACHMENTS
AUTOMATIC HITCH KIT



Ref. No.	Part No.	No. Used	Description
1	201585 218409	1	AUTOMATIC HITCH KIT (Includes Automatic Hitch Assembly ---Replaces 163063 (Includes Refs. 8 thru 13)
2	136697	1	Strip
3	28114	4	"U" Bolt 8 88589 Lockwasher, 3/16" 8 87304 Hex Nut, 3/16"
4	28110	4	Rope Guide
5	248325	1	Rope, 28
6	718832	2	Bracket and Grommet Assembly 1 88206 Cap Screw, Hex Head, 3/8" x 1" 1 87337 Cap Screw, Hex Head, 3/4" x 3" 1 84239 Plain Washer, 3/4" 1 80680 Lockwasher, 3/8" 1 84041 Hex Locknut, 3/4" 1 84944 Hex Nut, 3/8"
6A	00709	2	Grommet
7	178493	1	Spacer
8	213736	1	Hitch Weld Assembly
9	213744	1	Plate 1 87395 Cotter Pin, 1/8" x 1 1/4"
10	26301	1	Washer
11	213737	1	Block
12	37193	1	Spring
13	35694	1	Eyebolt 2 84969 Hex Jam Nut, 3/8"

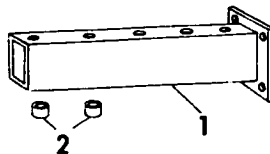
MODEL 717R-717R2-717N2 ATTACHMENTS

ROW DIVIDERS



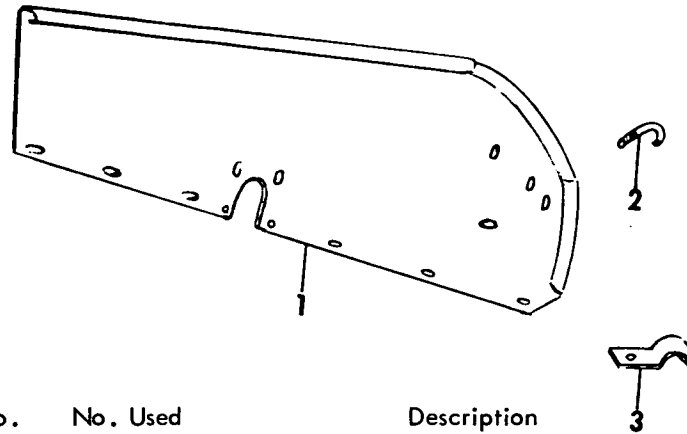
Ref. No.	Part No.	No. Used		Description
		717R 770R	717R2-717N2 770R2-770N2	
1	122927	1		Support Weld Assembly
	122750		1	Support Weld Assembly 1 88206 Cap Screw, 3/8" x 1" 1 88011 Cap Screw, 3/8" x 1 1/4" 2 80680 Lock Washer, 3/8" 2 84944 Nut, 3/8"
2	122752	1	1	Deflector Weld Assembly 2 88206 Cap Screw, 3/8" x 1" 2 80680 Lock Washer, 3/8" 2 84944 Nut, 3/8"

AXLE EXTENSION



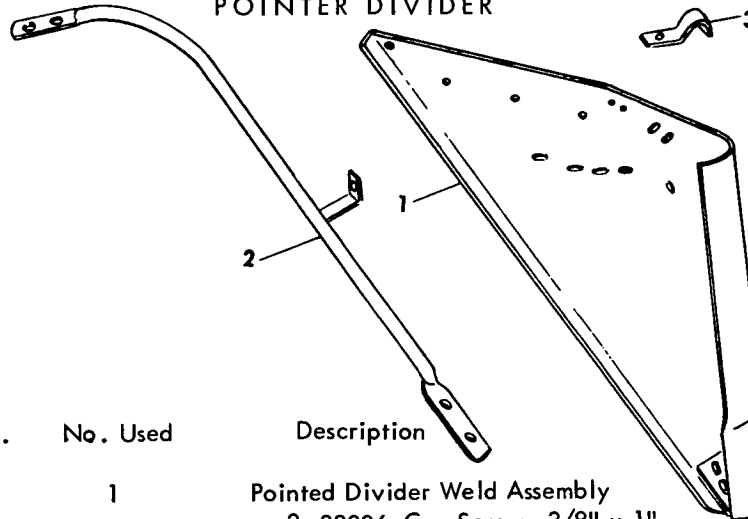
Ref. No.	Part No.	No. Used	Description
1	122587	2	Axle Extension Weld Assembly
2	100635	4	Spacer 4 88173 Cap Screw, 7/16" x 6" 8 87365 Plain Washer, 7/16" 4 81547 Lockwasher, 7/16" 4 84945 Nut, 7/16"

MODEL 717S ATTACHMENTS
SIDE SHEET EXTENSION



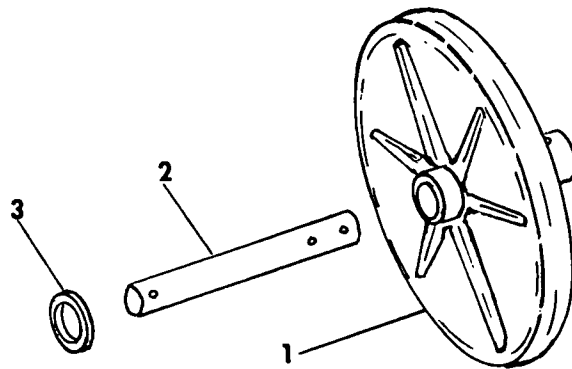
Ref. No.	Part No.	No. Used	Description
1	121708	1	Side Sheet Extension Weld Assembly 3 87639 Bolt, Round Head, Short Square Neck, 5/16" x 3/4" 3 87362 Plainwasher, 5/16" 3 80681 Lockwasher, 5/16" 3 84943 Nut, 5/16"
2	126039	1	"J" Bolt 1 84943 Nut, 5/16"
3	121687	1	Clamp 1 87101 Machine Screw, Truss Head, 3/8" x 3/4" 1 87016 Plainwasher, 3/8" 1 80680 Lockwasher, 3/8" 1 84944 Nut, 3/8"

MODEL 717S ATTACHMENTS
POINTER DIVIDER



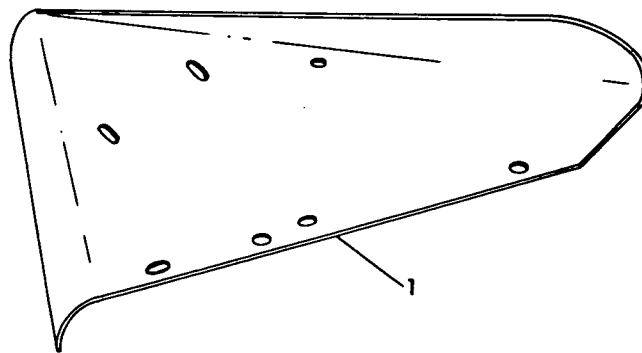
Ref. No.	Part No.	No. Used	Description
1	121859	1	Pointed Divider Weld Assembly 2 88206 Cap Screw, 3/8" x 1" 2 80680 Lockwasher, 3/8" 2 84944 Nut, 3/8"
2	121790	1	Brace Weld Assembly 4 84470 Machine Screw, Truss Head, 3/8" x 1 1/4" 2 87170 Cap Screw 3/8" x 3 3/4" 3 87016 Plainwasher, 3/8" 4 80680 Lockwasher, 3/8" 4 84944 Nut, 3/8"
3	121687	1	Clamp 1 84470 Machine Screw, Truss Hd., 3/8" x 1 1/4" 1 80680 Lockwasher, 3/8" 1 84944 Nut, 3/8"

97098 TRANSPORT WHEEL BUNDLE



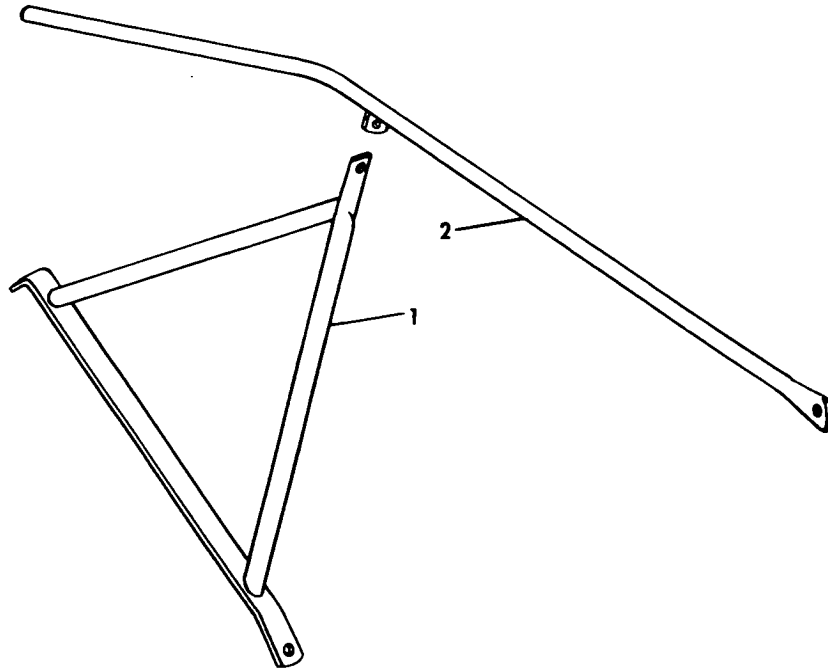
Ref. No.	Part No.	No. Used	Description
1	25479	2	Steel Wheel 2 87414 Grease Fitting, 1/4" - 28, Straight, Self-Tapping
2	121728	2	Dolly Shaft 4 80736 Cotter Pin, 3/16" x 1 1/4"
3	27531	2	Special Washer, 1 1/32" I. D. x 1 3/4" O. D. x .060"

MODEL 717S ATTACHMENTS
HEAD SAVER



Ref. No.	Part No.	No. Used	Description
1	97101	1	Head Saver Deflector (Includes) 1 87101 Machine Screw, Truss Head, 3/8" x 3/4" 1 87016 Plainwasher, 3/8" 1 80680 Lockwasher, 3/8" 1 84944 Nut, 3/8"

MODEL 770R-770R2-770N2 ATTACHMENTS
ROW DIVIDER BUNDLE



Ref. No.	Part No.	No. Used	Description
1	97139 122927	1	Row Divider Bundle for 770R Row Crop Support Weld Assembly 1 88206 Cap Screw, Hex Head, 3/8" x 1" 1 88011 Cap Screw, Hex Head, 3/8" x 1 1/4" 2 80680 Lockwasher, 3/8" 2 84944 Hex Nut, 3/8"
2	122752	1	Deflector Weld Assembly 2 88206 Cap Screw, Hex Head, 3/8" x 1" 2 80680 Lockwasher, 3/8" 2 84944 Hex Nut, 3/8"
1	97140 122750	1	Row Divider Bundle for 770R2 and 770N2 Row Crops Support Weld Assembly 1 88206 Cap Screw, Hex Head, 3/8" x 1" 1 88011 Cap Screw, Hex Head, 3/8" x 1 1/4" 2 80680 Lockwasher, 3/8" 2 84944 Hex Nut, 3/8"
2	122752	1	Deflector Weld Assembly 2 88206 Cap Screw, Hex Head, 3/8" x 1" 2 80680 Lockwasher, 3/8" 2 84944 Hex Nut, 3/8"

DEALER INFORMATION ONLY
RECOMMENDED INITIAL PARTS GUIDE

MODEL 770	MODEL 770E	PART NO.	DESCRIPTION	QUANTITY FOR 5 MACHINES
X	X	00672	Washer	2
X		00673	Washer	2
X		12124	Bearing	1
X		13540	Bearing Cone	2
X		13958	Bearing Cup	2
X	X	25121	Retaining Ring	2
X	X	25195	Connector Link #40	2
X	X	25804	Roller Link #40	5
X		25805	Roller Link #50	10
X	X	25808	Roller Link #60	10
X	X	25812	Connector Link #60	2
X		26981	Spring	2
X		28110	Rope Guide	2
X		28114	U-Bolt	2
X		29214	Spider Bearing	3
X		32383	Wheel Bolt	6
X		34072	Roller Bearing	1
X		36723	Bearing Cup	2
X		36725	Bearing Cup	2
X		36726	Bearing Cone	2
X		37185	Retaining Ring	2
X	X	38766	Bearing	2
X	X	38767	Locking Collar	2
X		40305	"X" Washer	2
X		42567	Locking Collar	2
X	X	43048	Flangette	4
X		45631	Locking Collar	2
X		45876	Locking Collar	2
	X	45882	Ball Bearing	2
X		46520	Shearbolt	5
X		47066	Bearing	2
X		47067	Locking Collar	2
X		47941	Bushing	2
X		48198	Bearing	2
X		48965	Bushing	2
X		52444	Locking Collar	2
X		58118	Shearbolt	5
X		63264	Bearing	2
	X	63805	Needle Bearing	2
	X	64852	Oil Seal	2
X		66553	Bearing	2
X		67372	Bearing	2
X		67526	Bearing Cup	2
X		67527	Bearing Cone	2
X		88572	Cap Screw, Knife	25
	X	110370	Ratchet Clutch	2
X		121506	Bearing Cup and Cone	2
	X	121602	Bearing	2
X		122503	Lift Roller	2
X		122718	Friction Disc	2
X		126758	Clutch Spring	5
X		126761	Spider Bearing	2
X		130358	Washer	10
	X	131230	Bearing	2
X		131521	Yoke Pin	2

CONTINUE

DEALER INFORMATION ONLY
RECOMMENDED INITIAL PARTS GUIDE (CONTINUED)

MODEL 770	MODEL 770E	PART NO.	DESCRIPTION	QUANTITY FOR 5 MACHINES
	X	135423	Bearing	2
X		137547	Oil Seal	2
X		137575	Spring	2
X		139368	Ball Bearing	2
X		142441	Ball Bearing	2
X		164495	Bearing Housing	1
X		165364	Ball Bearing	2
	X	165526	Spring	5
X		166300	Oil Seal	2
X		172088	Spring	1
X		174968	Knife Support	5
X		179462	Smooth Roll Scraper	1
X		179469	Retainer	2
X		179470	Adjusting Nut	2
X		179878	Bolt Set	1
X		202102	P.T.O. Repair Kit	1
X		214878	Bearing	1
X		216281	Knife	3
X		228366	"V" Belt	1
X		236068	Yoke Pin	2
X		237519	Shear Bar	1
X		253476	Paddle	3
X		261798	Friction Disc	2
	X	262317	Front Knife, L.H.	2
	X	262318	Front Knife, R.H.	2
X		289198	Oil Seal	2
X	X	574844	Bearing	2
	X	703414	Roll Blade, L.H.	2
	X	703415	Roll Blade, R.H.	2

DEALER INFORMATION ONLY
RECOMMENDED INITIAL PARTS STOCK

Model 717S	Model 717W	Model 770W	Part No.	Description	Quantity for 5 Machines
	X	X	00672	Washer	2
	X	X	00673	Washer	2
X	X		25194	Coupler Link #50	2
X	X	X	25805	Roller Link #50	10
X	X	X	25816	Offset Link #50	2
X			26622	Knife Section	25
X			29875	Knife Section	25
X			36723	Bearing Cup	2
X			36725	Bearing Cup	2
X			36726	Bearing Cone	2
X			37707	Oil Seal	2
X	X	X	38260	Locking Collar	2
X	X	X	38766	Bearing	2
X	X	X	38767	Locking Collar	2
		X	42472	Connector Link #50	2
X	X	X	43048	Flangette	4
X	X	X	43056	Flangette	4
X	X	X	43295	Auger Spring	2
X			46435	Section Rivet	25
X			46436	Section Rivet	25
X	X	X	50775	Ball Bearing	2
		X	54770	Bearing	2
	X		63804	V-Belt	2
X			65327	Sickle Guard	10
X			66810	Needle Bearing	2
X			67188	Connecting Rod	1
X			67202	Bearing	2
X			67357	Knife Clip	5
X			67358	Knife Clip	2
X			67372	Bearing	2
X			76417	Bushing	2
X			76518	Tine Clip	5
X			121831	Cam Roller Bolt	2
X	X	X	127434	Friction Disc	2
		X	129696	V-Belt	2
X			130712	Triple Guard	2
		X	130891	Pick-up Finger Bolt	10
	X	X	131673	Pick-up Finger	20
	X	X	134526	Pick-up Guard	5
	X	X	134921	Tooth Bracket	20
	X	X	136137	Spacer, Pick-up Tooth	20
X			165484	Reel Cam Roller	2
X			187216	Half Section, Knife	5
X			237167	Sickle Guard	2
	X	X	249062	Cam Roller Bearing	2
X	X	X	265588	Finger Guide	4
X	X	X	574844	Bearing	2
X	X	X	709381	Auger Finger	4

DEALER INFORMATION ONLY
RECOMMENDED INITIAL PARTS STOCK

Model 770R	Model 770N2	Model 770R2	Part No.	Description	Quantity for 5 Machines
X			25194	Connector Link #50	2
X			25805	Roller Link #50	10
	X	X	25808	Roller Link #60	10
	X	X	25812	Connector Link #60	2
X			25816	Offset Link #50	2
	X	X	25817	Offset Link #60	2
X	X	X	35469	Idler Assembly	2
X			36853	Flangette	2
X	X	X	38766	Bearing	2
X	X	X	38767	Locking Collar	2
X	X	X	42948	Attachment Link #CA620	5
X	X	X	43048	Flangette	4
	X	X	43056	Flangette	2
X	X	X	43614	Roller Link #CA620	5
X	X	X	49436	Bearing	4
X	X	X	50775	Bearing	4
X	X	X	58118	Shear Bolt	10
X	X	X	66553	Idler Bearing	2
X	X	X	122879	Yoke Pin	2
X	X	X	128694	Connector Link #CA620	2
X	X	X	128751	Offset Link #CA620	2
X	X	X	136376	Seal	3
X	X	X	137575	Spring	2
X	X	X	138741	Sprocket	2
X	X	X	179079	Bearing	3
X	X	X	214550	Shim	4
X	X	X	246499	Side Knife	2
X	X	X	248344	Bearing	2
X			251034	Bevel Pinion	1
X	X	X	263216	Shim	5
X	X	X	263217	Shim	5
X	X	X	263818	Shim	5
X	X	X	263838	Shim	5
X	X	X	265098	Bushing	2
X	X	X	579193	Sickle Knife	2

NUMERICAL PARTS INDEX

Part No.	Ref. No.	Page No.	Part No.	Ref. No.	Page No.	Part No.	Ref. No.	Page No.	Part No.	Ref. No.	Page No.
00012	11	10	25523	30	32	27318	49	66	33219	16	172
00025	15	35	25793	14	7		15	71	33261	46	24
00322		99	25804		57		8	89		9	49
		111			155	27367	50	100		22	53
		125			159		56	127	33298	37	40
		139	25805		32	27531	3	163	33486	45	66
00672	60	28			32		3	176		50	72
	7A	31			66	27639	19	65		46	90
	19	61			72		23	71	33781	45	8
	4	75			90		19	89		58	33
	38	146			109	27695	28	62		43	36
00673	44	44			126	27696	20	65		45	44
	20	61	25808		28		24	71	34025	38	8
	5	75			140		20	89	34072	41	23
00674	27	53			154	27697		100	34187	37	13
	4	61	25812		28		52	112		37	17
	6	75			140			126		27	44
00675	46	66			154		57	141		37	44
	51	72	25814		159		11	156		11	59
	47	90	25815		57	27900		8		14	68
00709	50	45			155	27901		8			91
	6A	173	25816		32	28110	22	44			91
00721	13	154			32		4	173			102
11784	54	8			66	28114	23	44			103
11787	51	8			72		3	173			108
12084	29	100			90	28185	13	59	23		118
	29	112			109	28256	50	18			129
	33	126			126	28280	24A	53			129
	33	140	25817		28	28285	14	59			136
12124	20	13			140	28409	56	40	34386	13	165
	20	17			154	28691	29	23	34455		7
12621	11	37	25937	14	154	28953		165			14
13362	53	8	25939	16	57	28954		165			18
13364	26	27	26129	34	146	29214	6	13	34480	27	39
13367	52	8	26130	14	99		38	40	34490	26	61
13392	8	5		14	111	29494	72	41		29	76
	26	57		14	125	29526	39	44		5	85
13540	11	19		14	139	29534	17	49	35097		109
	12	23	26260	15	49		11	53			137
13586	47	8		9	53	29579	29	44	35115	5	10
13751	56	146	26301	10	173	29684	22	39	35255	8	117
13796	41	66	26312	30	27			43	35257	9	117
	42	90			31		5	158	35370	7	153
13911	41	8		32	32	29840	30	39	35469	12	99
13958	12	19		15	82	29875	6	81		12	111
	13	23	26538	26	7	29962	34	66		12	125
15081	16	43	26622	6	81		34	90		12	139
25015	75	41	26981	4	13	32307	36	44	35664	1	37
25121	28	27		4	17	32362	50	28	35666	3	37
	9	145	27084		7	32383	12	7	35670	4	37
25194		66		31	44	32809	18	7	35674	12	37
		90	27258	31	100	32867	3	99	35675	16	37
		109		31	112		3	111	35694	13	173
25195		57		30	126		3	125	35717	15	43
		155		30	140		3	139	35781	38	44
		159	27317	49	66	33112	10	85	36277	14	27
25479	1	176		14	71	33212	4	145	36310	39	27
25494	43	23		8	89	33219		31	36312	16	27
	25	39	27318	24A	27		5	157	36314	4	5

CONTINUE

NUMERICAL PARTS INDEX (CONTINUED)

Part No.	Ref. No.	Page No.	Part No.	Ref. No.	Page No.	Part No.	Ref. No.	Page No.	Part No.	Ref. No.	Page No.
36314	35	32	38766	44	72	42948		112	45960	8	53
36491		153		40	90			112	46035	6	31
36622	7	31		8	99		26B	126	46166		66
36723	6	7		8	111			140			72
	46	28		8	125			141			90
	28	31		8	139	43048	24	57	46288	10	47
36725	55	28		5	155		38	66	46431	9	47
	41	32	38767	24	13		42	72	46432	18	47
36726	7	7		22	57		39	90		42	54
	47	28		37	66		7	99	46436	7	81
36803		153		43	72		7	111	46442	2	37
36819	12	85		38	90		7	125	46443	6	37
36823	35	13		9	99		7	139	46514	13	7
	35	17		9	111		6	155	46520	62	33
36835	27	61		9	125	43056	16	61		41	40
	30	76		9	139		2	65		77	41
	6	85		4	155		2	71		19	57
36853	43	100	39818	3	27		18	75	46579	37	160
	43	112	39826	18	94		6	89	46841	58	40
	24	159		20	118		50	127		7	165
36993	13	43	39827	17	94		50	140	46889	38	27
	8	49		19	118		48	100	46972	19	7
	21	53	39853	6	19	43087	48	112	47066	25	17
37185	21	13		7	23		48	126	47067	24	17
	21	17			27		46	140	47204	22	27
37193	12	173	40241		31	43147	54A	127	47407	28	20
37581	7	91	40242		31			141		54	24
37707	25	82	40305	5	13			31	47471		145
37744	9	59		5	17	43278		65	47557	17	17
37811	45	40	40309	36	66	43295	15	71			40
37836		153		37	90		18	79	47568		99
37851		8	40449	7	94		5	89			111
	62	28		7	117	43485	4	37			125
	73	41	40662	14	61		10	37			125
	43	44	40699	40	40	43513	51	112			139
	57	45	40912	10	99		27	126	47747	9	94
	39	72		10	99		27	140		10	118
	13	79		10	111	43614	47A	100	47763	30	44
	3	143		10	125			112	47941	10	13
	67	147		10	139			112	48198	45	28
	6	151	40974	30	66		26A	126		29	32
37857	17	27		34	72			140	48360	11	27
	4	93		30	90			141		29	66
	4	117	41448	47	40			141		33	72
37895	39	100	41613		44	43662	22	94		29	90
	39	112	41894	34	76		27	118	48454	33	44
	37	126	42365	51	45	43663	21	94	48604	34A	66
	37	140		38	160		26	118		35	90
38027	9	43		9	163	44468	6	161	48689		27
	23	47	42427	59	40	44612	10	59	48965	40	8
38260	31	66	42447	19	13		13	68	49309	11	154
	36	72		19	17	44776	13	27	49436	15	99
	31	90	42472		32		43	66		15	111
	26	159			72		48	72		15	125
38261	33	146			126	45631	44	90		15	139
	25	159	42567	26	31	45706	19	39	49637		35
38766	25	13	42567	48	40	45876	3	165			35
	23	57	42610	2A	85	45882	34	32	49640	40	66
	39	66	42948	47B	100	45960	13	145	49644	41	90
							14	49		49	127

CONTINUE

NUMERICAL PARTS INDEX (CONTINUED)

Part No.	Ref. No.	Page No.	Part No.	Ref. No.	Page No.	Part No.	Ref. No.	Page No.	Part No.	Ref. No.	Page No.
49683	26	65	60485		47	97101	1	176	122387	49	32
	30	72	63264	34	39	97137		165	122389	16	31
	26	89	63778	16	82	97139-		177	122392	15	31
49686	25	65	63804	22	61	97140-		177	122398	34	44
	29	72	63805	52	146	100635	23	116	122400	56	8
	25	89	64126	10	165		2	174	122409	27	27
49842	24	65	64161	36A	8	102044	14	47	122410	24	27
	28	72		11	165	103085	6	165	122411	35	27
	24	89	64264		43	103135	23	159	122412	1	27
49856	9	162	64852	51	146	103243	11	57	122413	2	27
49894	20	49	65207	60	9		10	155	122414	21	27
	14	53	65327	10	81		29	160	122415	23	27
50293	51	24	65474	4	81	103789	34	8	122417	9	27
50297	40	36	65503		7	105907	20	44	122418	29	27
50579		56	65939	25	61	110310		10	122421	5	27
50600	23	7		28	76	110370	25	145	122426	36	27
50775	17	61		4	85	110660	7	27	122428	37	27
	3	65	266143	6	157	110680	6	27	122429	12	27
	3	71	66460	65	41	115680	32	44	122430	25	27
	19	75	66488	32	39			49	122432	33	27
	5	89		5	93	116311	45	32	122443	33	13
	44	100		5	117		21	109	33A	17	17
	44	112	66553	66	41	117363	8	169	122459	13	31
	51	127		30	100	117441	63	40	122469	3	5
	51	141		30	112	121082	3	58		14	31
52367	69	41		32	126	121085	2	58	122476	8	31
52387	12	59		32	140	121092	27	66	122481	50	8
	3	67	66810	14	82		31	72	122483	24	7
52444	35	39	66812	30	50		27	89	122503	39	8
52481	23	82		4	53	121105	11	65	122506	12	31
52581	17	99	66844	5	37		6	71	122510	21	31
	17	111	67030	7	37		17	89	122515	14	37
	48	127	67032	9	37	121189	16	162	122521	55	8
	48	140	67188	13	82	121202	26	109	122587	22	116
52828	48	8	67202	24	82	121506	4	7	122587	1	174
54097	11	96	67332	8	155	121512	18	13	122600	43	28
	18	123	67357	12	82	121602	4	153	122604	8	37
54627	15	154	67358	11	81	121663	11	79	122605	12	165
	3	168	67372	54	28	121687	3	175	122614	33	66
54695	32	76		42	32		3	175		33	90
54770	31	76	67375	56	28	121708	1	175	122615	42	66
56705	39	146	67521	10	27	121728	2	176		47	72
56760	8	13	67526	24	20	121766	12	79		43	90
56800	14	13		23	23	121785	48	28	122616	17	65
56801	9	13	67527	25	20	121786	49	28		20	71
56867	8	7		24	23	121790	2	175		4	79
58118	69	33	67978	14	43	121831	18	85	122617	18	65
	78	41		58	141	121859	1	175		22	71
	11	99	72169	13	35	121951	25	86		18	89
	11	111	72805	11	7	121952	23	86	122619	21	65
	11	125	76065	24	39	122014	5	161		25	72
	11	139	76353	34	160	122079	7	161		21	89
58225		151	76417	2	81	122112	8	161	122623	2	93
58630	2	153	76518	24	86	122257	70	33		2	117
58792	33	39	76727	42	146	122288	31	32	122624	35	66
58821	17	39	76890	54	33	122296	22	31		40	72
58943	8	57	92227		82	122378	20	31		36	90
58948	37	36	92228		82	122382	32	8	122625	44	66
59273	24	47	95259	21	118	122387	5	5		49	72

CONTINUE

NUMERICAL PARTS INDEX (CONTINUED)

Part No.	Ref. No.	Page No.	Part No.	Ref. No.	Page No.	Part No.	Ref. No.	Page No.	Part No.	Ref. No.	Page No.
122625	45	90	122754	4	125	122902	13	94	122950	16	111
122626	6	93		4	139		15	118	122952	6	91
	6	117	122797	18	99	122903	14	94	122953	24	99
122630	2	79		18	111		16	118	122956	21	57
122632	6	59	122807	42	126	122904	1	125	124150	47	66
	8	68	122808	19	99		1	139		21	71
	7	79		17	125	122905	16	125		48	90
122633	5	58	122811	10	96		16	139		29	145
	7	68		10	105	122906	23	125	126002	21	39
	8	79		17	116		23	139	126003	9	19
122635	10	79		16	130	122907	2	5		10	23
122672	22	65	122873	22	125		42	28	126020	18	61
	26	72	122876	23	99	122908	20	116	126027	24	61
	22	89		21	125		19	130		27	75
122677	3	93	122877	20	99	122909	21	116		2	85
	3	117		20	111		20	130	126039	2	175
122693	28	86		18	125	122910	19	116	126103	1	165
122698	9	85		18	139		18	130	126105	56	28
122718	31	13	122878	21	99	122911	15	123	126106	56	28
	31	17		21	111		15	134	126192		27
122720	9	165		19	125	122912	9	92	126228	33	8
122722	1	121		19	139		8	115	126230	8	165
	1	133	122879	22	99	122913	55	127	126233	2	165
122724	13	122		22	111		55	141	126234	5	165
	13	134		20	125	122914	6	121	126236	4	165
122726	1	95		20	139	122915	5	121	126287	28	66
	1	104	122880	26	126	122921	8	94		32	72
	2	121		26	140	122922	45	100		28	89
	2	133	122881	14	123		45	112	126289	21	61
122727	2	95		14	134	122926	9	96		21	75
	2	104	122882	7	122		9	105	126697	8	35
	3	121		7	133	122927	1	174		62	40
	3	133	122883	8	122		1	177		35	44
122736	24	126		8	133	122931	12	92		56	45
122737	4	99	122886	54	127		10	103	126758	36	13
	4	111		54	141	122932	11	92		36	17
	4	125	122887	51	100		9	103	126760	30	13
	4	139		50	112	122938	46	100		30	17
122738	4	99		47	127		46	112	126761	6	17
	4	111		47	140		52	127	126986	58	28
	4	125	122888	47	36	122939	7	96	126987	18	27
	4	139		16	94		7	105	127046	8A	92
122739	4	91		3	108	122940	8	96		11	103
	4	102		18	118		8	105	127361	13	61
	4	115		3	136	122941	25	100	127434	23	65
	4	129	122889	15	94		25	111		27	72
122740	5	91		17	118	122942	1	99		23	89
	5	103	122891	18	116		1	111	127438		27
	5	115		17	130	122944	49	100			145
	5	129	122892	14	116		49	112	127938	44	36
122743	44	126		13	129	122945	47	100		7	157
	44	140	122896	25	126		47	112		17	172
122747	4	121	122898	41	126	122946	8	91	128375	25	7
122750	1	174	122899	13	99		6	103	128437	21	7
	1	177		13	111	122947	3	95	128438	10	65
122752	2	174		13	125		3	105		13	71
	2	177		13	139	122948	4	96		7	89
	2	177	122900	53	127		4	105	128441	4	65
122754	4	99		53	141	122950	16	99		4	71

CONTINUE

NUMERICAL PARTS INDEX (CONTINUED)

Part No.	Ref. No.	Page No.	Part No.	Ref. No.	Page No.	Part No.	Ref. No.	Page No.	Part No.	Ref. No.	Page No.	
128441	10	89	131405	46	36	135225	8	145	137467	29	140	
128443	7	65	131491	34	13	135266	46	72	137547	8	19	
	7	71		34	17	135270		151		9	23	
	11	89	131518	11	13			151	137555	41	100	
128446	12	65	131519	7	13	135423	6	145		41	112	
	12	71	131521	3	13	135426	2	145		38	126	
	16	89	131673	5	61	135444	77	148		38	140	
128460	9	65		7	75	135632		151	137558	40	100	
	10	71	131894	2	17			151		40	112	
	14	89	132120	29	82			151		39	126	
128467	8	65	132146	28	82			151		39	140	
	9	71	132164	14	65			151	137559	42	100	
	13	89	132341	32	160			151		42	112	
128566	6A	17	132486	8	122			152		40	126	
128653	20	94		8	133			152		40	140	
	25	118	132487	7	122	135839	18	82	137560	34	100	
128654	19	94		7	133	135874	15	85		34	112	
	24	118	132503	13	122	135877	22	82		28	126	
128659	59	9		13	134	135883	26	86		28	140	
128694	47D	100	132504	4	121	135900	22	86	137575	46	40	
		112	132510	14	116	136137	6	61		38	100	
		112		13	129			8		38	112	
	26C	126	132520	1	121	136142	48	66		36	126	
		140		1	133			11		36	140	
		141	132534	19	116			15	89	137603	41	44
		141		18	130	136355	11	159	137604	40	44	
128751	47C	100	132535	20	116	136376	10	109	137707	17	82	
		112		19	130		10	137	137710	14	85	
		112	132536	21	116	136521	33	76	137930	31	32	
		140		20	130	136678	5	49	138243	18	44	
		141	132544	13	115		7	169	138496	5	163	
		141		12	129	136682	24	44	138589	49	8	
128784	40	27	132673	11	172	136684	17	43	138728	27	100	
129630	23	61	132749	7	115		7	49		27	112	
	25	75		6	129	136696	26	44		34	126	
	3	85	132757	12	159	136697	2	173		34	140	
129696	24	75	132896	2	31	136708	12	43	138736	11	94	
129912	5	19	132898	10	31	136735	10	61		12	118	
	6	23	132915	20	145		12	75	138737	12	94	
129987		61	132996	44	28	136736	11	61		13	118	
		75	133001	12	96		11	75	138741	28	100	
130358	5	39		19	123	136758	10	154		28	112	
130683	57	28	133066	30	23	136759	59	28		31	126	
130712	9	81		44	23	136936	22	94		31	140	
130879	31	118	133107	8A	117		27A	118	139368	52	33	
130880	30	118	133246	29	50	136965	26	17	139674	5	96	
130881	29	118		3	53	136978	27	17		5	105	
130882	32	118	133263	15	47	136987	22	13	139733	31	53	
130883	28	118	134523	3	61		22	17	141295	48	24	
130891	8	61	134524	15	61	136988	28	17	141296	47	24	
	10	75	134526	2	61	136989	16	17	141325	12	57	
131230	41	146		15	75	137239	29	13	141781	18	17	
131374	7	59	134531	8	59	137354		148	142124	30	160	
	9	68	134532	1	61	137356		148	142126	27	159	
	6	79		2	75	137413	49	45	142129	28	159	
131375	4	58	134858	39	54	137419	67	41	142417	20	159	
	5	67	134921	7	61	137467	32	100	142441	18	39	
	9	79		9	75		32	112	142694	20	109	
131376	13	47	135068	14	103		29	126		20	137	

CONTINUE

NUMERICAL PARTS INDEX (CONTINUED)

Part No.	Ref. No.	Page No.	Part No.	Ref. No.	Page No.	Part No.	Ref. No.	Page No.	Part No.	Ref. No.	Page No.
143341	32	27	163334	35	160	166177	27	82	179878	64	40
143364	10	94	163902	28	7	166300	3	7	179887	35	8
143479		39	164014	2	13	166327	5	7	179888	53	45
143506	55	45	164015	1	13	167169	24	47	179890	17	7
143787	13	65	164342	60	45	167381	2	158	179891	23	13
	17	71		4	166	167684	12	47	179918	44	8
	3	89	164387		148	168109	15	27	179921	38	32
143821	14	7	164448	20	47	168982	5	47	179923	37	32
143823	11	7	164495	51	33	169703	30	7	179965	20	57
144015	26	82	164754	21	139	171182	45	14	181172	27	57
144037	48	45	164944	15	13		45	18	181175	1	35
144051	42	44	164945	12	13	171183	44	14	181197	10	163
144057	61	28	164995	17	57		44	18	181291	12	10
144071	9	122	165144		145	171357	19	35	181292	9	57
144072	10	122	165145	36	146	171672	53	28	181298	7	43
144077	10	122	165354	16	13	172088	11	31	181316	19	44
144078	9	122	165362	43	40	174620	22	47	181317	6	35
144081	11	122	165364	25	31	174968	2	39	181363	71	41
	11	134	165365	24	31	177118	1	19	182183	25	23
144082	12	122	165367	41	14		2	23	182201	1	163
	12	134		41	18	177119	2	19	182209	2	163
144083	16	123	165369	35	23		4	23	182258	50	24
144227	16	85	165370	36	23	177394	10	19	182692	14A	7
144228	8	85	165371	37	23		11	23	182828	13	159
144231	17	85	165372	38	23	177400	16	19	182922	17	164
144235	20	85	165377	26	13		16	23	182923	13	163
144236	21	85	165385	27	13	177401	16	19	182924	11	163
144253	6	96	165484	19	85		16	23	182925	19	164
	6	105	165526	26	145	177403	16	19	183373	17	31
145458		86	165670	10	92		16	23	183584	7	10
		151		7	103	177930	39	13		7	57
		151	165673	36	100			19		55	113
		151		36	112	178029	13	19		61	141
		151	165674	26	100		14	23	183624	1	167
		151		26	111	178031	13	19	183820	15	23
		151	165678	13	96		14	23	183849	11	85
		151		13	105	178032	13	19	183855	3	10
		151	165679	14	96		14	23	183862	74	41
		152		14	105	178033	3	19	183934	28	44
		152	165682	1	91		3	23	183999	11	39
145913		86	165730	9	115	178493	7	173	184063	17	159
146258	6	99	165738	15	116	179079	9	108	184064	16	159
	6	111		14	130		9	137	184118	9	172
	6	125	165739	12	115	179255	19	27	184171	18	37
	6	139	165740	16	116	179458	2	10	184292	3	43
163008	11	105		15	130	179462	9	39	184488	15	7
	17	135	165937	1	115	179466	1	10	184644	4	35
163198	35	100	165957	15	116	179469	15	39	184773	16	39
	35	112		14	130	179470	10	39	185195	43	32
	45	126	165958	16	116	179483	30	36	185350	27	35
	45	140		15	130	179484	53	33	185457	47	45
163233	20	20	165972	1	115	179616	56	33	185477	68	41
	21	23	166088	1	81	179701	46	8	185480	10	10
163234	21	20	166107	2	89	179724	39	32	185746	10	17
	20	23	166109	21	82	179755	7	163	186567	14	19
163235	18	20	166117	20	82	179795	6	43	186784	1	23
	18	23	166119	3	81	179811	19	31	186808	20	75
163236	19	20	166120	1	81	179876	42	8	187216	8	81
	19	23	166126	1	79	179878	7	5	187939	18	164

CONTINUE

NUMERICAL PARTS INDEX (CONTINUED)

Part No.	Ref. No.	Page No.	Part No.	Ref. No.	Page No.	Part No.	Ref. No.	Page No.	Part No.	Ref. No.	Page No.
188181	43	54	200483		163	214878	17	23	222794	7	47
189392	1	43	200920		167	215221	3	57	222956	15	159
189400	9	10	201578		158	215390	28	39	223108	34	23
	6	57	201585		173	215442	18	57	223316	24	35
189494	13	85	201605	1	167	216060	39	23	223439	13	37
189564	27	31	201814		172	216255	28	23	223666	9	35
189673	39	40	202102	7A	17	216259	45	24	223760	1	129
189697	36	39	202174	12	105	216261	31	23	223779	17	139
189714	22	75		18	135	216281	4	39	223784	17	137
189759	59	45	202186		171	216305	55	146	223787	49	140
195036	58	45	202410		166	216328	47	32	223790	24	139
195183	12	35	202609	5	57		16	65	224165	4	67
195189	20	35	202625		168		19	71	224177	11	68
195197	21	35	202928	15	145		3	79	224178	2	61
195200	45	36	203049	1	170	216501	64A	40		15	75
195353	3	145	213565	49	18	216551	54	146	224182	14	75
195561	43	8	213669	2	171	216856	43	14	224223	45	14
195903	34	54	213736	8	173		43	18		45	18
195985	2	43	213737	11	173	217176	20	27	224285	23	109
195987	57	8	213744	9	173	217391	29A	7	224289	22	109
195988	58	9	214045	43A	54	217392	29	7	224311	17	137
195990	4	57	214046	43B	54	217617	14	17	224312	1	102
195996	1	56	214106	10	159	217619	13	17	224453	40	146
196000	6	10	214110	9	159	218065	5	145	224454	10	145
196073	42	40	214119	22	159	218246	15	17	224455	70	41
196074	42	40	214178	46	32	218260	9	17	224594	37	146
196096	70	41	214179	48	32	218409	1	173	224685	28	57
196100	8	10	214180	66	33	218784	27	7	224718	61	147
196177	49	24		3	157	218969	11	35	224894	16	49
196286	22	20		6	172	218993	41	36		10	53
196287	23	20	214183	67	33	218995	7	35	224895	25	49
	22	23		4	157	219003	10	35		19	53
196289	26	20		7	172	219139	34	36	224985	4	10
	26	23	214419	20	39	219790	12	68	225180	28	50
196290	27	20	214498	37	100	219796	3	75		2	53
	27	23		37	112	219865	24A	99	225183	27	49
197607	55	33		35	126		24	111		5	53
197616	57	33		35	140	221267	39	36	225390	4	43
197686	50	40	214510	16	71	221269	38	36	225503	45	72
197690	61	40	214525	17	75	221331	29A	17	225506	41	72
197692	53	40	214550	15	109	221332	47	18	225508	2	67
197693	51	40		15	137	221333	46	18	225509	16	75
197696	60	40	214588	23	35	221334	34A	17	225511	23	75
197699	44	40	214620	6	67	221336	48	18	225696	13	57
	54	40	214629	29	36	221619	27A	82	225925	13	31
197862	7	145	214631	31	36	222288	22A	125	225929	1	31
198426	32	13	214643	32	36		22	139	226013	46	44
	32	17	214677	43	126	222290	42A	126	226063	2	91
198721	5	151		43	140		42	140		2	102
198722	11	151	214772	36	36	222344	15	151		2	115
198723	70	147	214774	26	35	222345	14	151		2	129
198724	71	147	214775	2	35	222436	4	47	226064	3	91
199419	33	17	214778	6	5	222437	11	47		3	102
199420	29	17		3	35	222639	42	36		3	115
199475	31	8	214779	33	36	222781	2	46		3	129
199512	23	17	214781	18	35	222782	3	46	226167	10	68
199634	44	32	214784	25	35	222783	6	47	226187	18	159
199812	52	40	214785	5	35	222785	3	49	226232	23	111
199875	55	40	214878	17	19	222788	28	53	226606	8	108

CONTINUE

NUMERICAL PARTS INDEX (CONTINUED)

Part No.	Ref. No.	Page No.	Part No.	Ref. No.	Page No.	Part No.	Ref. No.	Page No.	Part No.	Ref. No.	Page No.
226606	8	136	237500	40	13	245743	25	57	255254	51	18
226609	1	108		40	18	246499	14	109	255255	1	17
	1	136	237519	7	39		14	137	255503	2	151
226730	16	106	237529	59	33	246684	1	93	255504	1	151
	20	135	237544	29	53		1	117	255509	16	151
226731	15	106	237548	11	49	247952	12	172	255510	17	151
	19	135		6	53	248237	8	151	255518	4	151
227111	14	118	237702	8	23	248238	7	151	255519	3	151
227837	11	118	237703	7	19	248325	5	173	255589	19	145
227838	11	118	237910	47	54	248344	18	109	255869	1	143
228089	15	37	237980	47	54		18	137	255882	8	153
228366	1	5	238257	35	146	248453	8	129	255884	7	143
	49	40	238259	32	145	248454	6	129	255885	5	143
228472	42	14	238260	30	145	248461	10	134	255886	6	143
	42	18	238263	31	145	248462	9	134	255890	12	151
228519	22	49	238265	12	145	248514	14	172	255891	13	151
	16	53	238266	14	145	248515	5	171	255892	1	153
228661	23	49	238338	1	166	248929	2	143	255893	5	153
	17	53	238359	1	168	249062	12	61	255895	12	154
228662	21	49	238381	4	168		13	75	255897	5	153
	15	53	238405	8	43	249100		8	255899	4	143
228813	13	7	238657	4	49		33	54	256025	10	154
229101	19	49	238706	27	86	249128	10	7	256476	2	166
	13	53	238838	37	54		52	28	257286	53	113
229746	11	145	238839	38	54	251034	19	111		59	141
229973	24	53	238943	18	49	251381	3	166	257435	10	134
236068	3	17		12	53	251524	61	9	257436	9	134
236146	1	158	239443	58	146	252208	3	171	258797	16	123
236147	4	158	239444	57	146	253434	20	7		16	135
236148	6	158	239859	47	54	253476	6	43	258798	16	123
236151	7	158	241104	24	49	253479	5	43		16	135
236152	4	171		18	53	253640	52	45	258879	26	39
236432	35	36	241105	44	54	253722	17	37	258880	1	39
236577	32	54	241375	23	31	253796	33	8	258961	17	75
236620	1	161	241906	28	39	253797	34	8	259788	21	44
236621	2	161	242648	62	9	254149	36	8	261509	49	146
236622	9	161	242783	31	39	254264	72	147	261511	48	146
236623	36	160	243156	13	13	254265	62	147	261516	25	44
		161	243240	8	129	254296	78	148	261798	31A	17
236624	33	160	243242	10	115	254411	18	31	262179	78	148
236661	26	164		9	129	254526	65	147	262210	64	147
236780	21	159	243243	11	115	254643	2	49	262238	18	151
236781	14	159		10	129	254788	8	143	262239	19	151
236782	19	159	243311	37	8	254790	66	147	262269	44	146
236783	8	158	243649	1	170	254799	68	147	262270	43	146
237029	26	53	243650	1	170	254801	69	147	262291	53	146
237031	20	53	243651	1	170	254805	59	147	262293	50	146
237033	25	53	243652	1	170	254806	60	147	262317	75	148
237034	45	54	243653	1	170	254814	64	147	262318	76	148
237167	10A	81	243654	1	170	255032	80	148	262319	63	147
237217	12	49	243655	1	170	255078	22	145	262320	73	147
237219	10	49	244354	39	160	255080	20A	145	262321	74	147
237294	8	47	245118	5	99	255083	16	145	262330	9	143
237296	35	54		5	111	255246	7	17	262331	10	143
237298	40	54		5	125	255247	12	17	262333	47	146
237299	21	47		5	139	255249	11	17	262363	28	145
	41	54	245221	6	65	255251	8	17	262364	79	148
237309	1	171		8	71	255252		18	262450	1	145
237334	10	172		12	89	255253	52	18	262599	9	151

CONTINUE

NUMERICAL PARTS INDEX (CONTINUED)

Part No.	Ref. No.	Page No.	Part No.	Ref. No.	Page No.	Part No.	Ref. No.	Page No.	Part No.	Ref. No.	Page No.
262600	10	151	268244	81	148	527744	13	162	703546	1	145
262844	57	40	271431	27	47	527745	11	162	704540	30	86
263030	24	145	272990	3	162	527746	4	162	705614	13	11
263106	2	145	280112	+	8	527747	2A	162	705787	16	68
263111	28	36	280119	+	112	527748		162	705789	15	68
263216	12	109			140	570163	2	7	706032	54	113
	12	137	280160	+	18	570217	25	86		60	141
263217	12	109	280179	+	146	570218	23	86	706033	21	130
	12	137			146	571005	1	129	706035	13	103
263218	11	109	283995	76	41	571566	31	160	706036	12	103
	11	137	285004	23	145			162	706132	21	135
263219	2	108	285072		147	572048	17	137	706225	2	168
	2	136			147	572053	17	137	706878	16	79
263383	64	33	285362	39	18	572056	17	109	706879	18	80
	1	157			23	572371	2	145	706883	15	79
263386	1	155	285363	32	23	572853	+ 28	47	706978	16	59
263392	3	155	285529	2	56	572854	+ 17	47	706979	17	59
263393	2	155	285530	1	7	573399	+ 77	148	706982	15	59
263394	7	155	285688	1	46	574171	5	31	706984	18	59
263395	6	153	285839	62	45	574844	+ 32	66	707372	+ 52	90
263396	9	155	285840	61	45		35	72	708333	17	80
263422	21	145	286078	+ 32	86		32	90	708988	1	65
263774	13	143	286309	1	58	575246	+ 31	86	709003	1	71
263775	12	143	286310	1	67	575943	32	50	709014	1	89
263818	15	109	289198	40	23		50	54	709338	8	103
	15	137	289416	+ 35	86	576192	+ 22	7		7	129
263838	16	109	289783	31	50	576242	+ 1	49	709381	7	65
	15	137		49	54	577675	11	43		7	71
264369	26	140	321582	1	85		6	49		11	89
264871	+ 34	86	323749	40	160	577767	26	49	709406	+ 30	53
265098	19	109	389332	48	36		1	53	709407	36	54
	19	137	509957	6	163	578189	3	153	709449	21	85
265417	68	33	511112	14	35	579116	+ 33	86	709490	16	85
265420	36	32	511212	12	162	579193	13	109	709493	20	85
265588	+ 48	66	511214	4	162		13	137	709497	17	85
	11	71	511215	6	162	579195	+ 46	54	709716	29	62
	15	89	511220	11	162	579196	19	47	710166	4	133
265739	22	35	511221	5	162	579197		46	710167	4	133
266040	6	169	511223	13	162	579216	26	47	710694	38	72
266041	5	169	511225	8	162		48	54	710696	37	72
266042	10	43	511228		162	602734	13	172	711526	54	45
266134	21	152	512570	1	162	+ 603539	+ 65	33	712612	50	66
266135	20	152	513309	27	164		2	157		52	72
266142		31	514862	3	162		8	172		49	90
266143	15	172	514863	2	162	606173	7	85	713003	4	31
266196	63	33	517003	22	75	606656		81	713004	3	31
266386	52	24	517847	15	162			81	714551	10	57
266387	50	24	517848	7	162			81			
266388	53	24	518828	3	161			82			
266389	33	23	518979	18	162	606657		81			
266429	5	108	524311	19	162			82			
	5	136	524312	14	162	608517	25	140			
266960	25	109	527737	1	162	702259	+ 12	65			
266963	25	47	527738	22	162		12	71			
267741	6	108	527739	5	162		53	90			
	6	136	527740	15	162	702765	- 44	14			
267765	7	108	527741	16	162		44	18			
	7	136	527742	21	162	703414	+ 45	146			
268242	82	148	527743	20	162	703415	+ 46	146			

SPERRY  NEW HOLLAND

5077007

3M - 4-78Du.

Printed in U.S.A.